

Residential Air-Conditioners Catalogue

SRseries

2025



Residential Air-Conditioners

What solutions can Mitsubishi Heavy Industries Air-Conditioner offer?

- Keep comfortable with quick cool-down/warm-up
- Energy saving for a sustainable future
- Innovative design suitable for all interiors
- Reliable air-conditioner for long term use

Mitsubishi Heavy Industries advanced technology can provide a variety of solutions.



Design award for

Mitsubishi Heavy Industries SRK-ZSX air-conditioning unit

Mitsubishi Heavy Industries has been awarded the 2017 Silver A' Design Award in the 'Engineering and Technical Design' category for its SRK-ZSX Diamond Series air-conditioning unit. It was created to meet the demanding expectations of the European air-conditioning market.



Table of contents

| | |
|--|---------|
| - INTRODUCTION | 2 |
| - PRODUCT LINE UP | 4 |
| - ADVANCED TECHNOLOGY | 8 |
| - FUNCTIONS | 20 |
| - SINGLE-SPLIT | 22 |
| - WALL MOUNTED TYPE R32 | 22 – 33 |
| - WALL MOUNTED TYPE R410A | 34 – 40 |
| - FLOOR STANDING TYPE | 31, 38 |
| - CEILING CONCEALED TYPE | 32, 39 |
| - 4WAY CEILING CASSETTE TYPE | 33, 40 |
| - MULTI-SPLIT SYSTEM | 41 |
| - CONTROL SYSTEM | 104 |
| - DIMENSIONS | 106 |
| - ENERGY EFFICIENT AND ENVIRONMENTALLY CONSCIOUS | 115 |

Elegant Timeless Design

The ZSX/ZS and ZTL series air-conditioners have been innovatively designed with rounded contours that fit beautifully into Europe's diverse interior.



ZSX series



ZTL series

Quiet and Comfortable

Mitsubishi Heavy Industries Thermal Systems offers a unique discreet air-conditioner; quiet and comfortable which provides precise air flow and capacity control.



Energy Saving

High energy saving with comfort. Provides the user multiple solutions in comfort and energy savings. All the models can achieve high energy efficiency by use of Mitsubishi Heavy Industries technology, such as high performance compressor, DC PAM inverter technology.




























Convenience

Control your air-conditioner from anywhere, anytime with the optional Wireless Control System.






















PRODUCT LINE UP

■ SINGLE-SPLIT

| Model | | Capacity Range (kW : Rated cooling capacity) | | | | | | | | | | | | |
|--|--|---|----------|-----------|-----------|-----------|-----|----------|----------|----------|----------|----------|----------|--|
| | | 1.5 | 2.0 | 2.5 | 3.5 | 4.0 | 4.5 | 5.0 | 6.0 | 6.3 | 7.1 | 8.0 | 10.0 | |
| WALL MOUNTED TYPE | Diamond Series SRK-ZSX-WF SRK-ZSX-W,-S  |  P.22 | | ● A+++ | ● A+++ | ● A+++ | | | ● A++ | ● A++ | | | | |
| | |  P.34 | | ● A+++ | ● A+++ | ● A+++ | | | ● A++ | ● A++ | | | | |
| | Diamond Series SRK-ZR-WF SRK-ZR-W,-S  |  P.24 | | | | | | | | ● A++ | ● A++ | ● A++ | ● A++ | |
| | |  P.35 | | | | | | | | ● A++ | ● A++ | ● A++ | ● A++ | |
| | Premium Series SRK-ZS-WF SRK-ZS-W,-S  |  P.26 | | ● A+++ | ● A+++ | ● A++ | | | ● A++ | | | | | |
| | |  P.36 | | ● A++ | ● A++ | ● A++ | | | ● A++ | | | | | |
| Standard Plus Series SRK-ZTL-W  |  P.28 | ● A++ | ● A++ | ● A++ | ● A++ | | | ● A++ | | ● A++ | ● A++ | | | |
| |  P.37 | | | ● A | ● A++ | | | ● A | | | | | | |
| Standard Series SRK-ZSP-W1 New! SRK-ZSP-S  |  P.30 | | | ● A++ | ● A++ | | | ● A++ | ● A++ | | | | | |
| |  P.37 | | | ● A | ● A++ | | | ● A | | | | | | |
| FLOOR STANDING TYPE | SRF-ZS-W SRF-ZSX-W  |  P.31 | | ● A++ | ● A++ | | | ● A++ | | | | | | |
| | SRF-ZMX-S  |  P.38 | | ● A++ | ● A++ | | | ● A++ | | | | | | |
| CEILING CONCEALED TYPE | SRR-ZS-W New! (5.0,6.0kW)  |  P.32 | | ● A++ | ● A++ | | | ● A++ | ● A++ | | | | | |
| | SRR-ZM-S  |  P.39 | | ● A++ | ● A++ | | | | | | | | | |
| CEILING CASSETTE TYPE (600x600mm) | FDTC-VH  |  P.33 | | ● A++ | ● A++ | ● A++ | | ● A++ | ● A++ | | | | | |
| | FDTC-VF  |  P.40 | | ● A++ | ● A++ | ● A++ | | ● A+ | ● A+ | | | | | |

*1 ZSX, ZS series colour variations available. *2 The photo is for -WF, -W1 type.

■ MULTI-SPLIT SYSTEM


| | | SCM-ZS-W  P.42 | | | | | | | | SCM-ZS-S,ZM-S  P.44 | | | | | | | | | |
|---|---|---|-----|--|-----|-----|---|-----|--|--|--|-----|---|-----|---|-----|--|------|---|
| Model (kW) | | 3.0 | 4.0 | 4.5 | 4.1 | 5.0 | 6.0 | 7.1 | 8.0 | 10.0 | 4.0 | 4.5 | 5.0 | 6.0 | 7.1 | 8.0 | 10.0 | 12.5 | |
| Number of connectable indoor units | | 2 | | 2 - 3 | | | 2 - 4 | | 2 - 5 | | 2 | | 2 - 3 | | 2 - 4 | | 4 - 5 4 - 6 | | |
| Outdoor unit*1 | |  A+++ | |  A+++ | | |  A++ | |  A+++ | |  A++ | |  A++ | |  A++ | |  A *2 | | |
| Indoor unit (kW) | | | | | | | | | | | | | | | | | | | |
| WALL MOUNTED TYPE |  | SRK-ZSX-WF, -W | 2.0 | ● | ● | | ● | ● | ● | ● | ● | ● | ● | ● | ● | ● | ● | ● | |
| | | 2.5 | ● | ● | | ● | ● | ● | ● | ● | ● | ● | ● | ● | ● | ● | ● | ● | |
| | | 3.5 | ● | ● | | ● | ● | ● | ● | ● | ● | ● | ● | ● | ● | ● | ● | ● | |
| | | 5.0 | | | | ● | ● | ● | ● | ● | ● | | | ● | ● | ● | ● | ● | |
| | | 6.0 | | | | | | ● | ● | ● | ● | | | ● | ● | ● | ● | ● | |
| |  | SRK-ZR-WF, -W | 7.1 | | | | | | ● | ● | ● | | | | | | | ● | ● |
| | | 8.0 | | | | | | | | ● | | | | | | | | | |
| |  | SRK-ZS-WF, -W | 1.5 | ● | | ● | | | | | | | | | | | | | |
| | | 2.0 | ● | ● | ● | ● | ● | ● | ● | ● | ● | ● | ● | ● | ● | ● | ● | ● | ● |
| | | 2.5 | ● | ● | ● | ● | ● | ● | ● | ● | ● | ● | ● | ● | ● | ● | ● | ● | ● |
| 3.5 | | | ● | ● | ● | ● | ● | ● | ● | ● | ● | ● | ● | ● | ● | ● | ● | ● | |
| 5.0 | | | | | | ● | ● | ● | ● | ● | | | ● | ● | ● | ● | ● | ● | |
|  | SKM-ZSP-W | 1.5 | ● | | ● | | | | | | | | | | | | | | |
| | 2.0 | ● | ● | ● | ● | ● | ● | ● | ● | ● | ● | ● | ● | ● | ● | ● | ● | ● | |
| | 2.5 | ● | ● | ● | ● | ● | ● | ● | ● | ● | ● | ● | ● | ● | ● | ● | ● | ● | |
| | 3.5 | | ● | ● | ● | ● | ● | ● | ● | ● | ● | ● | ● | ● | ● | ● | ● | ● | |
| FLOOR STANDING TYPE |  | SRF-ZS(X)-W | 2.5 | ● | ● | | ● | ● | ● | ● | ● | ● | ● | ● | ● | ● | ● | ● | |
| | | 3.5 | ● | ● | | ● | ● | ● | ● | ● | ● | ● | ● | ● | ● | ● | ● | ● | |
| | | 5.0 | | | | ● | ● | ● | ● | ● | | | ● | ● | ● | ● | ● | ● | |
| CEILING CONCEALED TYPE |  | SRR-ZS-W | 2.5 | ● | ● | | ● | ● | ● | ● | ● | ● | ● | ● | ● | ● | ● | ● | |
| | | 3.5 | ● | ● | | ● | ● | ● | ● | ● | ● | ● | ● | ● | ● | ● | ● | ● | |
| | | 5.0 | | | | ● | ● | ● | ● | ● | | | ● | ● | ● | ● | ● | ● | |
| | | 6.0 | | | | | | ● | ● | ● | ● | | | ● | ● | ● | ● | ● | |
| CEILING CASSETTE TYPE (600x600mm) |  | FDTC-VH | 2.5 | ● | ● | | ● | ● | ● | ● | ● | ● | ● | ● | ● | ● | ● | ● | |
| | | 3.5 | ● | ● | | ● | ● | ● | ● | ● | ● | ● | ● | ● | ● | ● | ● | ● | |
| | | 5.0 | | | | ● | ● | ● | ● | ● | | | ● | ● | ● | ● | ● | ● | |
| | | 6.0 | | | | | | ● | ● | ● | ● | | | ● | ● | ● | ● | ● | |
| DUCT CONNECTED TYPE |  | FDUM-VH | 5.0 | | | | ● | ● | ● | ● | ● | | | ● | ● | ● | ● | ● | |
| CEILING SUSPENDED TYPE |  | FDE-VH | 5.0 | | | | ● | ● | ● | ● | ● | | | ● | ● | ● | ● | ● | |

*1 Energy class depends on connected indoor units. *2 Energy label applies below cooling capacity 12kW. *3 Can be also connected colour variation type. *4 The photo is for -WF type.


ZSX series

For more details go to P22&23 »

Available in 3 colour:



Luxurious & timeless design



ZSX series White(-WF)



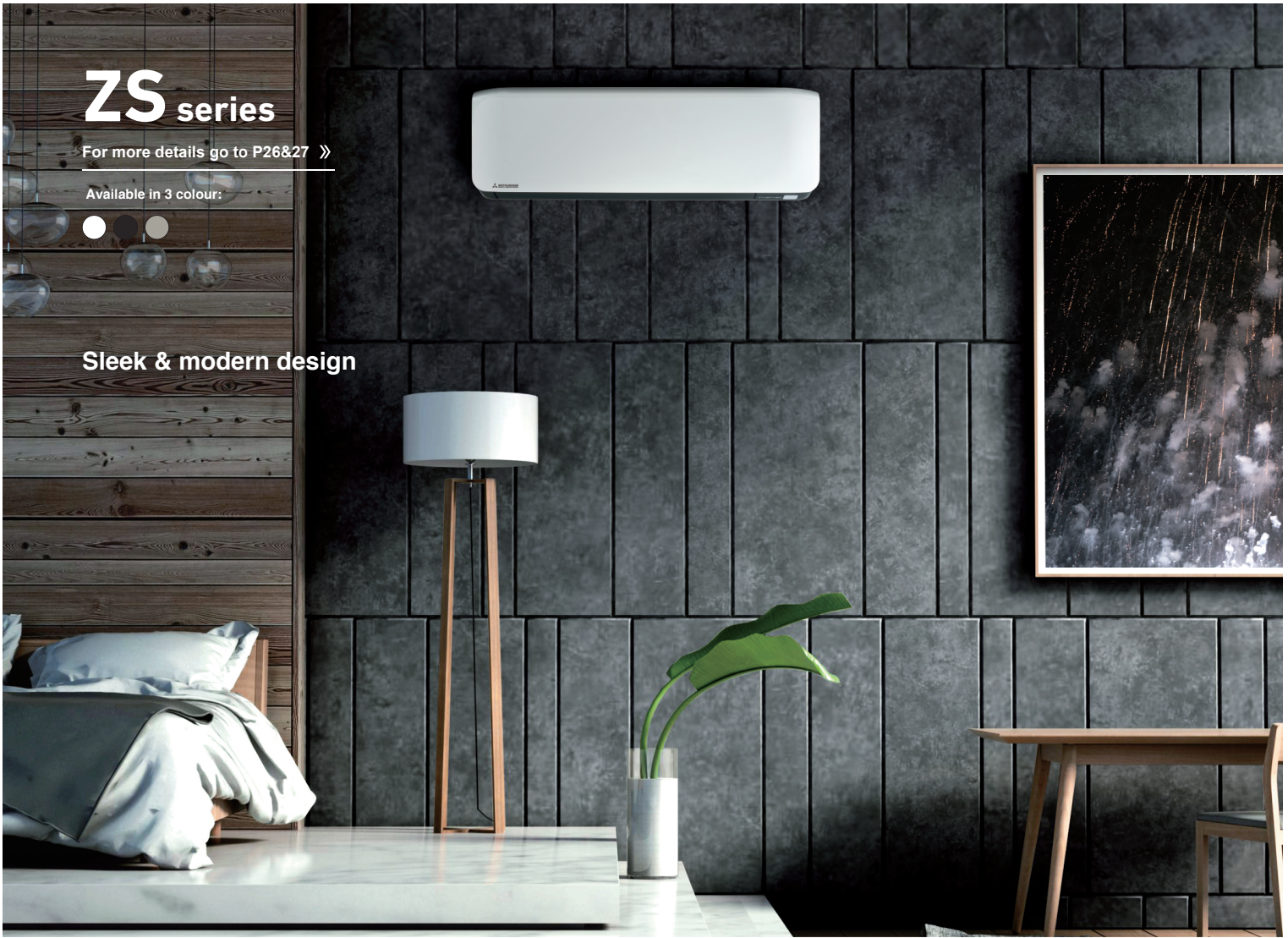
ZS series

For more details go to P26&27 »

Available in 3 colour:



Sleek & modern design



ZTL series

For more details go to P28 »

Contemporary & compact design



ADVANCED TECHNOLOGY

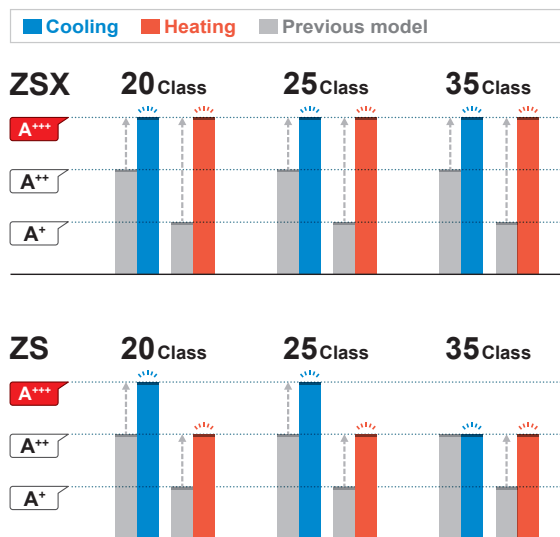
Performance & Technology

Many design changes and engineering developments have taken place in order to improve the energy efficiencies in our products.

High Efficient Performance

Mitsubishi Heavy Industries Thermal System's product ZSX and ZS series have a seasonal SEER/SCOP performance which boosts energy ratings from classes A+ to A+++.

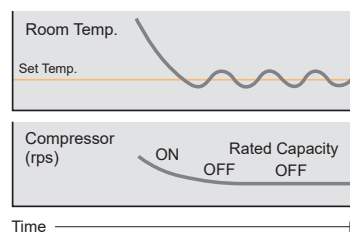
High Energy Performance (SEER/SCOP) and Class



DC PAM Inverter

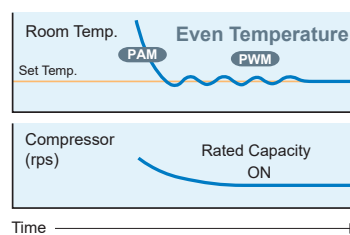
Experience the cutting-edge Pulse Amplitude Modulation (PAM) inverter technology. Air-conditioners equipped with this system deliver robust heating and cooling performance, swiftly achieving your desired temperature. The finely controlled compressor speed ensures both comfort and energy efficiency.

Conventional inverter



Less advanced technology does not address the ON/OFF cycles issue.

DC PAM inverter



Utmost comfort and energy efficiency achieved with large output power and control optimization.

DC Twin Rotary Compressor

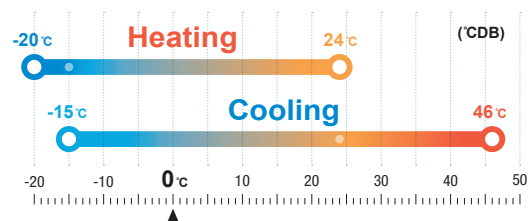
Introducing our well-established and dependable DC twin rotary compressor technology. Designed for optimal performance, it ensures low noise, minimal vibration, and high efficiency across an extensive range of operating conditions.



Featured on all models of ZSX series

Wide Range of Operation

SR series air-conditioners are designed to thrive in challenging environmental conditions. The ZSX series can operate efficiently in extreme temperatures, as low as -20°C in heating mode and up to 46°C in cooling mode. Whether you need to keep your smallest bedroom cozy or cool down a large entertainment area, the ZSX series has you covered.




* For the capacities under low temperature conditions, refer to technical manual.

Latest Technologies (ZSX series)

[Outdoor unit]

Propeller fan

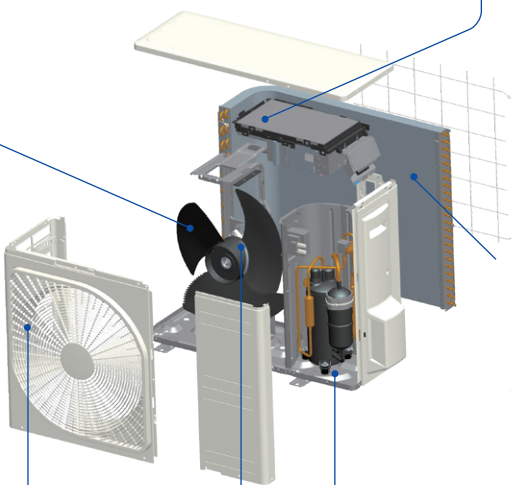

Meticulously designed with blade serrations for whisper-quiet operation without compromising performance. Experience the perfect blend of efficiency and comfort.



Serrated fan blade


Coated PCB (Printed Wiring Board)

The coated Printed Wiring Board is designed to withstand the elements, it ensures longevity and reliable performance thanks to improved tolerance to humidity.



Heat exchanger

M-shape fins strike the perfect balance between heat transfer and airflow resistance, ensuring top-notch performance in diverse climate.



Fan grill

Innovative grill design that not only enhances airflow efficiency, but also reduces noise levels.

Corrosion resistance

The base panel made from hot-dipped sheet steel, boasts exceptional corrosion resistance and remarkable scratch resilience.



DC Fan Motor

Cutting-edge DC fan motors which deliver exceptional efficiency and impressive power. These DC motors consume less power compared to traditional AC motors.

Three Sensors

Control of room temperature and humidity is very important for people to live a comfortable life. Use of three sensors to control indoor temperature, indoor humidity and outdoor temperature enable unit to obtain optimum air-conditioning.



Sensor for indoor temperature and humidity




Sensor for outdoor temperature

[Indoor unit]

Heat exchanger

Our optimal combination of fin configuration and copper tube has maximised airflow volume without expanding indoor unit's size in width. Compared with previous models, the heat exchanger efficiency rate has drastically improved by 33%. The fin can maximise airflow volume and save energy simultaneously.



AIR FLOW

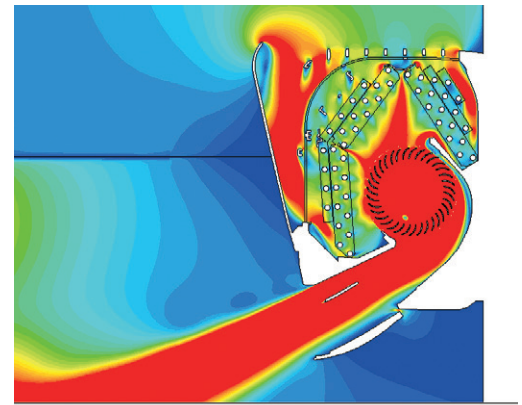
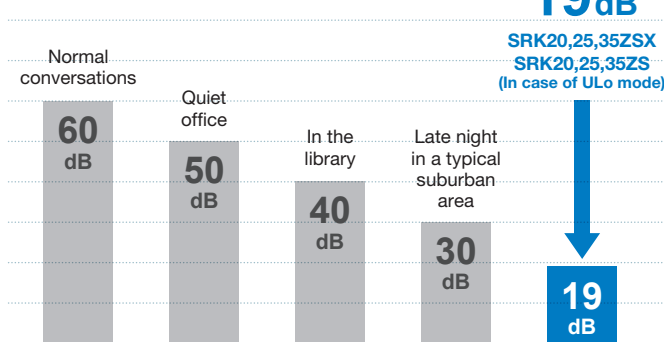


Jet Air Technology

CFD (computational fluid dynamics), commonly used for precision jet engine blade design, has now transformed air-conditioning. Our cutting-edge indoor air distribution system ensures very quiet operation and unparalleled energy efficiency across diverse indoor spaces.



Comparison with familiar noises in our everyday life



Fast ← → Slow
Colours in the figure show the air speed



Long Reach Air Flow

Long reach air flow is achieved by jet air technology. Good for large living rooms and shops, which increases comfort.



Double Flap


Comfort temperature is achieved by using the double flap system which optimises the air flow. This is also capable of producing horizontal and long reaching air flow in cooling operation, and strong and downward air flow in heating operation.





3D AUTO

Experience effortless comfort with 3D AUTO technology. With a simple tap on the remote control, it springs into action, with an uniform air distribution. Our intelligent logic takes over, fine-tuning airflow direction and intensity for optimal comfort. In cooling mode, a refreshing breeze cascades from above, while in heating mode, cozy warmth envelops the entire floor.

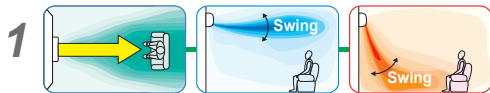


3D Auto logic

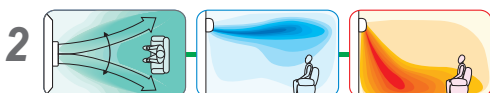
Hi-Power (Quick)

Cool Breeze

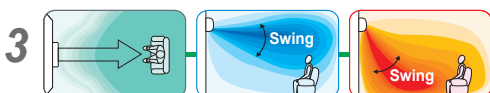
Floor Heating



Horizontal airflow



Vertical airflow

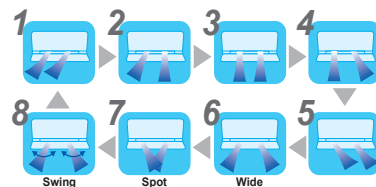


Uniform airflow



Horizontal swings in 8 directions

The airflow direction from the right and left louvers can be controlled individually. Eight different air flow patterns can be selected.



Adjustable air inlet panel

Minimisation of air resistance is achieved by incorporating a movable air inlet panel of advanced design.



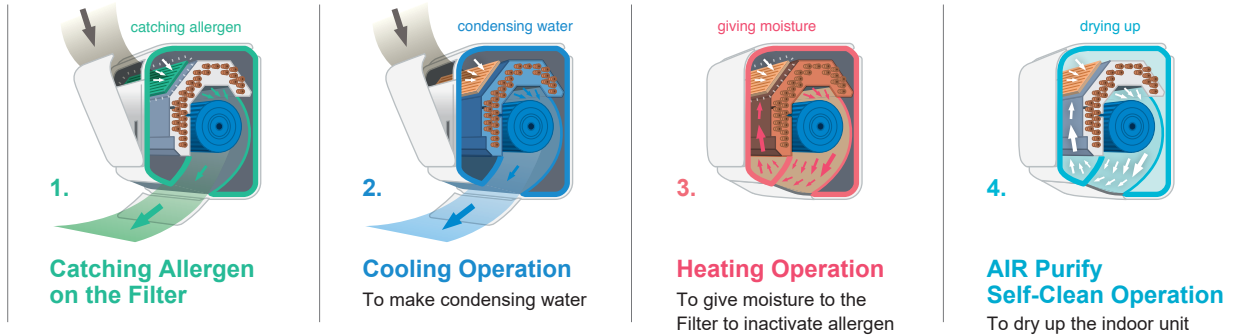
* This page mainly describes the ZSX series.

AIR QUALITY



Allergen Clear Operation

This can be activated by pressing the “allergen” button on the remote control and lasts 90 minutes before stopping automatically. It neutralises the bacteria collected on the surface of the anti-allergenic filter thanks to its sophisticated interaction between temperature and humidity controls.



Self Clean Operation

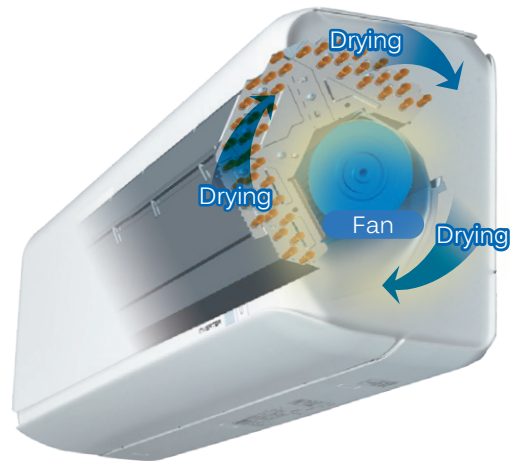
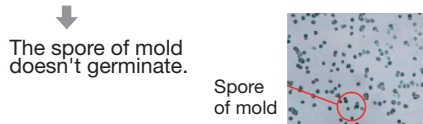
Activate the self-clean operation and the indoor unit dries up with closed flaps, preventing mold growth.

Situation of mold after one week

Without “Self Clean Operation”



With “Self Clean Operation”



Allergen Clear Filter

Enzyme + Urea deactivates allergens and bacteria



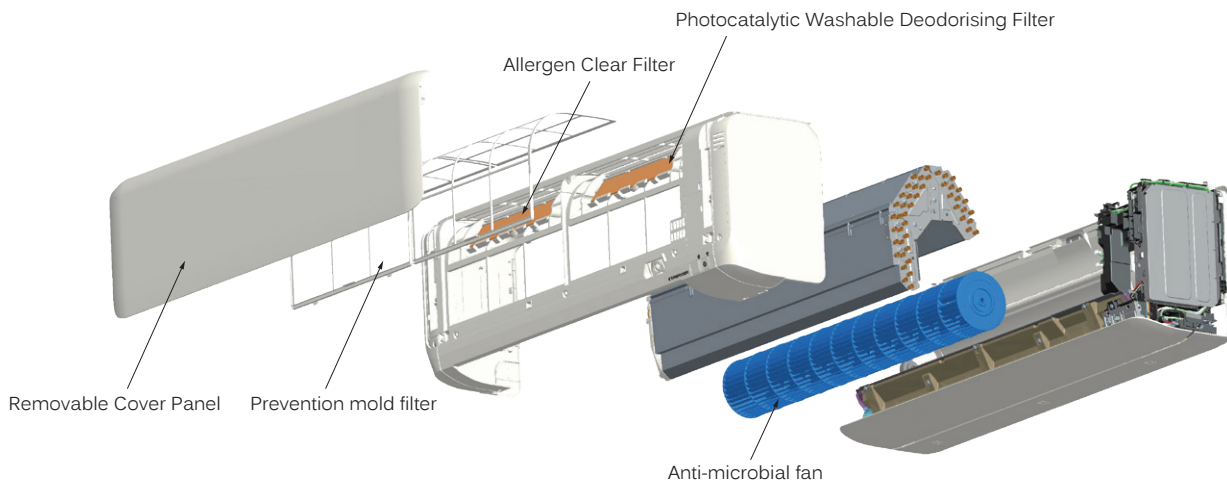
The allergen clear filter breaks down the pollen¹, lice¹, and allergens that live on cat skins, etc. and deactivates them. The secret of deactivation is the Enzyme-urea compound. It deactivates not only allergens but also all kinds of bacteria², molds and viruses³. Even if allergens and bacteria, etc. fly of the filter, they are deactivated, so the air in your room is kept fresh.

*1 Test method:
ELISA colorimetric method Laboratory:
Independent administrative agency
national hospital mechanism Sagamihara
Hospital, No.1536

*2 Test method:
ELISA colorimetric method / ELISA
fluorescent method Laboratory:
Independent administrative agency
national hospital mechanism Sagamihara
Hospital, No.1536

*3 Test method:
TCID (Infection value 50%) Laboratory:
Foundation of Kitazato Environmental
Science Center, No.15-0145

Structure of Preventing Dirt



Always keeping the indoor unit clean

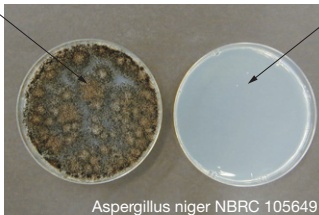
The fan has undergone anti-microbial treatment to resist mold and germs, making the system clean and safe. This prevents foul odours, molds, etc. which can occur when an air-conditioning system is not in operation.

(Compatible with all wall mounted type units.)


- Efficacy of "Anti-microbial"

Testing Authority: Japan Food Analysis Center
 Test Report No. : 17067139001 - 0301
 JIS Z 2801 Antimicrobial Products - Test for Antimicrobial Activity and Efficacy
 Test Report No. : 17067139001 - 0501
 JIS Z 2911 Methods of Test for Fungus Resistance
 Tests were conducted with reference to the antimicrobial strength tests as follows Delere.

without Anti-microbial



with Anti-microbial



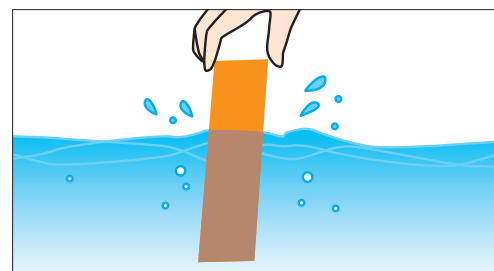

Aspergillus niger NBRC 105649

Comparison of growth of bacteria and mold on fan surfaces (microscopic image)

Tests conducted at the Mitsubishi Heavy Industries Nagoya Research Lab, 24 hours after contact with bacteria, cultured on agar media.

Photocatalytic Washable Deodorising Filter

The deodorising power can be restored by washing with water and drying in the sun, as such it is a recyclable deodorising filter capable of repeat use.



Used in models

| Filter | Indoor Unit | SRK-ZSX | SRK-ZR | SRK-ZS | SRK-ZTL |
|--|-------------|---------|--------|--------|---------|
| Allergen Clear Filter | | 1pc | 1pc | 1pc | 1pc |
| Photocatalytic Washable Deodorising Filter | | 1pc | 1pc | 1pc | - |

* This page mainly describes the ZSX series.

ENERGY SAVING / COMFORT



Eco Operation

This control is a smart energy-saving feature that detects human activity using a motion sensor. The air-conditioner adjusts cooling/heating setpoint up to +/- 3°C based on human activity. It saves energy during low activity, while it optimizes operation when detecting high activity. Plus, when the room is empty, it automatically reduces capacity after 15 minutes, returning to normal when people return.

Cooling



It is set to moderate operation when there is little movement in the room.

Heating



It is set to moderate operation when there is a volume of movement in the room.

Stand-by mode

Our air-conditioners automatically enters 'stand-by' mode after 1 hour of inactivity. It reactivates when human activity is detected within 12 hours, or turns off completely after 12 hours of absence.

*Can also be set to turn OFF after two hours.

Absent



Moderate operation

It suppresses the power when there is nobody present in the room.

After 1-hour



Stand-by

You do not need to worry, even if you forget to turn off the power. Air-conditioner stops until human activity is detected.

Come back to room



Normal operation turns ON again

Automatically operates in the preset mode if you return to the room within twelve hours.

Fuzzy Auto Mode

Experience optimal comfort with our smart climate control system. Our temperature and humidity sensors continuously monitor room conditions, while the unit automatically adjusts the operation mode and temperature settings for maximum efficiency. With fuzzy auto mode, you'll stay comfortable even as weather conditions fluctuate.



High Power Operation

Cooling & heating operation

Experience instant relief with our High Power Operation mode. Whether you're returning home on a scorching summer day or on a chilly winter day, our air-conditioner provides a refreshing burst of coolness or cozy warmth, ensuring you feel great right away. Plus, it is smart enough to revert to your preferred mode after 15 minutes, ensuring optimal comfort without excessive cooling or heating.

Silent Operation

Silent mode ensures a peaceful environment. Whether you're working, relaxing, or sleeping, our air-conditioner operates at 3dB(A) lower than standard nominal level (45dB(A) or less).



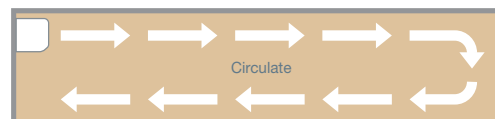
Night Setback

During cold seasons or chilly weather, the night setback operation allows to maintain room temperatures at a cozy 10°C, even when the room is unoccupied or when you're away from home.



Fireplace Function

By continuing to operate the indoor fan when the room temperature is stabilized, the warm air accumulated in the ceiling is circulated to the room.



* This page mainly describes the ZSX series.

TIMER / CONVENIENCE

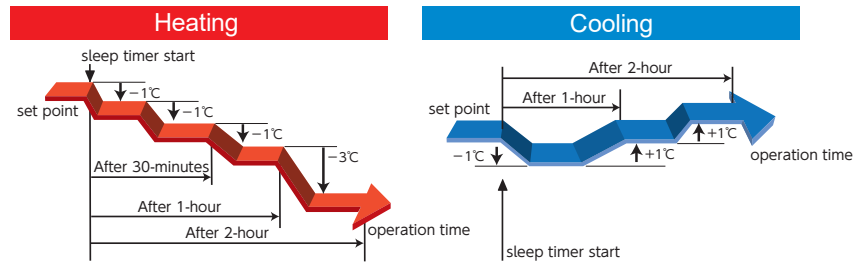
Weekly Timer

Set specific times for your air-conditioner to turn on and off automatically. Wake up to a cozy home in winter or return to refreshing coolness after a long day. By programming your air-conditioner's schedule, you'll reduce energy consumption.

Up to 4 timer programs can be created for each day of the week, allowing a maximum of 28 programs per week.

Sleep Timer

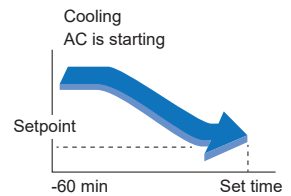
This function ensures optimal comfort during rest by adjusting cooling or heating capacity. It also allows to save energy without excessive temperature change.



Comfort start-up

Its time to experience perfectly timed cooling and warmth. Air conditioner controls room temperature to achieve comfort at the "set time" by 60-minutes pre-operation.

In ON-TIMER operation, the unit starts the operation a little earlier, so that the room can approach optimum temperature at ON time.



Preset Operation

With our advanced technology, you can save your preferred settings for future use. Whether it's the operation mode, temperature, fan speed, or airflow direction, we've got you covered. No more adjusting settings every time you turn on the air-conditioner.

Simply activate your personalized presets, and let the magic happen.

LED Brightness Adjustment

Our air-conditioner's LED display adapts to your preference. Whether you prefer a bright, subtle glow or no indicator, you're in control. Simply set it to match your mood and enjoy a personalized experience.(ZSX,ZS,ZTL)



Long Piping Length

With ZSX series, you are not limited by distance. Enjoy up to 30 meters of piping length, giving you the freedom to design your AC system exactly as you envision. Our compact outdoor unit fits seamlessly into small installation spaces. It can discreetly blend in while delivering powerful performance.



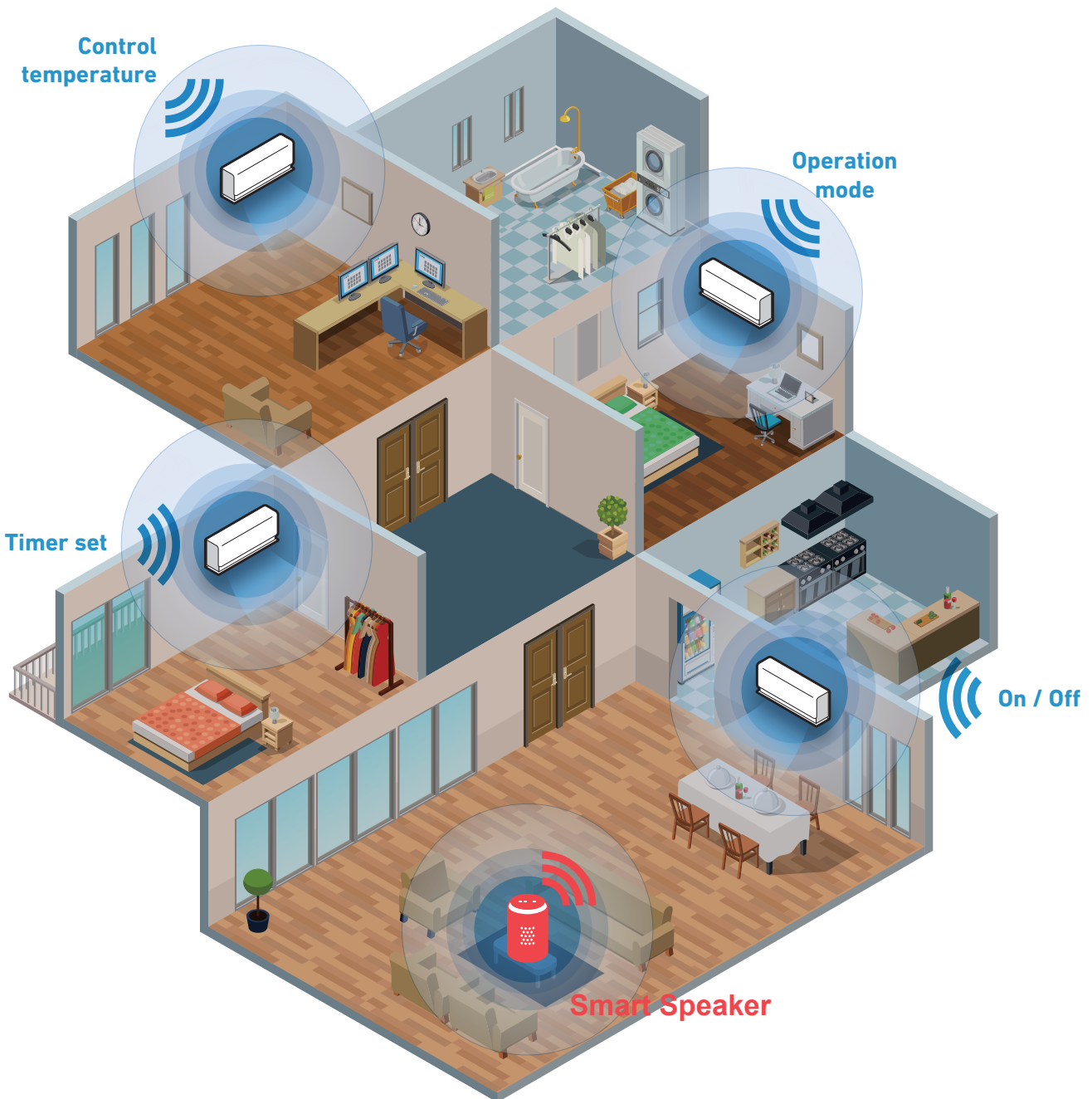
CONVENIENCE



Wireless Control System

Control your air-conditioner from anywhere, anytime

Turn it on while you're out, and arrive home to perfect comfort. Forgot to switch it off? No worries! Just tap your phone, and it's done. Whether you're at work, shopping, or exploring, your air-conditioner awaits your command.



WIRELESS CONTROL SYSTEM

Take control of your air-conditioner anytime, anywhere with the Smart M-Air app. Simply install it on your smartphone or tablet, and enjoy seamless remote operation.



Search for "Smart M-Air" from the Google Play™ store for Android™ and App Store for iPhone.



Please check the app stores for the latest supported OS version information

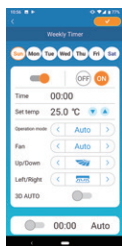


Functions

- 1 ON/OFF
- 2 Operation modes
- 3 Set point
- 4 Timers
- 5 Favourite setting

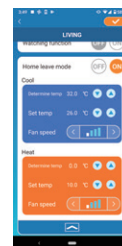
Notifications

- 1 Shut-off reminder alert
- 2 Hi temp / low temp alert
- 3 Home Leave Mode
- 4 Watching function



Weekly Timer

This function allows you to set up to six different configurations per day, including operation mode, temperature, airflow direction, and speed.




Home Leave Mode

When the room temperature falls below or rises above the Home Leave set temperature, the system kicks in to maintain a comfortable indoor environment.



Vacant Property Mode

When a property is vacant for a period of time, the temperature settings can be adjusted to maintain a pleasant atmosphere:
 - Cooling 31°C to 33°C
 - Heating 10°C to 17°C"



Electricity Bill Graph

Keep an eye on your energy usage and visualize your monthly electricity bill with our intuitive graphs. Stay in control and make informed decision.

Wireless LAN Built-in model



Applicable products

Built-in

- 1 SRK-ZSX -WF/-WFB/-WFT
- 2 SRK-ZR -WF
- 3 SRK-ZS -WF/-WFB/-WFT
- 4 SRK-ZTL -W

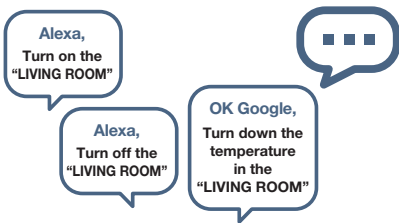
Optional

- 1 SRK-ZSX -W/-WB/-WT/-S
- 2 SRK-ZR -W/-S
- 3 SRK-ZS -W/-WB/-WT
- 4 SRK-ZS -S/-SB/-ST

Model :WF-RAC



* For the units that does not include wireless LAN the function could be used by adopting an option (WF-RAC)



Voice control function

Take charge of your MHI air-conditioners effortlessly! Use the Smart M-Air app and any compatible smart speaker to control your ambient temperature with just your voice.

Amazon Alexa™

Functions

- 1 Air-conditioner ON/OFF
- 2 Changing operating mode (auto/cool/heat)
- 3 Change set temperature
- 4 Checking operating condition of air-conditioners
- 5 Detect (*1*2*3) air-conditioner, etc.



Smart Speaker

Google Assistant™

Functions

- 1 Air-conditioner ON/OFF
- 2 Changing operating mode (auto/cool/heat/fan/dry)
- 3 Change set temperature
- 4 Checking operating condition of air-conditioner
- 5 Synchronize (*1*2*3) air-conditioner, etc.

Voice command example for Amazon Alexa™ *4

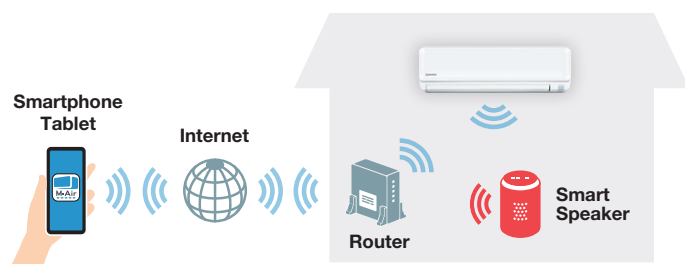
| Air-conditioner operation | Voice command example |
|---|---|
| Start operation (Stop) | Alexa, turn on the "LIVING ROOM" (turn off) |
| Turn on cooling (Turn on heating) | Alexa, set the "LIVING ROOM" to cool (to heat) |
| Increase the temperature by 1 degree Celsius (Lower) | Alexa, increase the temperature in the "LIVING ROOM" (lower) |
| Increase the temperature by 2 degrees Celsius (Lower) | Alexa, increase the temperature in the "LIVING ROOM" by 2 degrees (lower) |
| Set temperature to 24 degrees Celsius | Alexa, set the "LIVING ROOM" temperature to 24 degrees |
| Respond with the operating mode | Alexa, tell me the operating mode of the "LIVING ROOM" |

| Air-conditioner operation | Voice command example |
|-----------------------------------|---|
| Respond with the set temperature | Alexa, what degrees is the "LIVING ROOM" set to |
| Respond with the room temperature | Alexa, what is the "LIVING ROOM" temperature |
| Detect added air-conditioners | Alexa, detect device |

*1 Air-conditioners added or removed by the Smart M-Air smartphone application can now be used on smart speaker.
 *2 Support function may be expanded in the future. For the latest support, go to the Smart M-Air skill overview page in the smart speaker settings application.
 *3 An example of voice command is when you set the air-conditioner name to "LIVING ROOM" in the "Smart M-Air" smartphone application or the smart speaker setting application. Replace " " with the name of the air-conditioner you set.
 *4 For the voice command example for Google Assistant™ Please refer to our manuals.

- The voice control function is currently available exclusively in the UK, Ireland and Australia. For availability in other regions, please consult with your installer.
- For some models, the wireless control system may not be applicable.

System configuration



*SC-BIKN2-E cannot be used simultaneously for system configuration.

NOTE

App Store and iPhone are registered trademark of Apple Inc. Google Play and the Google Play logo are trademarks of Google LLC.

Amazon, Echo, and Alexa are trademarks of Amazon.com, Inc or its affiliates.

Google, Google Home, Android, Google Play, Google Assistant, and Google Nest are trademarks of Google LLC.

Other company and product names mentioned are trademarks or registered trademarks of their respective companies.

FUNCTIONS

Energy saving



Fuzzy Auto Mode

Using fuzzy logic algorithms, the unit determines the operating mode and temperature settings automatically and adjusts the inverter frequency.



Motion Sensor

This sensor detects human activity and shifts the temperature setting according to the amount of activity in the room.



Eco Operation

Room temperature and humidity are monitored to automatically control the operation. When paired with the motion sensor, the system enables an energy saving mode while maintaining comfort.



Auto Off

Stops the operation automatically when there is no activity detected in the room for a certain period.



Economy Mode

The unit will operate in energy saving mode in order to avoid excessive heating and cooling.

Air flow



Jet Air Technology

Air flow is regulated using the same blade technology as that in jet engines which produces a powerful yet efficient air flow.



3D Auto

This one touch program will activate the three independent motors to evenly distribute air flow and create optimum heating and cooling conditions.



Auto Flap Mode

Depending on the operating mode, the unit will automatically set the position of the flaps at the optimal angle.



Memory Louver

On the next start-up the louver returns to the same position that it was when the operation last stopped.



Vertical Auto Swing

Louvers swing up and down continuously and can be set at a fixed angle.



Horizontal Auto Swing

Louvers swing right and left continuously and can be set at a fixed angle.



Draft Prevention Setting

Provides a comfortable air flow without any draft feeling. Whether cooling or heating a room, the remote control can be used to instantly suppress any warm or cool drafts.

Clean Operation & Filter



Allergen Clear Operation

Suppress the influence of the allergens caught by the Allergen Clear Filter by controlling the temperature and humidity. Enzymes are used to suppress the influence of the allergens caught during everyday operation.



Self-Clean Operation

Self clean mode dries the indoor unit and filter, preventing the growth of mould. This runs for 2 hours after the unit has been switched off.



Allergen Clear Filter

The filter breaks down the pollen, lice, and all allergens that live on cat skins, etc. and deactivates them.



Photocatalytic Washable Deodorising Filter

This easy to clean filter that catches airborne allergens and particles before neutralising odour causing bacteria within them.



Removable Cover Panel

With an easy to remove front panel, cleaning and maintenance of the indoor unit is quicker and easier than ever.

Comfort



Dry Operation

During dry operation the unit will act as a dehumidifier to remove moisture from the air.



High Power Operation

Use the high power function to quickly reach your optimum temperature level when you first turn on the unit. This function will operate for a maximum of 15 minutes before returning to normal operation.



Silent Operation

This function allows you to program periods where the unit will operate with reduced noise levels and is ideal for temperature control during the night.



Night Setback

Designed for cold season, this ensures the room temperature is kept at around 10°C, even while unoccupied.



Fireplace Function

By continuing to operate the indoor fan when the room temperature is stabilized, the warm air accumulated in the ceiling is circulated to the room.

Timer



Weekly Timer

Set your unit to turn on and off automatically on a weekly basis to suit your usual room usage on each day.



24-hour On/Off Programmable Timer

By combining the ON and OFF timers, the system starts and stops at the specified times a day.



Sleep Timer

The room temperature is automatically controlled during the set sleep mode period, ensuring that room temperature will not get too cold or too hot.



On/Off Timer

This timer allows the unit to be set to turn ON or OFF automatically once within a 24 hour period.

Convenience



Comfort Start-up

With the ON-TIMER function, the unit will switch on earlier than the SET time, to ensure the optimum temperature is reached at the ON TIME.



Preset Operation

The desired preset operation mode can be enabled with a single touch of a button.



Child Lock

Lock the remote control to prevent child from tampering with the remote control.



LED Brightness Adjustment

The unit has an adjustable LED brightness display for minimal disturbance during night operation.



Positioning of Installation

This allows you to manually set the air flow direction when the unit is installed against a wall.



Wireless Control System

You can control the air-conditioner at home or on the go by installing Smart M-Air app on your smartphone or tablet.

Others



Microcomputer-Operated Defrosting

This mode is automatically activated during low ambient temperatures to prevent the frosting of the outdoor heat exchanger and maintains heating efficiency.



Self Diagnostics

The internal microcomputer automatically runs a diagnostic of the system in the event of a malfunction. This enables your authorised dealer to isolate and repair any issues.



Auto Restart Function

If there is a temporary loss of power, when power is restored, the unit will automatically restart in the same operating mode it was in.



Back-up Switch

If the remote control fails, the unit can be operated via an on/off switch on the indoor unit.

| | | ZSX | ZR | ZS | ZTL | ZSP | SRF | SRR | FDTC ^{*3} | SKM | FDJM ^{*3} | FDE ^{*3} |
|--------------------------|--|-----------------|-----------------|-----------------|-----------------|-----|-----|---------------------------|---------------------------|-------------|--------------------|-------------------|
| Energy saving | Fuzzy Auto Mode | ● | ● | ● | ● | ● | ● | ● | ● | ● | ● | ● |
| | Motion Sensor | ● | | | | | | ● ^{*4} option | | ● option | ● option | |
| | Eco Operation | ● | | | | | | ● ^{*4} option | | ● option | ● option | |
| | Auto Off | ● | | | | | | ● ^{*4} option | | ● option | ● option | |
| | Economy Mode | | ● | ● | ● | ● | ● | ● | | ● | | |
| Air flow | Jet Air Technology | ● | ● | ● | ● | ● | | | ● | | | |
| | 3D Auto | ● | ● | ● | ● | | | | | | | |
| | Auto Flap Mode | ● | ● | ● | ● | ● | ● | | ● | ● | | ● |
| | Memory Louver | ● | ● | ● | ● | ● | ● | | ● | ● | | ● |
| | Vertical Auto Swing | ● | ● | ● | ● | ● | ● | | ● | ● | | ● |
| | Horizontal Auto Swing | ● | ● | ● | ● | | | | | | | |
| | Draft Prevention Setting | | | | | | | | ● ^{*4} option | | | |
| Clean operation & Filter | Allergen Clear Operation ^{*1} | ● | ● | ● | ● | | | | | | | |
| | Self Clean Operation | ● | ● | ● | ● | ● | ● | | ● | | | |
| | Allergen Clear Filter | ● | ● | ● | ● | | ● | | | | | |
| | Photocatalytic Washable Deodorising Filter | ● | ● | ● | | | ● | | | | | |
| | Removable Cover Panel | ● | ● | ● | ● | ● | ● | | | | | |
| Comfort | Dry Operation | ● | ● | ● | ● | ● | ● | ● | ● | ● | ● | ● |
| | High Power Operation | ● | ● | ● | ● | ● | ● | ● | ● | ● | ● | ● |
| | Silent Operation ^{*2} | ● | ● | ● | ● | | ● | ● | | | | |
| | Night Setback | ● | ● | ● | ● | | ● | ● | | | | |
| | Fireplace Function | ● | | ● | ● | | | | | | | |
| Timer | Weekly Timer | ● | ● | ● | ● ^{*5} | | ● | ● | ● | | ● | ● |
| | 24-hour On/Off Programmable Timer | | | | ● | ● | | | | ● | | |
| | Sleep Timer | ● | ● | ● | ● | ● | ● | ● | ● | ● | ● | ● |
| | On/Off Timer | ● | ● | ● | ● | ● | ● | ● | ● | ● | ● | ● |
| Convenience | Comfort Start-up | ● | ● | ● | ● | ● | ● | ● | ● | ● | ● | ● |
| | Preset Operation | ● | | ● | ● | | ● | ● | | | | |
| | Child Lock | ● | ● | ● | ● | | ● | ● | | | | |
| | LED Brightness Adjustment | ● | | ● | ● | | | | | | | |
| | Positioning of Installation | ● | ● | ● | ● | | | | | | | |
| | Wireless Control System | ● ^{*6} | ● ^{*6} | ● ^{*6} | ● | | | | | | | |
| Others | Microcomputer-Operated Defrosting | ● | ● | ● | ● | ● | ● | ● | ● | ● | ● | ● |
| | Self-Diagnostic Function | ● | ● | ● | ● | ● | ● | ● | ● | ● | ● | ● |
| | Auto Restart Function | ● | ● | ● | ● | ● | ● | ● | ● | ● | ● | ● |
| | Back-up Switch | ● | ● | ● | ● | ● | ● | ● | | ● | | |

*1 In case of Multi-split system, is not available. *2 It can not be used for SCM40 • 45ZS-S, SCM100 • 125ZM-S. *3 When using wired remote control (RC-EX3D). *4 FDTC-VH only *5 For the ZTL series, the "Weekly Timer" function could only be used from the application Smart M-air. *6 -W, -S type would need an option to use the wireless function.



SINGLE-SPLIT WALL MOUNTED TYPE



SRK-ZSX-WF



SRK20,25,35,50,60ZSX-WF

Pure White(-WF)



BUILT IN WIRELESS LAN



Black & White(-WFB)



Titanium(-WFT)



Wireless remote control



SRC20,25,35ZSX-W, SRC50ZSX-W2, -W3, SRC60ZSX-W1, -W3

KEY FEATURES

The ZSX series, featuring an "Elegant Timeless Design," is ideal for small to medium-sized living spaces.

Key features include:

- High seasonal efficiency performance rated up to A+++ in cooling and heating
- Environmentally friendly with low Global Warming Potential (GWP) and high energy efficiency with refrigerant R32
- Quiet airflow and extended reach achieved through jet technology
- Available in three different colour choices for user preference
- Wireless interface control included for convenient operation

*SC-BIKN2-E cannot be used simultaneously with the Wireless LAN control system

SPECIFICATIONS

| Indoor unit | | | SRK20ZSX-WF,-WFB,-WFT | SRK25ZSX-WF,-WFB,-WFT | SRK35ZSX-WF,-WFB,-WFT | SRK50ZSX-WF,-WFB,-WFT | SRK60ZSX-WF,-WFB,-WFT | |
|---|---------|-------------------------|---|-----------------------|-----------------------|-----------------------|-----------------------|-------------|
| Outdoor unit | | | SRC20ZSX-W | SRC25ZSX-W | SRC35ZSX-W | SRC50ZSX-W2,-W3 | SRC60ZSX-W1,-W3 | |
| Power source | | | 1Phase, 220 - 240V, 50Hz | | | | | |
| Nominal cooling capacity (Min-Max) | | kW | 2.0 (0.9 - 3.4) | 2.5 (0.9 - 3.8) | 3.5 (0.9 - 4.5) | 5.0 (1.0 - 6.2) | 6.1 (1.0 - 6.9) | |
| Nominal heating capacity (Min-Max) | | kW | 2.7 (0.8 - 5.5) | 3.2 (0.8 - 6.0) | 4.3 (0.8 - 6.8) | 6.0 (0.8 - 8.2) | 6.8 (0.8 - 8.8) | |
| Power consumption | | Cooling/Heating | kW | 0.31 / 0.47 | 0.44 / 0.59 | 0.74 / 0.90 | 1.24 / 1.36 | 1.71 / 1.65 |
| EER/COP | | Cooling/Heating | | 6.45 / 5.74 | 5.68 / 5.42 | 4.73 / 4.78 | 4.03 / 4.41 | 3.57 / 4.12 |
| Max. running current | | A | 9 | 9 | 9 | 15 | 15 | |
| Sound power level | Indoor | Cooling/Heating | dB(A) | | | | | |
| | Outdoor | Cooling/Heating | dB(A) | | | | | |
| Sound pressure level | Indoor | Cooling (Hi/Me/Lo/Ulo) | dB(A) | | | | | |
| | | Heating (Hi/Me/Lo/Ulo) | dB(A) | | | | | |
| | Outdoor | Cooling/Heating | dB(A) | | | | | |
| | | Cooling/Heating | dB(A) | | | | | |
| Air flow | Indoor | Cooling (Hi/Me/Lo/Ulo) | m ³ /min | | | | | |
| | | Heating (Hi/Me/Lo/Ulo) | m ³ /min | | | | | |
| | Outdoor | Cooling/Heating | m ³ /min | | | | | |
| Exterior dimensions | Indoor | Height x Width x Depth | mm | | | | | |
| | Outdoor | Height x Width x Depth | mm | | | | | |
| Net weight | | Indoor / Outdoor | kg | | | | kg | |
| Refrigerant | | Type/GWP | R32 / 675 | | | | | |
| | | Charge | kg/TCO-Eq | | | | | |
| Refrigerant piping size | | Liquid/Gas | ø mm | | | | | |
| Refrigerant line (one way) length [chargeless length] | | m | m | | | | | |
| Vertical height differences | | Outdoor is higher/lower | m | | | | | |
| Outdoor operating temperature range | | Cooling | °CDB | | | | | |
| | | Heating | °CDB | | | | | |
| Clean filter | | | Allergen Clear Filter x1, Photocatalytic Washable Deodorising Filter x1 | | | | | |

• The data are measured under the following conditions(ISO-T1, H1). Cooling: Indoor temp. of 27°CDB, 19°CWB, and outdoor temp. of 35°CDB.

• Heating: Indoor temp. of 20°CDB, and outdoor temp. of 7°CDB, 6°CWB.

• Sound level indicates the value in an anechoic chamber. During operation these values are somewhat higher due to ambient conditions.

• 'tonne(s) of CO₂ equivalent' means a quantity of greenhouse gases- expressed as the product of the weight of the greenhouse gases in metric tonnes and of their global warming potential.



SINGLE-SPLIT WALL MOUNTED TYPE

Diamond Series

SRK-ZSX-W



SRK20,25,35,50,60ZSX-W



OPTIONAL



Wireless remote control



SRC20,25,35ZSX-W
SRC50ZSX-W2,-W3
SRC60ZSX-W1,-W3

KEY FEATURES

- High seasonal efficiency performance rated up to A+++ in cooling and heating
- Environmentally friendly with low Global Warming Potential (GWP) and high energy efficiency thanks to the R32 refrigerant
- Jet technology ensures quiet airflow and extended reach
- Allergen clear operation cleans the air using Mitsubishi Heavy Industries Thermal Systems' proprietary control scheme
- Optional wireless interface control for added convenience

SPECIFICATIONS

| Indoor unit | | | SRK20ZSX-W | SRK25ZSX-W | SRK35ZSX-W | SRK50ZSX-W | SRK60ZSX-W | |
|---|---------|-------------------------|---|-----------------|-------------------------|-----------------|-------------------------|--|
| Outdoor unit | | | SRC20ZSX-W | SRC25ZSX-W | SRC35ZSX-W | SRC50ZSX-W2,-W3 | SRC60ZSX-W1,-W3 | |
| Power source | | | 1Phase, 220 - 240V, 50Hz | | | | | |
| Nominal cooling capacity (Min-Max) | | kW | 2.0 (0.9 - 3.4) | 2.5 (0.9 - 3.8) | 3.5 (0.9 - 4.5) | 5.0 (1.0 - 6.2) | 6.1 (1.0 - 6.9) | |
| Nominal heating capacity (Min-Max) | | kW | 2.7 (0.8 - 5.5) | 3.2 (0.8 - 6.0) | 4.3 (0.8 - 6.8) | 6.0 (0.8 - 8.2) | 6.8 (0.8 - 8.8) | |
| Power consumption | | Cooling/Heating | kW | | kW | | kW | |
| EER/COP | | Cooling/Heating | 6.45 / 5.74 | | 5.68 / 5.42 | | 4.73 / 4.78 | |
| Max. running current | | A | 9 | | 15 | | 15 | |
| Sound power level | Indoor | Cooling/Heating | dB(A) | | dB(A) | | dB(A) | |
| | Outdoor | Cooling/Heating | 53 / 55 | | 55 / 56 | | 58 / 58 | |
| Sound pressure level | Indoor | Cooling (Hi/Me/Lo/Ulo) | 38 / 31 / 24 / 19 | | 39 / 33 / 25 / 19 | | 43 / 35 / 26 / 19 | |
| | | Heating (Hi/Me/Lo/Ulo) | 38 / 33 / 25 / 19 | | 40 / 34 / 27 / 19 | | 42 / 35 / 28 / 19 | |
| | Outdoor | Cooling/Heating | 43 / 45 | | 44 / 45 | | 48 / 47 | |
| | | Cooling/Heating | 11.3 / 9.1 / 6.0 / 5.0 | | 12.2 / 10.0 / 6.7 / 5.0 | | 13.1 / 10.8 / 7.3 / 5.0 | |
| Air flow | Indoor | Cooling (Hi/Me/Lo/Ulo) | 12.2 / 10.3 / 7.2 / 5.4 | | 12.8 / 11.0 / 7.8 / 5.4 | | 13.9 / 11.8 / 8.6 / 5.4 | |
| | Outdoor | Cooling/Heating | 31.0 / 31.0 | | 31.0 / 31.0 | | 36.0 / 31.0 | |
| Exterior dimensions | Indoor | Height x Width x Depth | mm | | 305 x 920 x 220 | | 640 x 800(+71) x 290 | |
| | Outdoor | Height x Width x Depth | mm | | 305 x 920 x 220 | | 640 x 800(+71) x 290 | |
| Net weight | | Indoor / Outdoor | kg | | 13.0 / 43.0 | | 13.0 / 45.0 | |
| Refrigerant | | Type/GWP | R32 / 675 | | R32 / 675 | | R32 / 675 | |
| Refrigerant piping size | | Charge | kg/TCO:Eq | | 1.20 / 0.810 | | 1.30 / 0.878 | |
| Refrigerant line (one way) length [chargeless length] | | Liquid/Gas | ø mm | | 6.35(1/4") / 9.52(3/8") | | 6.35(1/4") / 12.7(1/2") | |
| Vertical height differences | | Outdoor is higher/lower | m | | Max.25 [15] | | Max.30 [15] | |
| Outdoor operating temperature range | | Cooling | °CDB | | -15 to 46 | | -15 to 46 | |
| Clean filter | | Heating | °CDB | | -20 to 24 | | -20 to 24 | |
| Clean filter | | | Allergen Clear Filter x1, Photocatalytic Washable Deodorising Filter x1 | | | | | |

- The data are measured under the following conditions(ISO-T1, H1). Cooling: Indoor temp. of 27°CDB, 19°CWB, and outdoor temp. of 35°CDB.
- Heating: Indoor temp. of 20°CDB, and outdoor temp. of 7°CDB, 6°CWB.
- Sound level indicates the value in an anechoic chamber. During operation these values are somewhat higher due to ambient conditions.
- 'tonne(s) of CO₂ equivalent' means a quantity of greenhouse gases- expressed as the product of the weight of the greenhouse gases in metric tonnes and of their global warming potential.



SINGLE-SPLIT WALL MOUNTED TYPE



SRK-ZR-WF



SRK63,71,80,100ZR-WF



BUILT IN WIRELESS LAN



KEY FEATURES

The ZR series is the ideal solution for heating and cooling larger spaces in your home.

Key features include:

- Compact and lightweight design
- Environmentally friendly with low Global Warming Potential (GWP) and high energy efficiency thanks to the new R32 refrigerant
- Jet technology ensures quiet airflow and extended reach
- Allergen clear operation cleans the air using Mitsubishi Heavy Industries Thermal Systems' proprietary control scheme
- Wireless interface control included for added convenience

*SC-BIKN2-E cannot be used simultaneously with the Wireless LAN control system

SPECIFICATIONS

| Indoor unit | | | SRK63ZR-WF | SRK71ZR-WF | SRK80ZR-WF | SRK100ZR-WF |
|---|---------|---|---------------------------|---------------------------|---------------------------|---------------------------|
| Outdoor unit | | | SRC63ZR-W | SRC71ZR-W | SRC80ZR-W | FDC100VNP-W |
| Power source | | | 1 Phase, 220 - 240V, 50Hz | | | |
| Nominal cooling capacity (Min-Max) | | kW | 6.3 (1.2 - 7.4) | 7.1 (2.3 - 9.7) | 8.0 (2.3 - 9.7) | 9.6 (2.1 - 9.6) |
| Nominal heating capacity (Min-Max) | | kW | 7.1 (0.8 - 9.3) | 8.0 (2.0 - 10.8) | 9.0 (2.1 - 11.2) | 10.0 (1.7 - 10.4) |
| Power consumption | | Cooling/Heating | 1.63 / 1.64 | 1.93 / 1.95 | 2.09 / 2.27 | 3.10 / 2.80 |
| EER/COP | | Cooling/Heating | 3.87 / 4.33 | 3.68 / 4.10 | 3.83 / 3.96 | 3.10 / 3.57 |
| Max. running current | | A | 14.5 | 17 | 17 | 19 |
| Sound power level | Indoor | Cooling/Heating | 56 / 58 | 57 / 60 | 60 / 62 | 63 / 63 |
| | Outdoor | Cooling/Heating | 64 / 65 | 63 / 63 | 67 / 67 | 68 / 67 |
| Sound pressure level | Indoor | Cooling (Hi/Me/Lo/Ulo) | 44 / 39 / 35 / 25 | 44 / 41 / 37 / 25 | 47 / 44 / 39 / 26 | 48 / 45 / 40 / 27 |
| | | Heating (Hi/Me/Lo/Ulo) | 44 / 38 / 34 / 28 | 46 / 39 / 35 / 28 | 47 / 41 / 36 / 29 | 48 / 43 / 38 / 30 |
| | Outdoor | Cooling/Heating | 54 / 54 | 53 / 51 | 56 / 55 | 56 / 54 |
| Air flow | Indoor | Cooling (Hi/Me/Lo/Ulo) | 20.5 / 18.1 / 15.7 / 10.4 | 20.5 / 18.6 / 16.2 / 10.4 | 23.5 / 20.2 / 17.5 / 10.4 | 24.5 / 21.3 / 17.6 / 10.4 |
| | | Heating (Hi/Me/Lo/Ulo) | 22.5 / 19.0 / 16.5 / 13.1 | 25.0 / 19.8 / 17.3 / 13.3 | 26.5 / 21.3 / 18.4 / 13.5 | 27.5 / 23.2 / 19.1 / 13.6 |
| | Outdoor | Cooling/Heating | 41.5 / 41.5 | 55 / 43.5 | 63 / 49.5 | 63 / 55 |
| Exterior dimensions | Indoor | Height x Width x Depth | mm | 339 x 1197 x 262 | | |
| | Outdoor | | | 640 x 800(+71) x 290 | 750 x 880(+88) x 340 | |
| Net weight | | Indoor / Outdoor | kg | 15.5 / 45.0 | 15.5 / 56.0 | 16.5 / 57.0 |
| Refrigerant | | Type/GWP | R32 / 675 | | | |
| | | Charge | kg/TCO.Eq | 1.25 / 0.844 | 1.5 / 1.013 | 1.6 / 1.080 |
| Refrigerant piping size | | Liquid/Gas | ø mm | 6.35(1/4") / 12.7(1/2") | | |
| Refrigerant line (one way) length [chargeless length] | | m | Max.30 [15] | | | |
| Vertical height differences | | Outdoor is higher/lower | m | Max.20 / Max.20 | | |
| Outdoor operating temperature range | | Cooling | °CDB | -15 to 46 | | |
| | | Heating | | -15 to 24 | | |
| Clean filter | | Allergen Clear Filter x1, Photocatalytic Washable Deodorising Filter x1 | | | | |

• The data are measured under the following conditions(ISO-T1, H1). Cooling: Indoor temp. of 27°CDB, 19°CWB, and outdoor temp. of 35°CDB. Heating: Indoor temp. of 20°CDB, and outdoor temp. of 7°CDB, 6°CWB.

• Sound level indicates the value in an anechoic chamber. During operation these values are somewhat higher due to ambient conditions.

• 'tonne(s) of CO₂ equivalent' means a quantity of greenhouse gases- expressed as the product of the weight of the greenhouse gases in metric tonnes and of their global warming potential.



SINGLE-SPLIT WALL MOUNTED TYPE

Diamond Series

SRK-ZR-W



SRK63,71,80,100ZR-W



OPTIONAL



Wireless remote control



SRC63ZR-W



SRC71,80ZR-W,FDC100VNP-W

KEY FEATURES

- Compact and light weighted. The 10.0kW outdoor unit is now 57kg and is 20% lighter than the previous model
- Low Global Warming Potential (GWP) and High energy efficiency by new refrigerant R32
- Quiet Air Flow & Long Reach is achieved by jet technology
- Allergen clear operation cleans air, using a control scheme owned only by Mitsubishi Heavy Industries Thermal Systems
- Wireless interface control (optional)

SPECIFICATIONS

| Indoor unit | | | SRK63ZR-W | SRK71ZR-W | SRK80ZR-W | SRK100ZR-W |
|---|---------|---|---|--|---------------------------|---------------------------|
| Outdoor unit | | | SRC63ZR-W | SRC71ZR-W | SRC80ZR-W | FDC100VNP-W |
| Power source | | | 1 Phase, 220 - 240V, 50Hz | | | |
| Nominal cooling capacity (Min-Max) | | kW | 6.3 (1.2 - 7.4) | 7.1 (2.3 - 7.8) | 8.0 (2.3 - 9.7) | 9.6 (2.1 - 9.6) |
| Nominal heating capacity (Min-Max) | | kW | 7.1 (0.8 - 9.3) | 8.0 (2.0 - 10.8) | 9.0 (2.1 - 11.2) | 10.0 (1.7 - 10.4) |
| Power consumption | | kW | 1.63 / 1.64 | 1.93 / 1.95 | 2.09 / 2.27 | 3.10 / 2.80 |
| EER/COP | | Cooling/Heating | 3.87 / 4.33 | 3.68 / 4.10 | 3.83 / 3.96 | 3.10 / 3.57 |
| Max. running current | | A | 14.5 | 17 | 17 | 19 |
| Sound power level | Indoor | Cooling/Heating | 56 / 58 | 57 / 60 | 60 / 62 | 63 / 63 |
| | Outdoor | Cooling/Heating | 64 / 65 | 63 / 63 | 67 / 67 | 68 / 67 |
| Sound pressure level | Indoor | Cooling (Hi/Me/Lo/Ulo) | 44 / 39 / 35 / 25 | 44 / 41 / 37 / 25 | 47 / 44 / 39 / 26 | 48 / 45 / 40 / 27 |
| | | Heating (Hi/Me/Lo/Ulo) | 44 / 38 / 34 / 28 | 46 / 39 / 35 / 28 | 47 / 41 / 36 / 29 | 48 / 43 / 38 / 30 |
| | Outdoor | Cooling/Heating | 54 / 54 | 53 / 51 | 56 / 55 | 56 / 54 |
| Air flow | Indoor | Cooling (Hi/Me/Lo/Ulo) | 20.5 / 18.1 / 15.7 / 10.4 | 20.5 / 18.6 / 16.2 / 10.4 | 23.5 / 20.2 / 17.5 / 10.4 | 24.5 / 21.3 / 17.6 / 10.4 |
| | | Heating (Hi/Me/Lo/Ulo) | 22.5 / 19.0 / 16.5 / 13.1 | 25.0 / 19.8 / 17.3 / 13.3 | 26.5 / 21.3 / 18.4 / 13.5 | 27.5 / 23.2 / 19.1 / 13.6 |
| | Outdoor | Cooling/Heating | 41.5 / 41.5 | 55 / 43.5 | 63 / 49.5 | 63 / 55 |
| Exterior dimensions | Indoor | Height x Width x Depth | 339 x 1197 x 262 | | | |
| | Outdoor | Height x Width x Depth | 640 x 800(+71) x 290 / 750 x 880(+88) x 340 | | | |
| Net weight | | Indoor / Outdoor | kg | 15.5 / 45.0 | 15.5 / 56.0 | 16.5 / 57.0 |
| Refrigerant | | Type/GWP | R32 / 675 | | | |
| | | Charge | kg/TCO:Eq | 1.25 / 0.844 | 1.5 / 1.013 | 1.6 / 1.080 |
| Refrigerant piping size | | Liquid/Gas | ø mm | 6.35(1/4") / 12.7(1/2") / 6.35(1/4") / 15.88(5/8") | | |
| Refrigerant line (one way) length [chargeless length] | | m | Max.30 [15] | | | |
| Vertical height differences | | Outdoor is higher/lower | m | Max.20 / Max.20 | | |
| Outdoor operating temperature range | | Cooling | °CDB | -15 to 46 | | |
| | | Heating | °CDB | -15 to 24 | | |
| Clean filter | | Allergen Clear Filter x1, Photocatalytic Washable Deodorising Filter x1 | | | | |

• The data are measured under the following conditions (ISO-T1, H1). Cooling: Indoor temp. of 27°CDB, 19°CWB, and outdoor temp. of 35°CDB. Heating: Indoor temp. of 20°CDB, and outdoor temp. of 7°CDB, 6°CWB.

• Sound level indicates the value in an anechoic chamber. During operation these values are somewhat higher due to ambient conditions.

• 'tonne(s) of CO₂ equivalent' means a quantity of greenhouse gases- expressed as the product of the weight of the greenhouse gases in metric tonnes and of their global warming potential.



SINGLE-SPLIT WALL MOUNTED TYPE

Premium Series

SRK-ZS-WF



SRK20,25,35,50ZS-WF

Pure White(-WF)



BUILT IN WIRELESS LAN



Black & White(-WFB)



Titanium(-WFT)



Wireless remote control



SRC20,25,35ZS-W2



SRC50ZS-W

KEY FEATURES

The ZS series offers a range of features perfect for small to medium-sized living spaces:

- Elegant, timeless design, ideal for small to medium-sized living spaces
- Available in three different colour choices for user preference
- Environmentally friendly with low Global Warming Potential (GWP) and high energy efficiency thanks to the new R32 refrigerant
- Jet technology ensures quiet air flow and extended reach
- Wireless interface control included for convenient operation

*SC-BIKN2-E cannot be used simultaneously with the Wireless LAN control system

SPECIFICATIONS

| Indoor unit | | | SRK20ZS-WF,-WFB,-WFT | SRK25ZS-WF,-WFB,-WFT | SRK35ZS-WF,-WFB,-WFT | SRK50ZS-WF,-WFB,-WFT |
|---|---------|-------------------------|---|------------------------|-------------------------|-------------------------|
| Outdoor unit | | | SRC20ZS-W | SRC25ZS-W2 | SRC35ZS-W2 | SRC50ZS-W |
| Power source | | | 1 Phase, 220 - 240V, 50Hz | | | |
| Nominal cooling capacity (Min-Max) | | kW | 2.0 (0.9 - 2.9) | 2.5 (0.9 - 3.1) | 3.5 (0.9 - 4.0) | 5.0 (1.3 - 5.5) |
| Nominal heating capacity (Min-Max) | | kW | 2.7 (0.9 - 4.3) | 3.2 (0.9 - 4.5) | 4.0 (0.9 - 5.0) | 5.8 (1.3 - 6.6) |
| Power consumption | | kW | Cooling/Heating | | Cooling/Heating | |
| EER/COP | | | 0.44 / 0.59 | 0.62 / 0.74 | 0.89 / 0.94 | 1.35 / 1.56 |
| | | | 4.55 / 4.58 | 4.03 / 4.32 | 3.93 / 4.26 | 3.70 / 3.72 |
| Max. running current | | A | 9 | 9 | 9 | 14.5 |
| Sound power level | Indoor | Cooling/Heating | dB(A) | | dB(A) | |
| | Outdoor | | 48 / 50 | 50 / 53 | 54 / 56 | 59 / 60 |
| Sound pressure level | Indoor | Cooling (Hi/Me/Lo/Ulo) | dB(A) | | dB(A) | |
| | | | 34 / 25 / 22 / 19 | 36 / 28 / 23 / 19 | 40 / 30 / 26 / 19 | 46 / 36 / 29 / 22 |
| | Outdoor | Cooling/Heating | dB(A) | | dB(A) | |
| | | | 36 / 29 / 23 / 19 | 39 / 30 / 24 / 19 | 41 / 36 / 25 / 19 | 46 / 37 / 31 / 24 |
| | | | 45 / 45 | 46 / 46 | 50 / 48 | 51 / 52 |
| Air flow | Indoor | Cooling (Hi/Me/Lo/Ulo) | m ³ /min | | m ³ /min | |
| | | | 9.3 / 7.0 / 5.9 / 5.0 | 9.9 / 8.0 / 5.9 / 5.0 | 11.3 / 8.7 / 7.0 / 5.0 | 12.1 / 9.9 / 7.4 / 5.9 |
| | Outdoor | Heating (Hi/Me/Lo/Ulo) | 10.0 / 8.5 / 6.5 / 5.9 | 11.3 / 8.7 / 6.7 / 5.9 | 12.3 / 11.0 / 7.0 / 5.6 | 13.9 / 11.2 / 9.1 / 7.4 |
| | | | 27.4 / 23.6 | 27.4 / 23.6 | 31.5 / 27.8 | 32.8 / 32.8 |
| Exterior dimensions | Indoor | Height x Width x Depth | mm | | | |
| | Outdoor | | 290 x 870 x 230 | | | |
| Net weight | | Indoor / Outdoor | kg | | kg | |
| | | | 9.5 / 31.0 | | 9.5 / 34.5 | |
| Refrigerant | | Type/GWP | R32 / 675 | | | |
| | | Charge | kg/TCO-Eq | | kg/TCO-Eq | |
| | | | 0.62 / 0.419 | | 0.78 / 0.527 | |
| Refrigerant piping size | | Liquid/Gas | ø mm | | | |
| | | | 6.35(1/4") / 9.52(3/8") | | | |
| Refrigerant line (one way) length [chargeless length] | | m | m | | | |
| | | | Max.20 [15] | | | |
| Vertical height differences | | Outdoor is higher/lower | m | | | |
| | | | Max.10 / Max.10 | | | |
| Outdoor operating temperature range | | Cooling | °CDB | | | |
| | | Heating | -15 to 46 | | | |
| | | | -15 to 24 | | | |
| Clean filter | | | Allergen Clear Filter x1, Photocatalytic Washable Deodorising Filter x1 | | | |

• The data are measured under the following conditions(ISO-T1, H1). Cooling: Indoor temp. of 27°CDB, 19°CWB, and outdoor temp. of 35°CDB. Heating: Indoor temp. of 20°CDB, and outdoor temp. of 7°CDB, 6°CWB.

• Sound level indicates the value in an anechoic chamber. During operation these values are somewhat higher due to ambient conditions.

• 'tonne(s) of CO₂ equivalent' means a quantity of greenhouse gases- expressed as the product of the weight of the greenhouse gases in metric tonnes and of their global warming potential.



SINGLE-SPLIT WALL MOUNTED TYPE

Premium Series

SRK-ZS-W



SRK20,25,35,50ZS-W



OPTIONAL



Wireless remote control



SRC20,25,35ZS-W2



SRC50ZS-W

KEY FEATURES

- Designed with an elegant and timeless aesthetic, perfect for small to medium-sized living spaces
- Utilizes refrigerant R32 for high energy efficiency and low Global Warming Potential (GWP)
- Features quiet air flow and extended reach thanks to advanced jet technology
- Includes allergen-clear operation, utilizing a proprietary control scheme exclusive to Mitsubishi Heavy Industries Thermal Systems
- Optional wireless interface control for added convenience

SPECIFICATIONS

| Indoor unit | | | SRK20ZS-W | SRK25ZS-W | SRK35ZS-W | SRK50ZS-W |
|---|---------|-------------------------|---|------------------------|-------------------------|-------------------------------------|
| Outdoor unit | | | SRC20ZS-W | SRC25ZS-W2 | SRC35ZS-W2 | SRC50ZS-W |
| Power source | | | 1 Phase, 220 - 240V, 50Hz | | | |
| Nominal cooling capacity (Min-Max) | | kW | 2.0 (0.9 - 2.9) | 2.5 (0.9 - 3.1) | 3.5 (0.9 - 4.0) | 5.0 (1.3 - 5.5) |
| Nominal heating capacity (Min-Max) | | kW | 2.7 (0.9 - 4.3) | 3.2 (0.9 - 4.5) | 4.0 (0.9 - 5.0) | 5.8 (1.3 - 6.6) |
| Power consumption | | kW | 0.44 / 0.59 | 0.62 / 0.74 | 0.89 / 0.94 | 1.35 / 1.56 |
| EER/COP | | Cooling/Heating | 4.55 / 4.58 | 4.03 / 4.32 | 3.93 / 4.26 | 3.70 / 3.72 |
| Max. running current | | A | 9 | 9 | 9 | 14.5 |
| Sound power level | Indoor | Cooling/Heating | 48 / 50 | 50 / 53 | 54 / 56 | 59 / 60 |
| | Outdoor | Cooling/Heating | 56 / 56 | 56 / 58 | 61 / 61 | 61 / 63 |
| Sound pressure level | Indoor | Cooling (Hi/Me/Lo/Ulo) | 34 / 25 / 22 / 19 | 36 / 28 / 23 / 19 | 40 / 30 / 26 / 19 | 46 / 36 / 29 / 22 |
| | | Heating (Hi/Me/Lo/Ulo) | 36 / 29 / 23 / 19 | 39 / 30 / 24 / 19 | 41 / 36 / 25 / 19 | 46 / 37 / 31 / 24 |
| | Outdoor | Cooling/Heating | 45 / 45 | 46 / 46 | 50 / 48 | 51 / 52 |
| Air flow | Indoor | Cooling (Hi/Me/Lo/Ulo) | 9.3 / 7.0 / 5.9 / 5.0 | 9.9 / 8.0 / 5.9 / 5.0 | 11.3 / 8.7 / 7.0 / 5.0 | 12.1 / 9.9 / 7.4 / 5.9 |
| | | Heating (Hi/Me/Lo/Ulo) | 10.0 / 8.5 / 6.5 / 5.9 | 11.3 / 8.7 / 6.7 / 5.9 | 12.3 / 11.0 / 7.0 / 5.6 | 13.9 / 11.2 / 9.1 / 7.4 |
| | Outdoor | Cooling/Heating | 27.4 / 23.6 | 27.4 / 23.6 | 31.5 / 27.8 | 32.8 / 32.8 |
| Exterior dimensions | Indoor | Height x Width x Depth | 290 x 870 x 230 | | | |
| | Outdoor | Height x Width x Depth | 540 x 780(+62) x 290 | | | |
| Net weight | | Indoor / Outdoor | 9.5 / 31.0 | | 9.5 / 34.5 | 595 x 780(+62) x 290 10.0 / 36.0 |
| Refrigerant | | Type/GWP | R32 / 675 | | | |
| | | Charge | 0.62 / 0.419 | | 0.78 / 0.527 | 1.05 / 0.709 |
| Refrigerant piping size | | Liquid/Gas | 6.35(1/4") / 9.52(3/8") | | | |
| Refrigerant line (one way) length [chargeless length] | | m | Max.20 [15] | | Max.25 [15] | |
| Vertical height differences | | Outdoor is higher/lower | Max.10 / Max.10 | | Max.15 / Max.15 | |
| Outdoor operating temperature range | | Cooling | -15 to 46 | | | |
| | | Heating | -15 to 24 | | | |
| Clean filter | | | Allergen Clear Filter x1, Photocatalytic Washable Deodorising Filter x1 | | | |

- The data are measured under the following conditions(ISO-T1, H1). Cooling: Indoor temp. of 27°CDB, 19°CWB, and outdoor temp. of 35°CDB. Heating: Indoor temp. of 20°CDB, and outdoor temp. of 7°CDB, 6°CWB.
- Sound level indicates the value in an anechoic chamber. During operation these values are somewhat higher due to ambient conditions.
- 'tonne(s) of CO₂ equivalent' means a quantity of greenhouse gases- expressed as the product of the weight of the greenhouse gases in metric tonnes and of their global warming potential.



SINGLE-SPLIT WALL MOUNTED TYPE



SRK-ZTL-W



SRK15,20,25,35,50ZTL-W



BUILT IN WIRELESS LAN



SRK63,71ZTL-W



Wireless remote control



SRC15,20,25,35ZTL-W



SRC50ZTL-W



SRC63,71ZTL-W

SPECIFICATIONS

| Indoor unit | | | SRK15ZTL-W | SRK20ZTL-W | SRK25ZTL-W | SRK35ZTL-W | |
|---|---------|-------------------------|---|------------------------|-----------------------|-----------------------|------------------------|
| Outdoor unit | | | SRC15ZTL-W | SRC20ZTL-W | SRC25ZTL-W | SRC35ZTL-W | |
| Power source | | | 1 Phase, 220 - 240V, 50Hz | | | | |
| Nominal cooling capacity (Min-Max) | | kW | 1.5 (0.7 - 2.5) | 2.0 (0.7 - 2.8) | 2.5 (0.8 - 3.2) | 3.5 (0.8 - 3.7) | |
| Nominal heating capacity (Min-Max) | | kW | 2.0 (0.9 - 4.1) | 2.7 (0.9 - 4.2) | 3.0 (1.0 - 4.8) | 3.8 (1.0 - 4.9) | |
| Power consumption | | Cooling/Heating | kW | 0.35 / 0.42 | 0.51 / 0.64 | 0.58 / 0.66 | 1.05 / 0.90 |
| EER/COP | | Cooling/Heating | | 4.29 / 4.76 | 3.92 / 4.22 | 4.31 / 4.55 | 3.33 / 4.22 |
| Max. running current | | A | 9.0 | 9.0 | 9.0 | 9.0 | |
| Sound power level | Indoor | Cooling/Heating | 51 / 53 | 52 / 54 | 55 / 55 | 56 / 57 | |
| | Outdoor | Cooling/Heating | 56 / 57 | 57 / 57 | 58 / 59 | 61 / 62 | |
| Sound pressure level | Indoor | Cooling (Hi/Me/Lo/Ulo) | 36 / 30 / 23 / 19 | 37 / 31 / 23 / 19 | 41 / 36 / 26 / 22 | 42 / 37 / 27 / 22 | |
| | | Heating (Hi/Me/Lo/Ulo) | 38 / 32 / 24 / 19 | 39 / 34 / 25 / 19 | 41 / 36 / 29 / 22 | 43 / 37 / 31 / 22 | |
| | Outdoor | Cooling/Heating | 43 / 44 | 45 / 46 | 47 / 46 | 50 / 50 | |
| | | Air flow | Indoor | Cooling (Hi/Me/Lo/Ulo) | 9.5 / 7.5 / 4.9 / 3.8 | 9.9 / 7.8 / 4.9 / 3.8 | 10.0 / 8.0 / 5.3 / 4.4 |
| Exterior dimensions | Indoor | Height x Width x Depth | 294 x 798 x 210 | | | | |
| | Outdoor | Height x Width x Depth | 540 x 645 (+57) x 275 | | | | |
| Net weight | | Indoor / Outdoor | 8.5 / 22.0 | | 9.0 / 24.0 | | |
| Refrigerant | | Type/GWP | R32 / 675 | | | | |
| | | Charge | 0.43 / 0.29 | | 0.59 / 0.40 | | |
| Refrigerant piping size | | Liquid/Gas | 6.35 (1/4") / 9.52 (3/8") | | | | |
| Refrigerant line (one way) length [chargeless length] | | m | Max.20 [10] | | | | |
| Vertical height differences | | Outdoor is higher/lower | Max.15 / Max.15 | | | | |
| Outdoor operating temperature range | | Cooling | -15 to 46 | | | | |
| | | Heating | -15 to 24 | | | | |
| Clean filter | | | Allergen Clear Filter x1, Photocatalytic Washable Deodorising Filter x1(option) | | | | |

- The data are measured under the following conditions(ISO-T1, H1). Cooling: Indoor temp. of 27°CDB, 19°CWB, and outdoor temp. of 35°CDB. Heating: Indoor temp. of 20°CDB, and outdoor temp. of 7°CDB, 6°CWB.
- Sound level indicates the value in an anechoic chamber. During operation these values are somewhat higher due to ambient conditions.
- 'tonne(s) of CO₂ equivalent' means a quantity of greenhouse gases- expressed as the product of the weight of the greenhouse gases in metric tonnes and of their global warming potential.



Elegant timeless design

- Designed with simplicity and elegance by an Italian design firm
- Intake is discreetly concealed when the unit is mounted
- Compact in size, offering a smaller footprint compared to the ZR-ZS series



Remote control

- Features a simple design for effortless usability
- Temperature control in precise 0.5°C increments
- Enhanced visibility with back-light for easy reading



KEY FEATURES

- Elegant timeless design with compact dimensions
- Available in small capacities down to 1.5 kW, ideal for fitting into small or well-insulated rooms
- Wireless Control System is included
- *SC-BIKN2-E cannot be used simultaneously with the Wireless LAN control system
- Remote control features a simple design for ease of use
- Offers 2 levels of silent modes to minimize outdoor unit noise
- Provides the longest pipe length and highest differential height for installation flexibility
- Lightweight outdoor unit ensures easy installation

SPECIFICATIONS

| Indoor unit | | | SRK50ZTL-W | SRK63ZTL-W | SRK71ZTL-W |
|---|---------|---|---------------------------|---------------------------|---------------------------|
| Outdoor unit | | | SRC50ZTL-W | SRC63ZTL-W | SRC71ZTL-W |
| Power source | | | 1 Phase, 220 - 240V, 50Hz | | |
| Nominal cooling capacity (Min-Max) | | kW | 5.0 (1.3 - 5.3) | 6.3 (1.2 - 7.1) | 7.1 (1.2 - 7.3) |
| Nominal heating capacity (Min-Max) | | kW | 5.8 (1.3 - 6.3) | 7.1 (1.0 - 8.5) | 8.0 (1.1 - 9.1) |
| Power consumption | | kW | 1.59 / 1.62 | 1.84 / 2.01 | 2.45 / 2.37 |
| EER/COP | | Cooling/Heating | 3.14 / 3.58 | 3.42 / 3.53 | 2.90 / 3.38 |
| Max. running current | | A | 14.5 | 17.0 | 17.0 |
| Sound power level | Indoor | Cooling/Heating | 60 / 60 | 60 / 61 | 61 / 62 |
| | Outdoor | Cooling/Heating | 64 / 65 | 64 / 66 | 66 / 66 |
| Sound pressure level | Indoor | Cooling (Hi/Me/Lo/Ulo) | 47 / 40 / 32 / 25 | 46 / 43 / 38 / 30 | 48 / 44 / 39 / 31 |
| | | Heating (Hi/Me/Lo/Ulo) | 47 / 40 / 33 / 25 | 47 / 43 / 39 / 32 | 47 / 44 / 40 / 33 |
| | Outdoor | Cooling/Heating | 52 / 53 | 52 / 54 | 53 / 54 |
| Air flow | Indoor | Cooling (Hi/Me/Lo/Ulo) | 12.5 / 10.4 / 7.2 / 5.4 | 17.0 / 14.7 / 12.1 / 9.4 | 17.5 / 15.2 / 12.6 / 9.4 |
| | | Heating (Hi/Me/Lo/Ulo) | 12.6 / 11.5 / 8.9 / 6.4 | 18.4 / 17.2 / 14.1 / 11.6 | 18.9 / 17.7 / 14.6 / 11.6 |
| | Outdoor | Cooling/Heating | 35.6 / 33.8 | 43.0 / 40.9 | 43.0 / 40.9 |
| Exterior dimensions | Indoor | Height x Width x Depth | 294 x 798 x 210 | 294 x 998 x 230 | |
| | Outdoor | | 595 x 780(+62) x 290 | 640 x 800 (+71) x 290 | |
| Net weight | | Indoor / Outdoor | kg | 9.5 / 33.0 | 12.0 / 42.5 |
| Refrigerant | | Type/GWP | R32 / 675 | | |
| | | Charge | kg/CO ₂ Eq | 1.20 / 0.81 | |
| Refrigerant piping size | | Liquid/Gas | ø mm | 6.35 (1/4") / 12.7 (1/2") | |
| Refrigerant line (one way) length [chargeless length] | | m | Max.25 [15] / Max.30 [15] | | |
| Vertical height differences | | Outdoor is higher/lower | m | Max.20 / Max.20 | |
| Outdoor operating temperature range | | Cooling | -15 to 46 | | |
| | | Heating | -15 to 24 | | |
| Clean filter | | Allergen Clear Filter x1, Photocatalytic Washable Deodorising Filter x1(option) | | | |

- The data are measured under the following conditions(ISO-T1, H1). Cooling: Indoor temp. of 27°CDB, 19°CWB, and outdoor temp. of 35°CDB. Heating: Indoor temp. of 20°CDB, and outdoor temp. of 7°CDB, 6°CWB.
- Sound level indicates the value in an anechoic chamber. During operation these values are somewhat higher due to ambient conditions.
- 'tonne(s) of CO₂ equivalent' means a quantity of greenhouse gases- expressed as the product of the weight of the greenhouse gases in metric tonnes and of their global warming potential.



SINGLE-SPLIT WALL MOUNTED TYPE



SRK-ZSP-W1

New!



SRK25,35,45,50ZSP-W1



Wireless remote control



SRC25,35ZSP-W1



SRC45,50ZSP-W1

KEY FEATURES

The ZSP series features a compact design that is ideal for small spaces such as spare bedrooms and home offices:

- Energy class improvement. All class A⁺⁺
- Energy class improvement with all units rated A⁺⁺
- Utilizes refrigerant R32 for low Global Warming Potential (GWP) and high energy efficiency
- The compact and lightweight outdoor unit design provides excellent installation flexibility
- Includes self-cleaning operation to maintain clean room air

SPECIFICATIONS

| Indoor unit | | | SRK25ZSP-W1 | SRK35ZSP-W1 | SRK45ZSP-W1 | SRK50ZSP-W1 | |
|---|---------|-------------------------|---------------------------|-----------------------|-------------------------|------------------|---------------|
| Outdoor unit | | | SRC25ZSP-W1 | SRC35ZSP-W1 | SRC45ZSP-W1 | SRC50ZSP-W1 | |
| Power source | | | 1 Phase, 220 - 240V, 50Hz | | | | |
| Nominal cooling capacity (Min-Max) | | kW | 2.5 (0.8 - 3.2) | 3.2 (0.9 - 3.7) | 4.5 (1.3 - 4.8) | 5.0 (1.3 - 5.2) | |
| Nominal heating capacity (Min-Max) | | kW | 2.8 (0.8 - 4.1) | 3.6 (0.9 - 4.6) | 5.0 (1.2 - 5.8) | 5.6 (1.2 - 5.8) | |
| Power consumption | | Cooling/Heating | kW | 0.710 / 0.690 | 0.910 / 0.930 | 1.390 / 1.360 | 1.740 / 1.660 |
| EER/COP | | Cooling/Heating | | 3.52/4.05 | 3.52 / 3.87 | 3.23 / 3.68 | 2.87 / 3.37 |
| Max. running current | | A | 9 | 9 | 14.5 | 14.5 | |
| Sound power level | Indoor | Cooling/Heating | 57 / 56 | 57 / 57 | 57 / 62 | 59 / 62 | |
| | Outdoor | Cooling/Heating | 57 / 57 | 59 / 60 | 64 / 62 | 65 / 65 | |
| Sound pressure level | Indoor | Cooling (Hi/Me/Lo) | 44 / 33 / 21 | 44 / 35 / 22 | 44 / 37 / 22 | 46 / 37 / 22 | |
| | | Heating (Hi/Me/Lo) | 42 / 33 / 25 | 44 / 35 / 27 | 48 / 40 / 28 | 48 / 40 / 28 | |
| | Outdoor | Cooling/Heating | 47 / 45 | 47 / 47 | 51 / 51 | 52 / 52 | |
| Air flow | Indoor | Cooling (Hi/Me/Lo) | 10.0 / 7.6 / 4.3 | 10.4 / 7.2 / 4.3 | 9.7 / 7.8 / 3.7 | 10.5 / 7.8 / 3.7 | |
| | | Heating (Hi/Me/Lo) | 9.6 / 7.6 / 5.3 | 9.9 / 7.2 / 5.5 | 12.0 / 8.8 / 5.4 | 12.0 / 8.8 / 5.4 | |
| | Outdoor | Cooling/Heating | 21.9 / 21.9 | 22.8 / 22.0 | 35.6 / 33.4 | 37.7 / 35.6 | |
| Exterior dimensions | Indoor | Height x Width x Depth | 267 x 783 x 210 | | | | |
| | Outdoor | Height x Width x Depth | 540 x 645(+57) x 275 | | 595 x 780(+62) x 290 | | |
| Net weight | | Indoor / Outdoor | 7.0 / 22.0 | | 7.0 / 24.0 | | |
| Refrigerant | | Type/GWP | R32 / 675 | | | | |
| | | Charge | kg/TCO ₂ Eq | | 0.950 / 0.641 | | |
| Refrigerant piping size | | Liquid/Gas | ø mm | | 6.35(1/4") / 12.7(1/2") | | |
| Refrigerant line (one way) length [chargeless length] | | m | Max.15 [10] | Max.15 [Not required] | Max.25 [15] | | |
| Vertical height differences | | Outdoor is higher/lower | m | | | | |
| Outdoor operating temperature range | | Cooling | -15 to 46 | | | | |
| | | Heating | -15 to 24 | | | | |
| Clean filter | | | - | | | | |

- The data are measured under the following conditions(ISO-T1, H1). Cooling: Indoor temp. of 27°CDB, 19°CWB, and outdoor temp. of 35°CDB. Heating: Indoor temp. of 20°CDB, and outdoor temp. of 7°CDB, 6°CWB.
- Sound level indicates the value in an anechoic chamber. During operation these values are somewhat higher due to ambient conditions.
- 'tonne(s) of CO₂ equivalent' means a quantity of greenhouse gases- expressed as the product of the weight of the greenhouse gases in metric tonnes and of their global warming potential.



SINGLE-SPLIT FLOOR STANDING TYPE

SRF-ZS/ZSX



SRF25,35ZS-W, 50ZSX-W

Auto air outlet selection

In case both lower and upper air outlets can be selected.



Wireless remote control



SRC25,35ZS-W2



SRC50ZSX-W2,-W3

KEY FEATURES

- The elegant semi-flat front panel in stylish white complements various room aesthetics and creates a relaxing atmosphere
- Offers options for wall hanging, floor standing, or behind-gallery installation
- Utilizes refrigerant R32 for low Global Warming Potential (GWP) and high energy efficiency
- Operates quietly with a noise level as low as 25dB(A) in cooling Ulo mode
- Includes a "flap control system" allowing users to adjust flap angles and positions according to their preference
- Equipped with an allergen-clear filter as a default feature

SPECIFICATIONS


| Indoor unit | | | SRF25ZS-W | SRF35ZS-W | SRF50ZSX-W |
|---|------------------|-------------------------|---|------------------------|-------------------------|
| Outdoor unit | | | SRC25ZS-W2 | SRC35ZS-W2 | SRC50ZSX-W2,-W3 |
| Power source | | | 1 Phase, 220 - 240V, 50Hz | | |
| Nominal cooling capacity (Min-Max) | | kW | 2.5 (0.9 - 3.1) | 3.5 (0.9 - 4.1) | 5.0 (1.1 - 5.6) |
| Nominal heating capacity (Min-Max) | | kW | 2.9 (0.8 - 3.7) | 4.5 (0.8 - 5.2) | 6.0 (0.8 - 7.4) |
| Power consumption | | Cooling/Heating kW | 0.59 / 0.66 | 0.82 / 1.12 | 1.32 / 1.58 |
| EER/COP | | Cooling/Heating | 4.24 / 4.39 | 4.27 / 4.02 | 3.79 / 3.80 |
| Max. running current | | A | 9 | 9 | 15 |
| Sound power level | Indoor | Cooling/Heating | 50 / 51 | 51 / 52 | 58 / 58 |
| | Outdoor | Cooling/Heating | 59 / 60 | 63 / 64 | 63 / 62 |
| Sound pressure level | Indoor | Cooling (Hi/Me/Lo/Ulo) | 38 / 32 / 29 / 25 | 40 / 35 / 33 / 29 | 46 / 38 / 33 / 28 |
| | | Heating (Hi/Me/Lo/Ulo) | 39 / 35 / 33 / 29 | 41 / 36 / 35 / 33 | 46 / 41 / 38 / 32 |
| | Outdoor | Cooling/Heating | 45 / 47 | 50 / 51 | 51 / 51 |
| Air flow | Indoor | Cooling (Hi/Me/Lo/Ulo) | 9.0 / 7.6 / 6.7 / 5.8 | 9.2 / 7.8 / 7.3 / 6.4 | 11.5 / 9.6 / 7.4 / 6.6 |
| | | Heating (Hi/Me/Lo/Ulo) | 10.5 / 8.2 / 7.7 / 6.6 | 10.7 / 8.3 / 8.1 / 7.4 | 12.0 / 10.0 / 9.4 / 7.6 |
| | Outdoor | Cooling/Heating | 27.4 / 27.4 | 31.5 / 31.5 | 39.0 / 33.0 |
| Exterior dimensions | Indoor | Height x Width x Depth | 600 x 860 x 238 | | |
| | Outdoor | Height x Width x Depth | 540 x 780(+62) x 290 | | |
| Net weight | Indoor / Outdoor | kg | 18.0 / 31.0 | 19.0 / 34.5 | 19.0 / 45.0 |
| | Type/GWP | | R32 / 675 | | |
| Refrigerant | Charge | kg/TCO:Eq | 0.62 / 0.419 | 0.78 / 0.527 | 1.30 / 0.878 |
| | Liquid/Gas | ø mm | 6.35(1/4") / 9.52(3/8") | | |
| Refrigerant piping size | | | Max.20 [10] / Max.20 [15] / Max.30 [15] | | |
| Refrigerant line (one way) length [chargeless length] | | m | Max.10 / Max.10 / Max.20 / Max.20 | | |
| Vertical height differences | | Outdoor is higher/lower | Max.10 / Max.10 | | |
| Outdoor operating temperature range | Cooling | °CDB | -15 to 46 | | |
| | Heating | °CDB | -15 to 24 | | |
| Clean filter | | | Allergen Clear Filter x1, Photocatalytic Washable Deodorising Filter x1 | | |

- The data are measured under the following conditions (ISO-T1, H1). Cooling: Indoor temp. of 27°CDB, 19°CWB, and outdoor temp. of 35°CDB. Heating: Indoor temp. of 20°CDB, and outdoor temp. of 7°CDB, 6°CWB.
- Sound level indicates the value in an anechoic chamber. During operation these values are somewhat higher due to ambient conditions.
- 'tonne(s) of CO₂ equivalent' means a quantity of greenhouse gases- expressed as the product of the weight of the greenhouse gases in metric tonnes and of their global warming potential.




SINGLE-SPLIT CEILING CONCEALED TYPE

SRR-ZS



SRR25,35ZS-W

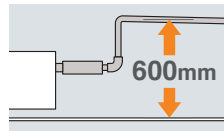


SRR50,60ZS-W

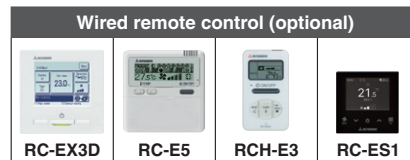
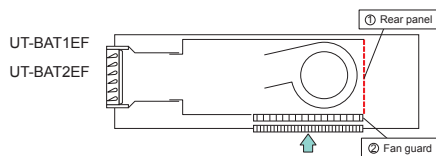
New!

Enhanced Installation Workability

600mm Drain Pump is mounted in all models. The indoor unit is completely hidden in the ceiling, so this is suitable for spaces with classy interior decoration.



Bottom air inlet kit (optional)



Wireless remote control



SRC25,35ZS-W2



SRC50,60ZS-W3

KEY FEATURES

- The SRR series' indoor unit is discreetly concealed under the ceiling, making it ideal for living rooms or bedroom areas
- Compact design, standing at a height of only 200mm
- Utilizes refrigerant R32 for low Global Warming Potential (GWP) and high energy efficiency
- Operates quietly for enhanced comfort
- Features low static pressure levels for efficient airflow management

SPECIFICATIONS

| Indoor unit | | | SRR25ZS-W | SRR35ZS-W | SRR50ZS-W | SRR60ZS-W |
|---|---------|-------------------------|---|------------------------|--------------------------|--------------------------|
| Outdoor unit | | | SRC25ZS-W2 | SRC35ZS-W2 | SRC50ZS-W3 | SRC60ZS-W3 |
| Power source | | | 1 Phase, 220 - 240V, 50Hz | | | |
| Nominal cooling capacity (Min-Max) | | kW | 2.5 (0.9 - 3.2) | 3.5 (0.9 - 4.1) | 5.0 (1.2 - 6.0) | 5.6 (1.2 - 6.5) |
| Nominal heating capacity (Min-Max) | | kW | 2.9 (0.9 - 4.4) | 4.2 (1.0 - 5.2) | 5.4 (1.0 - 8.2) | 6.7 (1.0 - 8.6) |
| Power consumption | | Cooling/Heating | 0.62 / 0.65 | 0.93 / 1.01 | 1.42 / 1.39 | 1.70 / 1.89 |
| EER/COP | | Cooling/Heating | 4.03 / 4.46 | 3.76 / 4.16 | 3.52 / 3.88 | 3.29 / 3.54 |
| Max. running current | | A | 9 | 9 | 15 | 15 |
| Sound power level | Indoor | Cooling/Heating | 56 / 59 | 57 / 60 | 59 / 61 | 60 / 63 |
| | Outdoor | Cooling/Heating | 58 / 58 | 62 / 62 | 63 / 62 | 65 / 65 |
| Sound pressure level | Indoor | Cooling (Hi/Me/Lo/Ulo) | 37 / 33 / 30 / 24 | 38 / 34 / 31 / 25 | 41 / 37 / 34 / 29 | 44 / 38 / 35 / 30 |
| | | Heating (Hi/Me/Lo/Ulo) | 40 / 37 / 34 / 28 | 42 / 38 / 35 / 29 | 43 / 39 / 37 / 32 | 45 / 41 / 38 / 33 |
| | Outdoor | Cooling/Heating | 47 / 47 | 50 / 50 | 51 / 49 | 52 / 53 |
| Air flow | Indoor | Cooling (Hi/Me/Lo/Ulo) | 9.5 / 8.0 / 6.5 / 4.5 | 10.0 / 8.5 / 7.0 / 5.0 | 13.5 / 11.0 / 10.0 / 7.5 | 14.5 / 11.5 / 10.5 / 8.0 |
| | Outdoor | Heating (Hi/Me/Lo/Ulo) | 10.0 / 9.0 / 8.0 / 6.0 | 10.5 / 9.5 / 8.5 / 6.5 | 14.0 / 12.5 / 11.0 / 8.5 | 15.0 / 13.0 / 11.5 / 9.0 |
| External static pressure | | Pa | Standard : 5 ¹ (Initial static pressure with air filter : 5Pa) | | | |
| Exterior dimensions | Indoor | Height x Width x Depth | 200 x 750 x 500 | | 200 x 950 x 500 | |
| | Outdoor | | 540 x 780(+62) x 290 | | 640 x 800(+71) x 290 | |
| Net weight | | Indoor / Outdoor | 20.5 / 31.0 | 20.5 / 34.5 | 24.0 / 45.0 | 24.0 / 45.0 |
| Refrigerant | | Type/GWP | R32 / 675 | | | |
| | | Charge | 0.62 / 0.419 | 0.78 / 0.527 | 1.30 / 0.878 | 1.30 / 0.878 |
| Refrigerant piping size | | Liquid/Gas | 6.35(1/4") / 9.52(3/8") | | 6.35(1/4") / 12.7(1/2") | |
| Refrigerant line (one way) length [chargeless length] | | m | Max.20 [15] | | Max.30 [15] | |
| Vertical height differences | | Outdoor is higher/lower | Max.10 / Max.10 | | Max.20 / Max.20 | |
| Outdoor operating temperature range | Cooling | *CDB | -15 to 46 | | -15 to 46 | |
| | Heating | | -15 to 24 | | -20 to 24 | |
| Bottom air inlet kit (option) | | | UT-BAT1EF | | UT-BAT2EF | |

* The data are measured under the following conditions (ISO-T1, H1). Cooling: Indoor temp. of 27°CDB, 19°CWB, and outdoor temp. of 35°CDB. Heating: Indoor temp. of 20°CDB, and outdoor temp. of 7°CDB, 6°CWB.

• Sound level indicates the value in an anechoic chamber. During operation these values are somewhat higher due to ambient conditions.



• 'tonne(s) of CO₂ equivalent' means a quantity of greenhouse gases- expressed as the product of the weight of the greenhouse gases in metric tonnes and of their global warming potential.

*1 The maximum external static pressure can be used up to 35Pa(25•35ZS), 50Pa(50•60ZS), but the airflow will be reduced.

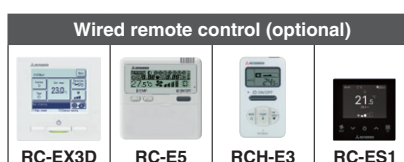


SINGLE-SPLIT 4WAY CEILING CASSETTE TYPE

FDTC-VH



FDTC25,35VH1,
FDTC40,50,60VH



Wired remote control (optional)

Wireless remote control (optional)

Motion sensor (optional)

KEY FEATURES

- Height of the thin panel and the main body is only 248mm allowing a very easy installation. Integrated ceiling system design (600x600mm)
- Low Global Warming Potential (GWP) and high energy efficiency by new refrigerant R32
- Draft Prevention Panel (optional) prevents cold/hot draft from being blown directly on the user. Draft Prevention Panel could be installed for each air outlet
- Motion sensor (optional) is an energy saving operation function that detects human movement and saves energy
- Noise has been reduced by adopting a new turbo fan and improving the heat exchanger

RCN-TC-5AW -E3

LB-TC-5W-E



SRC25, 35ZS-W2



SRC40ZSX-W1, SRC50ZSX-W2,-W3,
SRC60ZSX-W1, -W3

SPECIFICATIONS

| Indoor unit | | | FDTC25VH1 | FDTC35VH1 | FDTC40VH | FDTC50VH | FDTC60VH | |
|---|-------------------------|------------------------|--|------------------------|------------------------------|-------------------------|----------------------|--|
| Outdoor unit | | | SRC25ZS-W2 | SRC35ZS-W2 | SRC40ZSX-W1 | SRC50ZSX-W2,-W3 | SRC60ZSX-W1,-W3 | |
| Power source | | | 1 Phase, 220 - 240V, 50Hz | | | | | |
| Nominal cooling capacity (Min-Max) | | kW | 2.5 (0.9 - 3.2) | 3.5 (0.9 - 4.3) | 4.0 (1.1 - 4.7) | 5.0 (1.1 - 5.6) | 5.6 (1.1 - 6.3) | |
| Nominal heating capacity (Min-Max) | | kW | 2.9 (0.9 - 4.0) | 4.25 (0.9 - 4.6) | 4.5 (0.6 - 5.4) | 5.4 (0.6 - 6.3) | 6.7 (0.6 - 6.7) | |
| Power consumption | | kW | 0.61 / 0.71 | 0.91 / 1.15 | 0.98 / 1.13 | 1.40 / 1.53 | 1.73 / 2.14 | |
| EER/COP | | | 4.10 / 4.08 | 3.85 / 3.70 | 4.08 / 3.98 | 3.58 / 3.53 | 3.23 / 3.13 | |
| Max. running current | | A | 9 | 9 | 15 | 15 | 15 | |
| Sound power level | Indoor | Cooling/Heating | 51 / 52 | 52 / 53 | 59 / 59 | 59 / 59 | 60 / 60 | |
| | Outdoor | Cooling/Heating | 58 / 59 | 62 / 62 | 63 / 62 | 63 / 62 | 65 / 65 | |
| Sound pressure level | Indoor | Cooling (Hi/Me/L0/Ulo) | 38 / 34 / 30 / 27 | 39 / 36 / 32 / 29 | 44 / 40 / 35 / 27 | 44 / 40 / 35 / 27 | 46 / 42 / 38 / 31 | |
| | Outdoor | Cooling/Heating | 47 / 47 | 50 / 50 | 52 / 50 | 52 / 50 | 53 / 54 | |
| Air flow | Indoor | Cooling (Hi/Me/L0/Ulo) | 8.5 / 7.5 / 7.0 / 6.0 | 9.0 / 8.0 / 7.5 / 6.5 | 13 / 11 / 9 / 7 | 13 / 11 / 9 / 7 | 14 / 12 / 10 / 8 | |
| | Outdoor | Cooling/Heating | 9.5 / 8.5 / 7.5 / 6.5 | 10.0 / 9.0 / 8.0 / 7.0 | 13 / 11 / 9 / 7 | 13 / 11 / 9 / 8 | 14 / 12 / 10 / 8 | |
| Exterior dimensions | Indoor | Height x Width x Depth | Unit : 248 x 570 x 570 Panel : 10 x 620 x 620 | | | | 640 x 800(+71) x 290 | |
| | Outdoor | | 540 x 780(+62) x 290 | | | | 640 x 800(+71) x 290 | |
| Net weight | Indoor | | 16.0 (Unit : 13.5 Panel : 2.5) | | 16.5 (Unit : 14 Panel : 2.5) | | | |
| | Outdoor | | 31.0 | | 45.0 | | | |
| Refrigerant | Type/GWP | | R32 / 675 | | | | | |
| | Charge | kg/TCO ₂ Eq | 0.62 / 0.419 | 0.78 / 0.527 | 1.30 / 0.878 | | | |
| Refrigerant piping size | Liquid/Gas | ø mm | 6.35(1/4") / 9.52(3/8") | | | 6.35(1/4") / 12.7(1/2") | | |
| Refrigerant line (one way) length [chargeless length] | | m | Max.20 [15] | | | Max.30 [15] | | |
| Vertical height differences | Outdoor is higher/lower | m | Max.10 / Max.10 | | | Max.20 / Max.20 | | |
| Outdoor operating temperature range | Cooling | °CDB | -15 to 24 | | | -15 to 46 | | |
| | Heating | | | | | -20 to 24 | | |
| Panel | | | Standard Panel : TC-PSA-5AW-E(Honeycomb), TC-PSAG-5AW-E(Grid) Draft Prevention Panel : TC-PSAE-5AW-E(Honeycomb), TC-PSAGE-5AW-E(Grid) | | | | | |

• The data are measured under the following conditions (ISO-T1, H1). Cooling: Indoor temp. of 27°CDB, 19°CWB, and outdoor temp. of 35°CDB. Heating: Indoor temp. of 20°CDB, and outdoor temp. of 7°CDB, 6°CWB.
 • Sound level indicates the value in an anechoic chamber. During operation these values are somewhat higher due to ambient conditions.
 • 'tonne(s) of CO₂ equivalent' means a quantity of greenhouse gases- expressed as the product of the weight of the greenhouse gases in metric tonnes and of their global warming potential.



SINGLE-SPLIT WALL MOUNTED TYPE



SRK-ZSX-S



SRK20,25,35,50,60ZSX-S



OPTIONAL



Wireless remote control



SRC20,25,35,50,60ZSX-S

KEY FEATURES

- Elegant timeless design
- High seasonal efficiency performance up to A+++ in cooling and heating
- Quiet air flow and extended reach achieved through jet technology
- Allergen-clear operation cleans air using Mitsubishi Heavy Industries Thermal Systems' proprietary control scheme
- Optional wireless interface control

SPECIFICATIONS

| Indoor unit | | | SRK20ZSX-S | SRK25ZSX-S | SRK35ZSX-S | SRK50ZSX-S | SRK60ZSX-S | | | | | | |
|---|---------|---|--------------------------|-------------------------|-----------------|-------------------------|-------------------------|-------------------------|-------------|-------------------------|--|--------------------------|--|
| Outdoor unit | | | SRC20ZSX-S | SRC25ZSX-S | SRC35ZSX-S | SRC50ZSX-S | SRC60ZSX-S | | | | | | |
| Power source | | | 1Phase, 220 - 240V, 50Hz | | | | | | | | | | |
| Nominal cooling capacity (Min-Max) | | kW | 2.0 (0.9 - 3.2) | 2.5 (0.9 - 3.7) | 3.5 (0.9 - 4.3) | 5.0 (1.0 - 5.8) | 6.1 (1.0 - 6.8) | | | | | | |
| Nominal heating capacity (Min-Max) | | kW | 2.7 (0.8 - 5.3) | 3.2 (0.8 - 5.8) | 4.3 (0.8 - 6.6) | 6.0 (0.6 - 8.1) | 6.8 (0.6 - 8.7) | | | | | | |
| Power consumption | | kW | Cooling/Heating | | 0.32 / 0.47 | 0.44 / 0.59 | 0.78 / 0.90 | 1.30 / 1.36 | 1.81 / 1.67 | | | | |
| EER/COP | | | Cooling/Heating | | 6.25 / 5.74 | 5.68 / 5.42 | 4.49 / 4.78 | 3.85 / 4.41 | 3.37 / 4.07 | | | | |
| Max. running current | | A | 9 | 9 | 9 | 15 | 15 | | | | | | |
| Sound power level | Indoor | Cooling/Heating | dB(A) | 53 / 53 | | 55 / 56 | | 58 / 58 | | 59 / 62 | | 62 / 63 | |
| | Outdoor | | | 56 / 58 | | 57 / 58 | | 61 / 62 | | 63 / 63 | | 65 / 64 | |
| Sound pressure level | Indoor | Cooling (Hi/Me/Lo/Ulo) | dB(A) | 38 / 31 / 24 / 19 | | 39 / 33 / 25 / 19 | | 43 / 35 / 26 / 19 | | 44 / 39 / 31 / 22 | | 46 / 41 / 33 / 22 | |
| | | Heating (Hi/Me/Lo/Ulo) | | 38 / 32 / 25 / 19 | | 40 / 34 / 27 / 19 | | 41 / 35 / 28 / 19 | | 46 / 41 / 33 / 23 | | 46 / 42 / 34 / 23 | |
| | | Cooling/Heating | | 43 / 44 | | 44 / 45 | | 48 / 47 | | 50 / 49 | | 52 / 52 | |
| Air flow | Indoor | Cooling (Hi/Me/Lo/Ulo) | m ³ /min | 11.3 / 9.1 / 6.0 / 5.0 | | 12.2 / 10.0 / 6.7 / 5.0 | | 13.1 / 10.8 / 7.3 / 5.0 | | 14.3 / 12.4 / 7.8 / 5.4 | | 16.3 / 13.4 / 8.9 / 5.4 | |
| | | Heating (Hi/Me/Lo/Ulo) | | 12.2 / 10.3 / 7.2 / 5.4 | | 12.8 / 11.0 / 7.8 / 5.4 | | 13.9 / 11.8 / 8.6 / 5.4 | | 17.3 / 14.3 / 9.8 / 6.2 | | 17.8 / 13.7 / 10.9 / 6.2 | |
| | | Cooling/Heating | | 31.0 / 31.0 | | 31.0 / 31.0 | | 36.0 / 31.0 | | 39.0 / 33.0 | | 41.5 / 39.0 | |
| Exterior dimensions | Indoor | Height x Width x Depth | mm | 305 x 920 x 220 | | | | | | | | | |
| | Outdoor | | | 640 x 800(+71) x 290 | | | | | | | | | |
| Net weight | | Indoor / Outdoor | kg | 13.0 / 43.0 | | | 13.0 / 45.0 | | | | | | |
| Refrigerant | | Type/GWP | R410A / 2088 | | | | | | | | | | |
| | | Charge | kg/TCO-Eq | 1.45 / 3.028 | | | 1.50 / 3.132 | | | | | | |
| Refrigerant piping size | | Liquid/Gas | ø mm | 6.35(1/4") / 9.52(3/8") | | | 6.35(1/4") / 12.7(1/2") | | | | | | |
| Refrigerant line (one way) length [chargeless length] | | m | Max.25 [15] | | | Max.30 [15] | | | | | | | |
| Vertical height differences | | Outdoor is higher/lower | m | Max.15 / Max.15 | | | Max.20 / Max.20 | | | | | | |
| Outdoor operating temperature range | | Cooling | °CDB | -15 to 46 | | | | | | | | | |
| | | Heating | | -20 to 24 | | | | | | | | | |
| Clean filter | | Allergen Clear Filter x1, Photocatalytic Washable Deodorising Filter x1 | | | | | | | | | | | |

- The data are measured under the following conditions(ISO-T1, H1). Cooling: Indoor temp. of 27°CDB, 19°CWB, and outdoor temp. of 35°CDB.
- Heating: Indoor temp. of 20°CDB, and outdoor temp. of 7°CDB, 6°CWB.
- Sound level indicates the value in an anechoic chamber. During operation these values are somewhat higher due to ambient conditions.
- 'tonne(s) of CO₂ equivalent' means a quantity of greenhouse gases- expressed as the product of the weight of the greenhouse gases in metric tonnes and of their global warming potential.



SINGLE-SPLIT WALL MOUNTED TYPE



SRK-ZR-S



SRK63,71,80,100ZR-S



OPTIONAL



Wireless remote control



SRC63ZR-S



SRC71,80ZR-S



FDC100VNP

KEY FEATURES

- High seasonal efficiency performance up to A+++ in cooling and heating
- Quiet air flow and extended reach achieved through jet technology
- Allergen-clear operation cleans air using Mitsubishi Heavy Industries Thermal Systems' proprietary control scheme
- Optional wireless interface control

SPECIFICATIONS

| Indoor unit | | | SRK63ZR-S | SRK71ZR-S | SRK80ZR-S | SRK100ZR-S |
|---|---------|---|---------------------------|---------------------------|---------------------------|---------------------------|
| Outdoor unit | | | SRC63ZR-S | SRC71ZR-S | SRC80ZR-S | FDC100VNP |
| Power source | | | 1 Phase, 220 - 240V, 50Hz | | | |
| Nominal cooling capacity (Min-Max) | | kW | 6.3 (1.2 - 7.1) | 7.1 (2.3 - 7.7) | 8.0 (2.3 - 9.0) | 10.0 (2.4 - 10.5) |
| Nominal heating capacity (Min-Max) | | kW | 7.1 (0.8 - 9.0) | 8.0 (2.0 - 10.0) | 9.0 (2.1 - 10.5) | 11.2 (3.2 - 11.5) |
| Power consumption | | kW | 1.85 / 1.74 | 2.05 / 2.06 | 2.35 / 2.40 | 3.09 / 3.28 |
| EER/COP | | Cooling/Heating | 3.41 / 4.08 | 3.46 / 3.88 | 3.40 / 3.75 | 3.24 / 3.41 |
| Max. running current | | A | 14.5 | 17 | 17 | 21 |
| Sound power level | Indoor | Cooling/Heating | 58 / 58 | 58 / 60 | 62 / 62 | 63 / 63 |
| | Outdoor | Cooling/Heating | 67 / 66 | 65 / 63 | 68 / 67 | 70 / 74 |
| Sound pressure level | Indoor | Cooling (Hi/Me/Lo/Ulo) | 44 / 39 / 35 / 25 | 44 / 41 / 37 / 25 | 47 / 44 / 39 / 26 | 48 / 45 / 40 / 27 |
| | | Heating (Hi/Me/Lo/Ulo) | 44 / 38 / 34 / 28 | 46 / 39 / 35 / 28 | 47 / 41 / 36 / 29 | 48 / 43 / 38 / 30 |
| | Outdoor | Cooling/Heating | 54 / 54 | 53 / 51 | 56 / 55 | 57 / 61 |
| Air flow | Indoor | Cooling (Hi/Me/Lo/Ulo) | 20.5 / 18.1 / 15.7 / 10.4 | 20.5 / 18.6 / 16.2 / 10.4 | 23.5 / 20.2 / 17.5 / 10.4 | 24.5 / 21.3 / 17.6 / 10.4 |
| | | Heating (Hi/Me/Lo/Ulo) | 23.5 / 19.0 / 16.5 / 13.1 | 25.5 / 19.8 / 17.3 / 13.3 | 26.5 / 21.3 / 18.4 / 13.5 | 27.5 / 23.2 / 19.1 / 13.6 |
| | Outdoor | Cooling/Heating | 41.5 / 41.5 | 55 / 43.5 | 63 / 49.5 | 75 / 80 |
| Exterior dimensions | Indoor | Height x Width x Depth | 339 x 1197 x 262 | | | |
| | Outdoor | Height x Width x Depth | 640 x 800(+71) x 290 | 750 x 880(+88) x 340 | 845 x 970 x 370 | |
| Net weight | | Indoor / Outdoor | kg | 15.5 / 45.0 | 15.5 / 57.0 | 16.5 / 58.5 |
| Refrigerant | | Type/GWP | R410A / 2088 | | | |
| | | Charge | kg/T00:Eq | 1.55 / 3.236 | 1.8 / 3.758 | 1.9 / 3.967 |
| Refrigerant piping size | | Liquid/Gas | ø mm | 6.35(1/4") / 12.7(1/2") | 6.35(1/4") / 15.88(5/8") | 9.52(3/8") / 15.88(5/8") |
| Refrigerant line (one way) length [chargeless length] | | m | Max.30 [15] | | | |
| Vertical height differences | | Outdoor is higher/lower | m | Max.20 / Max.20 | | |
| Outdoor operating temperature range | | Cooling | °CDB | -15 to 46 | | |
| | | Heating | °CDB | -15 to 24 | | |
| Clean filter | | Allergen Clear Filter x1, Photocatalytic Washable Deodorising Filter x1 | | | | |

- The data are measured under the following conditions(ISO-T1, H1). Cooling: Indoor temp. of 27°CDB, 19°CWB, and outdoor temp. of 35°CDB. Heating: Indoor temp. of 20°CDB, and outdoor temp. of 7°CDB, 6°CWB.
- Sound level indicates the value in an anechoic chamber. During operation these values are somewhat higher due to ambient conditions.
- 'tonne(s) of CO₂ equivalent' means a quantity of greenhouse gases- expressed as the product of the weight of the greenhouse gases in metric tonnes and of their global warming potential.



SINGLE-SPLIT WALL MOUNTED TYPE

Premium Series

SRK-ZS-S



SRK20,25,35,50ZS-S

Pure White(-S)

Colour variation available

Users can choose their favourite colour from three choices.



OPTIONAL



Black & White (-SB)



Titanium (-ST)



Wireless remote control



SRC20,25,35ZS-S



SRC50ZS-S

KEY FEATURES

- Elegant timeless design available in three different colour choices
- Quiet air flow and extended reach achieved through jet technology
- Allergen-clear operation cleans air using Mitsubishi Heavy Industries Thermal Systems' proprietary control scheme
- Optional wireless interface control

SPECIFICATIONS

| Indoor unit | | | SRK20ZS-S,-SB,-ST | SRK25ZS-S,-SB,-ST | SRK35ZS-S,-SB,-ST | SRK50ZS-S,-SB,-ST |
|---|-------------------------|------------------------|---|-----------------------|------------------------|-------------------------|
| Outdoor unit | | | SRC20ZS-S | SRC25ZS-S | SRC35ZS-S | SRC50ZS-S |
| Power source | | | 1 Phase, 220 - 240V, 50Hz | | | |
| Nominal cooling capacity (Min-Max) | | kW | 2.0 (1.0 - 2.8) | 2.5 (1.0 - 3.0) | 3.5 (1.0 - 3.8) | 5.0 (1.7 - 5.5) |
| Nominal heating capacity (Min-Max) | | kW | 2.7 (0.9 - 4.2) | 3.2 (0.9 - 4.4) | 4.0 (0.9 - 4.8) | 5.8 (1.6 - 6.6) |
| Power consumption | | Cooling/Heating | 0.44 / 0.62 | 0.62 / 0.80 | 1.01 / 1.00 | 1.56 / 1.59 |
| EER/COP | | Cooling/Heating | 4.55 / 4.35 | 4.03 / 4.00 | 3.47 / 4.00 | 3.21 / 3.65 |
| Max. running current | | A | 9 | 9 | 9 | 14.5 |
| Sound power level | Indoor | Cooling/Heating | 50 / 52 | 52 / 55 | 56 / 58 | 58 / 59 |
| | Outdoor | Cooling/Heating | 57 / 57 | 58 / 58 | 62 / 61 | 62 / 63 |
| Sound pressure level | Indoor | Cooling (Hi/Me/Lo/Ulo) | 34 / 25 / 22 / 19 | 36 / 28 / 23 / 19 | 40 / 30 / 26 / 19 | 45 / 36 / 28 / 22 |
| | Outdoor | Heating (Hi/Me/Lo/Ulo) | 36 / 29 / 23 / 19 | 39 / 30 / 24 / 19 | 41 / 36 / 25 / 19 | 45 / 37 / 31 / 24 |
| Air flow | Indoor | Cooling/Heating | 45 / 45 | 46 / 46 | 50 / 48 | 51 / 53 |
| | Outdoor | Cooling (Hi/Me/Lo/Ulo) | 9.3 / 7.0 / 5.9 / 5.0 | 9.9 / 8.0 / 5.9 / 5.0 | 11.3 / 8.7 / 7.0 / 5.0 | 12.1 / 9.9 / 7.4 / 5.9 |
| Exterior dimensions | Indoor | Height x Width x Depth | 290 x 870 x 230 | | | |
| | Outdoor | Height x Width x Depth | 540 x 780(+62) x 290 | | | 595 x 780(+62) x 290 |
| Net weight | Indoor / Outdoor | kg | 9.5 / 31.5 | | 9.5 / 34.5 | 10.0 / 36.5 |
| Refrigerant | Type/GWP | | R410A / 2088 | | | |
| | Charge | kg/TCO ₂ Eq | 0.75 / 1.566 | | 0.95 / 1.984 | 1.25 / 2.61 |
| Refrigerant piping size | Liquid/Gas | ø mm | 6.35(1/4") / 9.52(3/8") | | | 6.35(1/4") / 12.7(1/2") |
| Refrigerant line (one way) length [chargeless length] | | m | Max.20 [15] | | | Max.25 [15] |
| Vertical height differences | Outdoor is higher/lower | m | Max.10 / Max.10 | | | Max.15 / Max.15 |
| Outdoor operating temperature range | Cooling | °CDB | -15 to 46 | | | |
| | Heating | °CDB | -15 to 24 | | | |
| Clean filter | | | Allergen Clear Filter x1, Photocatalytic Washable Deodorising Filter x1 | | | |

- The data are measured under the following conditions(ISO-T1, H1). Cooling: Indoor temp. of 27°CDB, 19°CWB, and outdoor temp. of 35°CDB. Heating: Indoor temp. of 20°CDB, and outdoor temp. of 7°CDB, 6°CWB.
- Sound level indicates the value in an anechoic chamber. During operation these values are somewhat higher due to ambient conditions.
- 'tonne(s) of CO₂ equivalent' means a quantity of greenhouse gases- expressed as the product of the weight of the greenhouse gases in metric tonnes and of their global warming potential.



SINGLE-SPLIT WALL MOUNTED TYPE

Standard Series **SRK-ZSP-S**



SRK25,35,45ZSP-S



Wireless remote control



SRC25,35ZSP-S



SRC45ZSP-S

KEY FEATURES

- The ZSP series boasts an elegant design that complements any interior decoration
- Its compact and lightweight outdoor unit provides excellent installation flexibility
- Includes a self-cleaning operation to maintain clean room air
- Features a useful timer function for presetting air-conditioner on/off times

SPECIFICATIONS

| Indoor unit | | | SRK25ZSP-S | SRK35ZSP-S | SRK45ZSP-S |
|---|------------------|------------------------|---------------------------|-----------------------|------------------|
| Outdoor unit | | | SRC25ZSP-S | SRC35ZSP-S | SRC45ZSP-S |
| Power source | | | 1 Phase, 220 - 240V, 50Hz | | |
| Nominal cooling capacity (Min-Max) | | kW | 2.5 (0.9 - 2.8) | 3.2 (0.9 - 3.5) | 4.5 (0.9 - 4.8) |
| Nominal heating capacity (Min-Max) | | kW | 2.8 (0.8 - 3.9) | 3.6 (0.9 - 4.3) | 5.0 (0.8 - 5.8) |
| Power consumption | | kW | 0.78 / 0.755 | 0.995 / 0.995 | 1.495 / 1.385 |
| EER/COP | | | 3.21 / 3.71 | 3.22 / 3.62 | 3.01 / 3.61 |
| Max. running current | | A | 9 | 9 | 14 |
| Sound power level | Indoor | Cooling/Heating | 58 / 57 | 59 / 58 | 58 / 62 |
| | Outdoor | Cooling/Heating | 58 / 59 | 60 / 60 | 63 / 64 |
| Sound pressure level | Indoor | Cooling (Hi/Me/Lo) | 45 / 34 / 23 | 45 / 36 / 23 | 44 / 39 / 24 |
| | | Heating (Hi/Me/Lo) | 43 / 34 / 26 | 44 / 36 / 28 | 48 / 41 / 30 |
| | Outdoor | Cooling/Heating | 47 / 45 | 47 / 48 | 51 / 51 |
| | | Cooling (Hi/Me/Lo) | 10.0 / 7.3 / 4.2 | 9.5 / 6.8 / 4.2 | 9.0 / 7.2 / 3.8 |
| Air flow | Indoor | Heating (Hi/Me/Lo) | 9.5 / 7.3 / 5.2 | 9.6 / 7.4 / 5.5 | 12.0 / 9.2 / 6.2 |
| | | Cooling/Heating | 26.0 / 19.7 | 25.4 / 20.5 | 35.5 / 33.5 |
| Exterior dimensions | Indoor | Height x Width x Depth | 267 x 783 x 210 | | |
| | Outdoor | | 540 x 645(+57) x 275 | 595 x 780(+62) x 290 | |
| Net weight | Indoor / Outdoor | kg | 7.0 / 25.0 | 7.0 / 27.0 | 7.5 / 40.0 |
| | Refrigerant | Type/GWP | R410A / 2088 | | |
| Refrigerant piping size | Charge | kg(TCO)Eq | 0.655 / 1.368 | 0.81 / 1.691 | 1.20 / 2.506 |
| | Liquid/Gas | ø mm | 6.35(1/4") / 9.52(3/8") | | |
| Refrigerant line (one way) length [chargeless length] | | m | Max.15 [10] | Max.15 [Not required] | Max.25 [15] |
| Vertical height differences | | m | Max.10 / Max.10 | | |
| Outdoor operating temperature range | Cooling | °CDB | -15 to 46 | | |
| | Heating | °CDB | -15 to 24 | | |
| Clean filter | | | - | | |

• The data are measured under the following conditions (ISO-T1, H1). Cooling: Indoor temp. of 27°CDB, 19°CWB, and outdoor temp. of 35°CDB. Heating: Indoor temp. of 20°CDB, and outdoor temp. of 7°CDB, 6°CWB.
 • Sound level indicates the value in an anechoic chamber. During operation these values are somewhat higher due to ambient conditions.
 • 'tonne(s) of CO₂ equivalent' means a quantity of greenhouse gases- expressed as the product of the weight of the greenhouse gases in metric tonnes and of their global warming potential.



SINGLE-SPLIT FLOOR STANDING TYPE

SRF-ZMX



SRF25,35,50ZMX-S



Wireless remote control



SRC25,35ZMX-S



SRC50ZSX-S

Auto air outlet selection

In case both lower and upper air outlets can be selected.

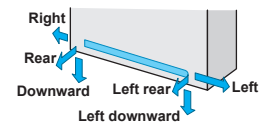


KEY FEATURES

- The elegant semi flat front panel in stylish white, fit various kinds of rooms and create relaxing atmosphere
- Choice from wall hanging, floor standing or behind gallery installation
- Quiet operation. By optimising the balance of the air outlet direction and the sufficient air flow volume, the sound level has been minimised
- The "flap control system" allows users to change flap angles and positions according to their preference. Flaps can be set at different angles
- Allergen clear filter is equipped as a default

Installation workability

Piping and drain hose connection can be selected out of 6-directions.



SPECIFICATIONS


| Indoor unit | | | SRK25ZSP-S | SRK35ZSP-S | SRK45ZSP-S |
|---|-------------------------|-------------------------|---|------------------------|-------------------------|
| Outdoor unit | | | SRC25ZSP-S | SRC35ZSP-S | SRC45ZSP-S |
| Power source | | | 1 Phase, 220 - 240V, 50Hz | | |
| Nominal cooling capacity (Min-Max) | | kW | 2.5 (0.9 - 3.2) | 3.5 (0.9 - 4.1) | 5.0 (1.1 - 5.2) |
| Nominal heating capacity (Min-Max) | | kW | 3.4 (0.9 - 4.7) | 4.5 (0.9 - 5.1) | 6.0 (0.6 - 6.9) |
| Power consumption | | Cooling/Heating | 0.521 / 0.723 | 0.890 / 1.124 | 1.390 / 1.540 |
| EER/COP | | Cooling/Heating | 4.80 / 4.70 | 3.93 / 4.00 | 3.60 / 3.90 |
| Max. running current | | A | 8 | 8 | 15 |
| Sound power level | Indoor | Cooling/Heating | 51 / 51 | 52 / 52 | 58 / 58 |
| | Outdoor | Cooling/Heating | 60 / 60 | 63 / 62 | 63 / 62 |
| Sound pressure level | Indoor | Cooling (Hi/Me/Lo/Ulo) | 40 / 32 / 30 / 26 | 41 / 34 / 33 / 28 | 46 / 42 / 35 / 32 |
| | Outdoor | Heating (Hi/Me/Lo/Ulo) | 40 / 35 / 33 / 28 | 41 / 36 / 35 / 31 | 47 / 41 / 39 / 33 |
| Air flow | Indoor | Cooling/Heating | 47 / 47 | 50 / 50 | 52 / 51 |
| | Outdoor | Cooling (Hi/Me/Lo/Ulo) | 9.0 / 7.6 / 6.7 / 5.8 | 9.2 / 7.8 / 7.3 / 6.4 | 11.5 / 9.6 / 7.4 / 6.6 |
| Exterior dimensions | Indoor | Height x Width x Depth | 10.5 / 8.2 / 7.7 / 6.6 | 10.7 / 8.3 / 8.1 / 7.4 | 12.0 / 10.0 / 9.4 / 7.6 |
| | Outdoor | Cooling/Heating | 29.5 / 27.0 | 32.5 / 29.5 | 39.0 / 33.0 |
| Net weight | Indoor / Outdoor | kg | 600 x 860 x 238 | | 640 x 800(+71) x 290 |
| | | | 18.0 / 35.0 | 19.0 / 35.0 | 19.0 / 45.0 |
| Refrigerant | Type/GWP | | R410A / 2088 | | |
| | Charge | kg/TCO ₂ -Eq | 1.2 / 2.506 | | 1.5 / 3.132 |
| Refrigerant piping size | Liquid/Gas | ø mm | 6.35(1/4") / 9.52(3/8") | | 6.35(1/4") / 12.7(1/2") |
| Refrigerant line (one way) length [chargeless length] | | m | Max.15 [Not required] | | Max.30 [15] |
| Vertical height differences | Outdoor is higher/lower | m | Max.10 / Max.10 | | Max.20 / Max.20 |
| Outdoor operating temperature range | Cooling | °CDB | -15 to 46 | | |
| | Heating | | -15 to 24 | | -20 to 24 |
| Clean filter | | | Allergen Clear Filter x1, Photocatalytic Washable Deodorising Filter x1 | | |

- The data are measured under the following conditions (ISO-T1, H1). Cooling: Indoor temp. of 27°CDB, 19°CWB, and outdoor temp. of 35°CDB. Heating: Indoor temp. of 20°CDB, and outdoor temp. of 7°CDB, 6°CWB.
- Sound level indicates the value in an anechoic chamber. During operation these values are somewhat higher due to ambient conditions.
- 'tonne(s) of CO₂ equivalent' means a quantity of greenhouse gases- expressed as the product of the weight of the greenhouse gases in metric tonnes and of their global warming potential.



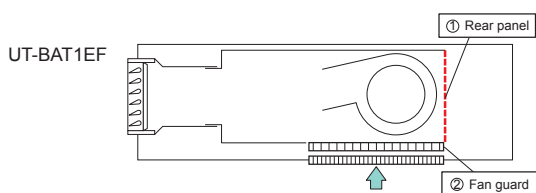
SINGLE-SPLIT CEILING CONCEALED TYPE

SRR-ZM



SRR25,35ZM-S

Bottom air inlet kit (option)



Wireless remote control



SRC25,35ZMX-S

KEY FEATURES

- Thin design with a height of only 200mm across all SRR models, ideal for spaces with elegant interior decoration where the indoor unit is completely hidden in the ceiling
- Reduced noise levels for enhanced comfort
- Low static pressure levels ensure efficient airflow
- The SRR series includes a built-in drain pump for added convenience

SPECIFICATIONS

| Indoor unit | | | | SRR25ZM-S | SRR35ZM-S |
|---|---------|------------------------|---------------------|--|-----------------|
| Outdoor unit | | | | SRC25ZMX-S | SRC35ZMX-S |
| Power source | | | | 1 Phase, 220 - 240V, 50Hz | |
| Nominal cooling capacity (Min-Max) | | kW | | 2.5 (1.0 - 3.3) | 3.5 (1.0 - 3.9) |
| Nominal heating capacity (Min-Max) | | kW | | 3.4 (1.4 - 4.8) | 4.2 (1.5 - 5.2) |
| Power consumption | | Cooling/Heating | | kW | |
| EER/COP | | Cooling/Heating | | 4.39 / 4.53 | |
| Max. running current | | A | | 8 | |
| Sound power level | Indoor | Cooling/Heating | dB(A) | 56 / 59 | |
| | Outdoor | Cooling/Heating | | 60 / 60 | |
| Sound pressure level | Indoor | Cooling (Hi/Me/Lo/Ulo) | dB(A) | 37 / 33 / 30 / 24 | |
| | Indoor | Heating (Hi/Me/Lo/Ulo) | | 40 / 37 / 34 / 28 | |
| Air flow | Outdoor | Cooling/Heating | m ³ /min | 47 / 47 | |
| | Indoor | Cooling (Hi/Me/Lo/Ulo) | | 9.5 / 8.0 / 6.5 / 4.5 | |
| External static pressure | Indoor | Heating (Hi/Me/Lo/Ulo) | Pa | 10.0 / 8.5 / 7.0 / 5.0 | |
| | Outdoor | Cooling/Heating | | 10.5 / 9.5 / 8.5 / 6.5 | |
| Exterior dimensions | | Height x Width x Depth | | Standard : 5* ¹ (Initial static pressure with air filter : 5Pa) | |
| Net weight | Indoor | mm | | 200 x 750 x 500 | |
| | Outdoor | mm | | 595 x 780(+62) x 290 | |
| Refrigerant | | Type/GWP | | R410A / 2088 | |
| Refrigerant piping size | | Charge | | kg/TCO ₂ Eq | |
| Refrigerant line (one way) length [chargeless length] | | Liquid/Gas | | 1.2 / 2.506 | |
| Vertical height differences | | ø mm | | 6.35(1/4") / 9.52(3/8") | |
| Outdoor operating temperature range | | m | | Max.15 [Not required] | |
| Bottom air inlet kit (option) | | Cooling | | Max.10 / Max.10 | |
| | | Heating | | -15 to 46 | |
| | | | | -15 to 24 | |
| | | | | UT-BAT1EF | |

• The data are measured under the following conditions (ISO-T1, H1). Cooling: Indoor temp. of 27°CDB, 19°CWB, and outdoor temp. of 35°CDB. Heating: Indoor temp. of 20°CDB, and outdoor temp. of 7°CDB, 6°CWB.
 • Sound level indicates the value in an anechoic chamber. During operation these values are somewhat higher due to ambient conditions.
 • 'tonne(s) of CO₂ equivalent' means a quantity of greenhouse gases- expressed as the product of the weight of the greenhouse gases in metric tonnes and of their global warming potential.

*1 The maximum external static pressure can be used up to 35Pa, but the airflow will be reduced.



SINGLE-SPLIT 4WAY CEILING CASSETTE TYPE

FDTC-VF

FDTC25,35,40,50,60VF

Fits into standard
600x600 ceiling



Individual flap control system

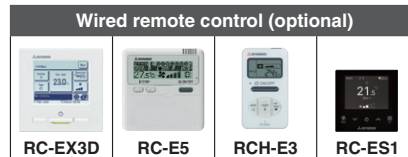
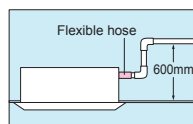
According to room temperature conditions, four directions of air flow can be controlled by individual flap as preferred. Individual flap control is available even after installation.



600mm Drain Pump is mounted

Drain can be discharged upward by 600mm from the ceiling surface close to the indoor unit.

It allows a piping layout with a high degree of freedom depending on the installation location.



Wireless remote control (optional)



SRC25,35ZMX-S



SRC40,50,60ZSX-S

KEY FEATURES

- Compact and extra thin design
- The flap can swing within the range of upper and lower flap position selected with the wired remote control
- For wireless control, simply insert the infrared receiver kit on the corner of the panel
- FDTC-VF series come with a built in 600mm drain pumps

SPECIFICATIONS

| Indoor unit | | | FDTC25VF | FDTC35VF | FDTC40VF | FDTC50VF | FDTC60VF | | |
|---|---------|--|---------------------------|---|-------------------|-------------------------------------|---------------------|----------------------|-------------|
| Outdoor unit | | | SRC25ZMX-S | SRC35ZMX-S | SRC40ZSX-S | SRC50ZSX-S | SRC60ZSX-S | | |
| Power source | | | 1 Phase, 220 - 240V, 50Hz | | | | | | |
| Nominal cooling capacity (Min-Max) | | kW | 2.55 (0.9 - 3.2) | 3.6 (0.9 - 4.1) | 4.0 (1.1 - 4.7) | 5.0 (1.1 - 5.6) | 5.6 (1.1 - 6.3) | | |
| Nominal heating capacity (Min-Max) | | kW | 3.45 (0.9 - 4.7) | 4.25 (0.9 - 5.1) | 4.5 (0.6 - 5.4) | 5.4 (0.6 - 6.3) | 6.7 (0.6 - 6.7) | | |
| Power consumption | | kW | Cooling/Heating | | 0.6 / 0.84 | 1.07 / 1.16 | 1.04 / 1.10 | 1.56 / 1.45 | 1.99 / 2.07 |
| EER/COP | | | Cooling/Heating | | 4.25 / 4.11 | 3.36 / 3.66 | 3.85 / 4.09 | 3.21 / 3.72 | 2.81 / 3.24 |
| Max. running current | | A | 8 | 8 | 12 | 15 | 15 | | |
| Sound power level | Indoor | Cooling/Heating | dB(A) | 56 / 56 | 58 / 58 | 60 / 60 | 60 / 60 | 60 / 60 | |
| | Outdoor | | | 56 / 56 | 58 / 58 | 63 / 63 | 63 / 63 | 65 / 65 | |
| Sound pressure level | Indoor | Cooling (P-Hi/Hi/Me/Lo) Heating (P-Hi/Hi/Me/Lo) | dB(A) | 38 / 36 / 32 / 29 | 41 / 40 / 36 / 30 | 47 / 42 / 36 / 30 | 47 / 42 / 36 / 30 | 47 / 46 / 39 / 30 | |
| | Outdoor | | | 39 / 38 / 33 / 29.5 | 43 / 42 / 35 / 32 | 47 / 42 / 36 / 32 | 47 / 42 / 36 / 32 | 47 / 46 / 39 / 32 | |
| Air flow | Indoor | Cooling (P-Hi/Hi/Me/Lo) Heating (P-Hi/Hi/Me/Lo) | m ³ /min | 10 / 9 / 8 / 6.5 | 11 / 9.5 / 9 / 7 | 13.5 / 11.5 / 9 / 7 | 13.5 / 11.5 / 9 / 7 | 13.5 / 13.5 / 10 / 7 | |
| | Outdoor | | | 29.5 / 27.0 | 32.5 / 29.5 | 36 / 33 | 40 / 33 | 41.5 / 39 | |
| Exterior dimensions | Indoor | Height x Width x Depth | mm | Unit : 248 x 570 x 570 Panel : 35 x 700 x 700 | | | | | |
| | Outdoor | | | 640 x 800(+71) x 290 | | | | | |
| Net weight | | Indoor / Outdoor | kg | 18.5 (Unit : 15 Panel : 3.5) / 35.0 | | 18.5 (Unit : 15 Panel : 3.5) / 45.0 | | | |
| Refrigerant | | Type/GWP | R410A / 2088 | | | | | | |
| | | Charge | kg/TCO ₂ Eq | 1.2 / 2.506 | | 1.5 / 3.132 | | | |
| Refrigerant piping size | | Liquid/Gas | ø mm | 6.35(1/4") / 9.52(3/8") | | 6.35(1/4") / 12.7(1/2") | | | |
| Refrigerant line (one way) length [chargeless length] | | m | Max.15 [Not required] | | Max.30 [15] | | | | |
| Vertical height differences | | Outdoor is higher/lower | m | Max.10 / Max.10 | | Max.20 / Max.20 | | | |
| Outdoor operating temperature range | | Cooling | °CDB | -15 to 24 | | -15 to 46 | | | |
| | | Heating | | | | -20 to 24 | | | |
| Panel | | | TC-PSA-25W-E | | | | | | |

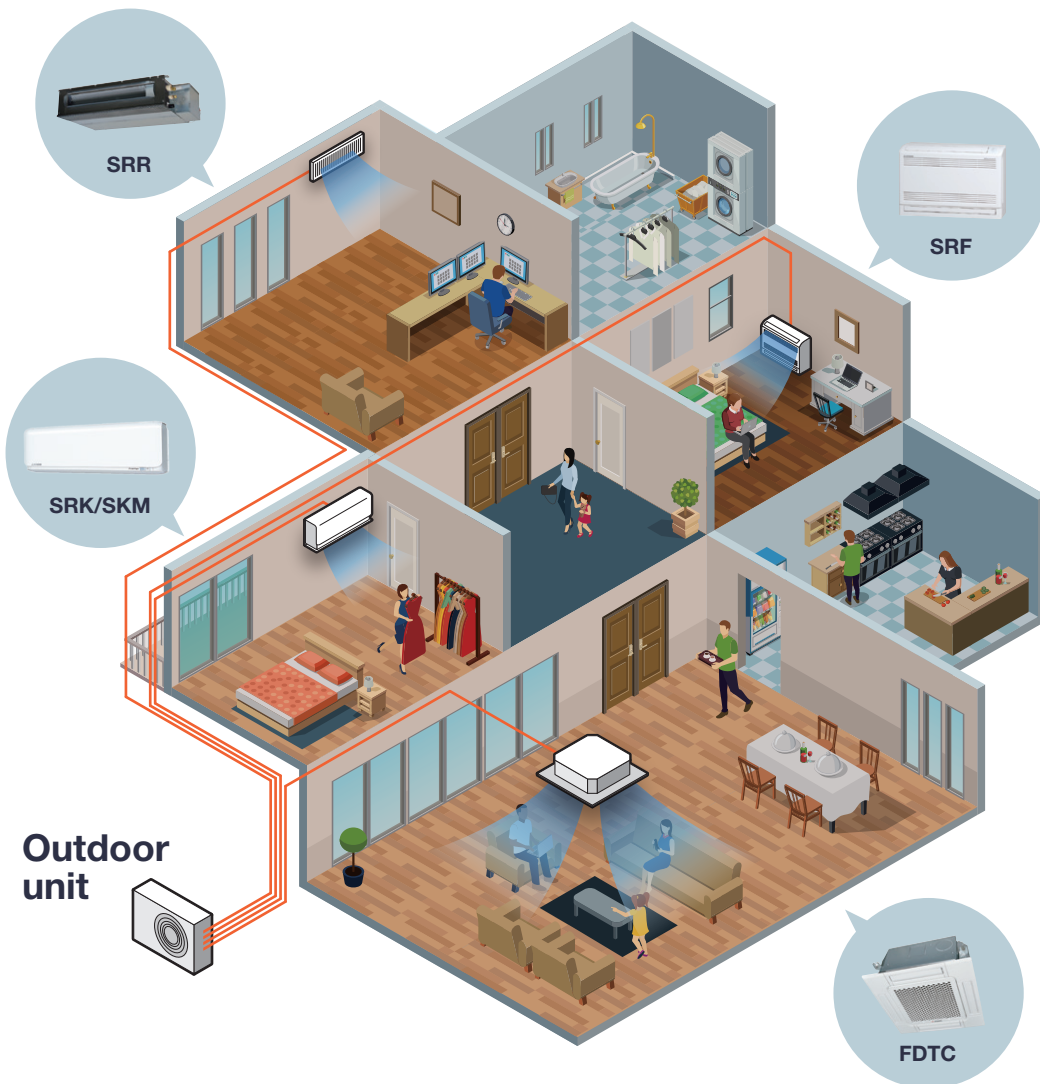
- The data are measured under the following conditions (ISO-T1, H1). Cooling: Indoor temp. of 27°CDB, 19°CWB, and outdoor temp. of 35°CDB. Heating: Indoor temp. of 20°CDB, and outdoor temp. of 7°CDB, 6°CWB.
- Sound level indicates the value in an anechoic chamber. During operation these values are somewhat higher due to ambient conditions.
- 'tonne(s) of CO₂ equivalent' means a quantity of greenhouse gases- expressed as the product of the weight of the greenhouse gases in metric tonnes and of their global warming potential.

MULTI-SPLIT SCM

Mitsubishi Heavy Industries Thermal Systems' Multi DC Inverter range is an innovative series of Multi-split systems that redefine air-conditioning comfort across diverse environments. This advanced system allows a single outdoor unit to effectively air-condition up to 6 different rooms, employing a selection of compact and stylish indoor units available in 6 different types. Renowned for its unparalleled flexibility, high energy efficiency, and exceptionally low noise levels, this range delivers superior air-conditioning performance tailored for a variety of indoor settings.



A wide variety of choices for indoor units





MULTI-SPLIT SYSTEM

Various line up of High energy efficient models

The small capacity models have been added to the energy efficient R32 lineup.
The added models is connectable to small capacity indoor units for 2-3 rooms



SCM30,40,45ZS-W



SCM41,50,60ZS-W



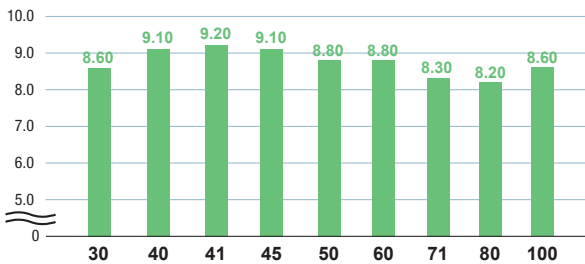
SCM71,80ZS-W



SCM100ZS-W

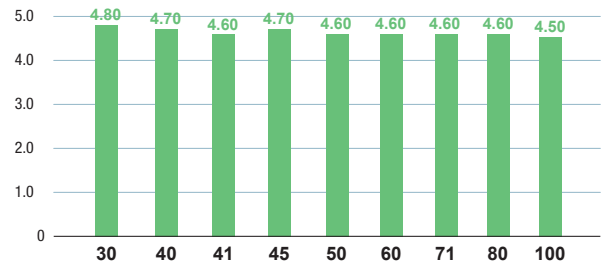
SEER

A+++ (except 71/80ZS-W)



SCOP

A++ (except 100ZS-W)

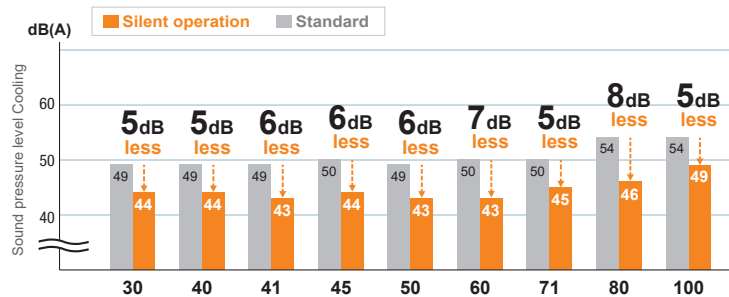


* The above values are based on indoor units combination with SRK-ZSX-W only. SCM30ZS-W, SCM41ZS-W and SCM100ZS-W are calculated in the combination with SRK-ZS-W.

Comfort

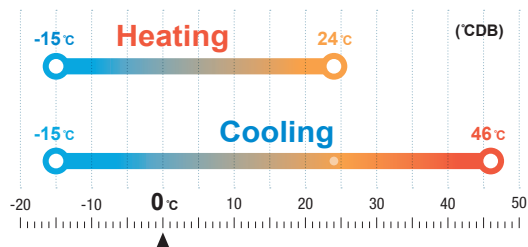
By the application of the Twin Rotary compressor*, the outdoor units have low noise levels. Silent operation is installed in all outdoor units.

* except 30/41ZS-W



Wide Range of Operation

Our new advanced technology has expanded the heating and cooling operation range. Expand the cooling range of all model to 46°C.



Installation Flexibility

You can freely choose where to place the indoor units to make the most of your interior space and enhance convenience.

| | SCM30ZS-W | SCM40/45ZS-W | SCM41/50/60ZS-W | SCM71/80ZS-W | SCM100ZS-W |
|---------------------------------------|--|--------------|-----------------|--------------|------------|
| length for one indoor unit | under 25m | under 25m | under 25m | under 25m | under 25m |
| total length for all rooms | under 30m | under 30m | under 40m | under 70m | under 75m |
| height difference | Outdoor unit is higher | under 15m | under 15m | under 20m | under 20m |
| | Outdoor unit is lower | under 15m | under 15m | under 20m | under 20m |
| | Max height difference between indoor units | under 25m | under 25m | under 25m | under 25m |
| length of chargeless refrigerant pipe | 30m | 20m | 40m | 30m | 40m |

SPECIFICATIONS

| Item | Model | For two rooms | | | For three rooms | | |
|--|----------|--------------------------|--------------------|--------------------|----------------------|--------------------|--------------------|
| | | SCM30ZS-W | SCM40ZS-W | SCM45ZS-W | SCM41ZS-W | SCM50ZS-W | SCM60ZS-W |
| Power Source | | 1Phase, 220 - 240V, 50Hz | | | | | |
| Nominal cooling capacity (Min-Max) | kW | 3.0 (1.4 - 5.0) | 4.0 (1.5 - 5.9) | 4.5 (1.5 - 6.4) | 4.0 (1.4 - 6.3) | 5.0 (1.7 - 7.1) | 6.0 (1.7 - 7.5) |
| Nominal heating capacity (Min-Max) | kW | 4.0 (1.0 - 5.7) | 4.5 (1.0 - 6.3) | 5.3 (1.0 - 6.5) | 4.5 (1.0 - 6.9) | 6.0 (1.0 - 7.5) | 6.8 (1.0 - 7.8) |
| Power Consumption | Cooling | kW | 0.52 (0.32 - 1.60) | 0.80 (0.34 - 2.10) | 0.96 (0.34 - 2.30) | 0.72 (0.32 - 1.65) | 1.02 (0.43 - 2.15) |
| | Heating | | | | | | |
| EER | Cooling | | 5.77 | 5.00 | 4.69 | 5.56 | 4.90 |
| COP | Heating | | 5.41 | 5.42 | 5.00 | 5.56 | 5.17 |
| Max. running current | A | | 14 | 14 | 14 | 15 | 15 |
| Sound power level | Cooling | dB(A) | 62 | 62 | 63 | 62 | 62 |
| | Heating | | | | | | |
| Sound pressure level | Cooling | dB(A) | 49 | 49 | 50 | 49 | 49 |
| | Heating | | | | | | |
| Air flow | Cooling | m ³ /min | 32.5 | 32.5 | 32.5 | 41.0 | 41.0 |
| | Heating | | | | | | |
| Exterior dimensions (Height x Width x Depth) | mm | 595 x 780(+90) x 290 | | | 640 x 850(+65) x 290 | | |
| Net weight | kg | 35.5 | 40.0 | | 42.5 | 48.5 | |
| Refrigerant | Type/GWP | R32 / 675 | | | | | |
| | Charge | kg/TCO ₂ Eq | 1.25 / 0.843 | | 1.4 / 0.945 | | 1.6 / 1.08 |
| Refrigerant piping size | Liquid | ø mm | 6.35(1/4") x 2 | | | 6.35(1/4") x 3 | |
| | Gas | | 9.52(3/8") x 2 | | | 9.52(3/8") x 3 | |
| Outdoor operating temperature range | Cooling | °CDB | -15 to 46 | | | | |
| | Heating | | -15 to 24 | | | | |
| Number of Connectable indoor units | | 2 | 2 | 2 | Min.2-Max.3 | Min.2-Max.3 | Min.2-Max.3 |
| Total indoor units capacity | kW | 3.0-5.0 | 4.0-6.0 | 4.5-7.0 | 4.0-7.0 | 5.0-8.5 | 6.0-11.0 |

| Item | Model | For four rooms | | For five rooms | |
|--|----------|--------------------------|--------------------|----------------------|--------------------|
| | | SCM71ZS-W | SCM80ZS-W | SCM100ZS-W | |
| Power Source | | 1Phase, 220 - 240V, 50Hz | | | |
| Nominal cooling capacity (Min-Max) | kW | 7.1 (1.8 - 8.8) | | 8.0 (1.8 - 9.2) | |
| Nominal heating capacity (Min-Max) | kW | 8.6 (1.1 - 9.4) | | 9.3 (1.1 - 9.8) | |
| Power Consumption | Cooling | kW | 1.42 (0.48 - 2.75) | | 1.70 (0.48 - 2.83) |
| | Heating | | 1.75 (0.35 - 3.00) | | 1.95 (0.35 - 3.12) |
| EER | Cooling | | 5.00 | | 4.71 |
| COP | Heating | | 4.91 | | 4.77 |
| Max. running current | A | 20 | | 20 | |
| Sound power level | Cooling | dB(A) | 63 | | 66 |
| | Heating | | 67 | | 67 |
| Sound pressure level | Cooling | dB(A) | 50 | | 54 |
| | Heating | | 54 | | 54 |
| Air flow | Cooling | m ³ /min | 50.0 | | 56.0 |
| | Heating | | 56.0 | | 56.0 |
| Exterior dimensions (Height x Width x Depth) | mm | 750 x 880(+73) x 340 | | 945 x 970(+73) x 370 | |
| Net weight | kg | 61.0 | | 73.0 | |
| Refrigerant | Type/GWP | R32 / 675 | | | |
| | Charge | kg/TCO ₂ Eq | 2.55 / 1.721 | | 2.98 / 2.012 |
| Refrigerant piping size | Liquid | ø mm | 6.35(1/4") x 4 | | 6.35(1/4") x 5 |
| | Gas | | 9.52(3/8") x 4 | | 9.52(3/8") x 5 |
| Outdoor operating temperature range | Cooling | °CDB | -15 to 46 | | |
| | Heating | | -15 to 24 | | |
| Number of Connectable indoor units | | Min.2-Max.4 | | Min.2-Max.4 | |
| Total indoor units capacity | kW | 7.0-12.5 | | 8.0-13.5 | |

• The data are measured under the following conditions(ISO-T1, H1). Cooling: Indoor temp. of 27°CDB, 19°CWB, and outdoor temp. of 35°CDB. Heating: Indoor temp. of 20°CDB, and outdoor temp. of 7°CDB, 6°CWB.

• Sound level Indicates the value in an anechoic chamber. During operation these values are somewhat higher due to ambient conditions.

• 'tonne(s) of CO₂ equivalent' means a quantity of greenhouse gases- expressed as the product of the weight of the greenhouse gases in metric tonnes and of their global warming potential.

* Only the following combinations are possible. The total connecting capacity of indoor units should be between 90 - 160.

[2 indoor units can be connectable]

- Includes 1 or more SRK-ZR
- SRK-ZSX x 2
- SRK-ZSX + FDE50
- SRK-ZSX + SRF35,50
- FDE50 + SRF50

[5 indoor unit can be connectable]

Only the following A and B combinations are possible.

A. The total number of (SRK-ZSX, SRF 35,50, FDE 50) is 4 or less.

5 units can be connected by connecting other indoor units.

Example: ZSX x 4 + ZS x 1 are possible.

B. When connecting 146 - 160, the following combinations are not applicable.

Indoor unit combination: Total 151(20+20+20+20+71), Total 160(20+20+20+20+80),

Total 156 (20+20+20+25+71), Total 160 (20+20+20+50+50).

[3 or 4 indoor unit can be connectable]

- No limitation



MULTI-SPLIT SYSTEM

Outdoor Units

Powerful, efficient and silent outdoor units are available in 8 sizes and able to combine up to 6 indoor units.

SCM40,45ZS-S



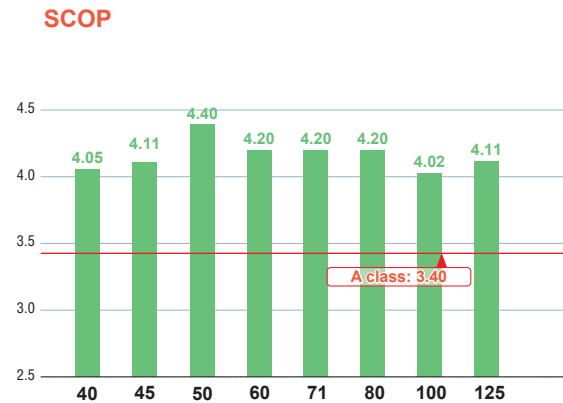
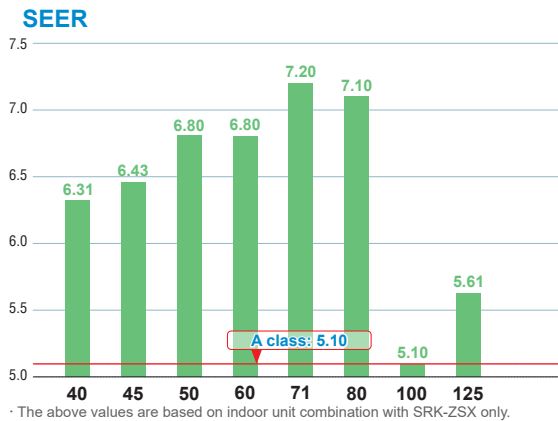
SCM71,80ZM-S1



SCM50ZS-S1
SCM60ZM-S1



SCM100,125ZM-S



Comfort

By the application of the Twin Rotary compressor, the outdoor units have low noise levels.

All the units also operate in heating and cooling mode with an outdoor temperature limit of -15°C.

Silent operation is in SCM50, 60, 71, 80 type.

Installation Flexibility

With a generous maximum piping length of 90m*, you are given greater freedom to decide where the indoor units will be installed to optimise interior space and convenience.

| | SCM40/ 45ZS-S | SCM50ZS-S1/ SCM60ZM-S1 | SCM71/ 80ZM-S1 | SCM100/ 125ZM-S |
|---------------------------------------|--|---------------------------|-------------------|--------------------|
| length for one indoor unit | under 25m | under 25m | under 25m | under 25m |
| total length for all rooms | under 30m | under 40m | under 70m | under 90m* |
| height difference | Outdoor unit is higher | under 15m | under 20m | under 20m |
| | Outdoor unit is lower | under 15m | under 20m | under 20m |
| | Max height difference between indoor units | under 25m | under 25m | under 25m |
| length of chargeless refrigerant pipe | 30m | 40m | 40m | 50m |

SPECIFICATIONS

| Item | Model | For two rooms | | For three rooms | |
|--|----------|--------------------------|--------------------|----------------------|--------------------|
| | | SCM40ZS-S | SCM45ZS-S | SCM50ZS-S1 | SCM60ZM-S1 |
| Power Source | | 1Phase, 220 - 240V, 50Hz | | | |
| Nominal cooling capacity (Min-Max) | kW | 4.0 (1.5 - 5.9) | 4.5 (1.5 - 6.4) | 5.0 (1.8 - 7.1) | 6.0 (1.8 - 7.5) |
| Nominal heating capacity (Min-Max) | kW | 4.5 (1.3 - 6.3) | 5.3 (1.3 - 6.5) | 6.0 (1.4 - 7.5) | 6.8 (1.5 - 7.8) |
| Power Consumption | Cooling | 0.84 (0.59 - 2.13) | 1.04 (0.59 - 2.30) | 1.05 (0.60 - 2.15) | 1.43 (0.50 - 2.39) |
| | Heating | 0.90 (0.54 - 1.70) | 1.15 (0.54 - 1.92) | 1.21 (0.55 - 2.58) | 1.45 (0.60 - 3.00) |
| EER | Cooling | 4.76 | 4.33 | 4.76 | 4.20 |
| COP | Heating | 5.00 | 4.61 | 4.96 | 4.69 |
| Max. running current | A | 14 | 14 | 14 | 17 |
| Sound power level | Cooling | 62 | 62 | 61 | 63 |
| | Heating | 64 | 64 | 63 | 65 |
| Sound pressure level | Cooling | 48 | 49 | 48 | 50 |
| | Heating | 50 | 51 | 50 | 52 |
| Air flow | Cooling | 32.5 | 32.5 | 41.0 | 42.0 |
| | Heating | 32.5 | 32.5 | 41.0 | 42.0 |
| Exterior dimensions (Height x Width x Depth) | mm | 595 x 780(+90) x 290 | | 640 x 850(+65) x 290 | |
| Net weight | kg | 42.0 | | 49.0 | 49.5 |
| Refrigerant | Type/GWP | R410A / 2088 | | | |
| | Charge | 1.9 / 3.967 | | 2.5 / 5.22 | |
| Refrigerant piping size | Liquid | 6.35(1/4") x2 | | 6.35(1/4") x3 | |
| | Gas | 9.52(3/8") x2 | | 9.52(3/8") x3 | |
| Outdoor operating temperature range | Cooling | -15 to 43 | | | |
| | Heating | -15 to 24 | | | |
| Number of Connectable indoor units | | 2 | 2 | Min.2-Max.3 | Min.2-Max.3 |
| Total indoor units capacity | kW | 6.0 | 7.0 | 8.5 | 11.0 |

| Item | Model | For four rooms | | For five/six rooms | |
|--|----------|--------------------------|--------------------|----------------------|--------------------|
| | | SCM71ZM-S1 | SCM80ZM-S1 | SCM100ZM-S | SCM125ZM-S |
| Power Source | | 1Phase, 220 - 240V, 50Hz | | | |
| Nominal cooling capacity (Min-Max) | kW | 7.1 (1.8 - 8.8) | 8.0 (1.8 - 9.2) | 10.0 (1.8 - 12.0) | 12.5 (1.8 - 14.0) |
| Nominal heating capacity (Min-Max) | kW | 8.6 (1.5 - 9.4) | 9.3 (1.5 - 9.8) | 12.0 (1.5 - 13.5) | 13.5 (1.5 - 14.0) |
| Power Consumption | Cooling | 1.58 (0.48 - 2.75) | 1.95 (0.48 - 2.83) | 2.86 (0.65 - 4.03) | 3.90 (0.65 - 4.80) |
| | Heating | 2.00 (0.60 - 3.35) | 2.26 (0.60 - 3.43) | 2.93 (0.70 - 3.40) | 3.25 (0.70 - 3.42) |
| EER | Cooling | 4.49 | 4.10 | 3.50 | 3.21 |
| COP | Heating | 4.30 | 4.12 | 4.10 | 4.15 |
| Max. running current | A | 20 | 20 | 29 | 29 |
| Sound power level | Cooling | 63 | 66 | 68 | 69 |
| | Heating | 66 | 66 | 71 | 72 |
| Sound pressure level | Cooling | 50 | 54 | 56 | 57 |
| | Heating | 54 | 54 | 59 | 60 |
| Air flow | Cooling | 50.0 | 56.0 | 75.0 | 75.0 |
| | Heating | 56.0 | 56.0 | 75.0 | 82.0 |
| Exterior dimensions (Height x Width x Depth) | mm | 750 x 880(+73) x 340 | | 945 x 970(+73) x 370 | |
| Net weight | kg | 62.0 | | 92.0 | |
| Refrigerant | Type/GWP | R410A / 2088 | | | |
| | Charge | 3.15 / 6.577 | | 6.0 / 12.528 | |
| Refrigerant piping size | Liquid | 6.35(1/4") x4 | | 6.35(1/4") x5 | 6.35(1/4") x6 |
| | Gas | 9.52(3/8") x4 | | 9.52(3/8") x5 | 9.52(3/8") x6 |
| Outdoor operating temperature range | Cooling | -15 to 43 | | | |
| | Heating | -15 to 24 | | | |
| Number of Connectable indoor units | | Min.2-Max.4 | Min.2-Max.4 | Min.4*-Max.5 | Min.4*-Max.6 |
| Total indoor units capacity | kW | 12.5 | 13.5 | 16.0 | 19.5 |

- The data are measured under the following conditions(ISO-T1, H1). Cooling: Indoor temp. of 27°CDB, 19°CWB, and outdoor temp. of 35°CDB. Heating: Indoor temp. of 20°CDB, and outdoor temp. of 7°CDB, 6°CWB.
- Sound level Indicates the value in an anechoic chamber. During operation these values are somewhat higher due to ambient conditions.
- 'tonne(s) of CO₂ equivalent' means a quantity of greenhouse gases- expressed as the product of the weight of the greenhouse gases in metric tonnes and of their global warming potential.

* In case of SRK71ZR+SRK71ZR, 2 Indoor units can be connectable. In case of the combination with SRK-ZSX, SRK71ZR & FDE50VH, only 3 indoor units can be connectable. The total connecting capacity of indoor units should be between 100 -160. (SCM100ZM-S, SCM125ZM-S)



MULTI-SPLIT SYSTEM

INDOOR UNITS SPECIFICATION FOR MULTI COMBINATIONS

Diamond Series Wall Mounted

SRK-ZSX



| Item | Model | SRK20ZSX-WF*, -W | SRK25ZSX-WF*, -W | SRK35ZSX-WF*, -W | SRK50ZSX-WF*, -W | SRK60ZSX-WF*, -W |
|--|-----------------------|---|-------------------------|-------------------------|-------------------------|--------------------------|
| Nominal cooling capacity | kW | 2.0 | 2.5 | 3.5 | 5.0 | 6.0 |
| Nominal heating capacity | kW | 3.0 | 3.4 | 4.5 | 5.8 | 6.8 |
| Sound power level | Cooling | 53 | 55 | 58 | 59 | 62 |
| | Heating | 55 | 56 | 58 | 62 | 63 |
| Sound pressure level | Cooling(Hi/Me/Lo/Ulo) | 38 / 31 / 24 / 19 | 39 / 33 / 25 / 19 | 43 / 35 / 26 / 19 | 44 / 39 / 31 / 22 | 48 / 41 / 33 / 22 |
| | Heating(Hi/Me/Lo/Ulo) | 38 / 33 / 25 / 19 | 40 / 34 / 27 / 19 | 42 / 35 / 28 / 19 | 47 / 41 / 33 / 23 | 47 / 42 / 34 / 23 |
| Air flow | Cooling(Hi/Me/Lo/Ulo) | 11.3 / 9.1 / 6.0 / 5.0 | 12.2 / 10.0 / 6.7 / 5.0 | 13.1 / 10.8 / 7.3 / 5.0 | 14.3 / 12.4 / 7.8 / 5.4 | 16.3 / 13.4 / 8.9 / 5.4 |
| | Heating(Hi/Me/Lo/Ulo) | 12.2 / 10.3 / 7.2 / 5.4 | 12.8 / 11.0 / 7.8 / 5.4 | 13.9 / 11.8 / 8.6 / 5.4 | 17.3 / 14.3 / 9.8 / 6.2 | 17.8 / 13.7 / 10.9 / 6.2 |
| Exterior dimensions (Height x Width x Depth) | mm | 305 x 920 x 220 | | | | |
| Net weight | kg | 13.0 | | | | |
| Refrigerant piping size | Liquid / Gas | 6.35(1/4") / 9.52(3/8") | | | 6.35(1/4") / 12.7(1/2") | |
| Clean filter | | Allergen Clear Filter x1, Photocatalytic Washable Deodorising Filter x1 | | | | |

* Colour variation available [-WFB] [-WFT]

Diamond Series Wall Mounted

SRK-ZR



| Item | Model | SRK71ZR-WF, -W | SRK80ZR-WF, -W |
|--|-----------------------|---|---------------------------|
| Nominal cooling capacity | kW | 7.1 | 8.0 |
| Nominal heating capacity | kW | 8.0 | 9.0 |
| Sound power level | Cooling | 57 | 60 |
| | Heating | 60 | 62 |
| Sound pressure level | Cooling(Hi/Me/Lo/Ulo) | 44 / 41 / 37 / 25 | 47 / 44 / 39 / 26 |
| | Heating(Hi/Me/Lo/Ulo) | 46 / 39 / 35 / 28 | 47 / 41 / 36 / 29 |
| Air flow | Cooling(Hi/Me/Lo/Ulo) | 20.5 / 18.6 / 16.2 / 10.4 | 23.5 / 20.2 / 17.5 / 10.4 |
| | Heating(Hi/Me/Lo/Ulo) | 25.0 / 19.8 / 17.3 / 13.3 | 26.5 / 21.3 / 18.4 / 13.5 |
| Exterior dimensions (Height x Width x Depth) | mm | 339 x 1197 x 262 | |
| Net weight | kg | 15.5 | 16.5 |
| Refrigerant piping size | Liquid / Gas | 6.35 (1/4") / 15.88 (5/8") | |
| Clean filter | | Allergen Clear Filter x1, Photocatalytic Washable Deodorising Filter x1 | |

* Colour variation available [-WFB] [-WFT]

Premium Series Wall Mounted

SRK-ZS



| Item | Model | SRK15ZS-WF* | SRK20ZS-WF*, -W | SRK25ZS-WF*, -W | SRK35ZS-WF*, -W | SRK50ZS-WF*, -W |
|--|-----------------------|---|------------------------|------------------------|-------------------------|-------------------------|
| Nominal cooling capacity | kW | 1.5 | 2.0 | 2.5 | 3.5 | 5.0 |
| Nominal heating capacity | kW | 2.0 | 3.0 | 3.4 | 4.5 | 5.8 |
| Sound power level | Cooling | 48 | 48 | 50 | 54 | 59 |
| | Heating | 50 | 50 | 53 | 56 | 60 |
| Sound pressure level | Cooling(Hi/Me/Lo/Ulo) | 34 / 25 / 22 / 19 | 34 / 25 / 22 / 19 | 36 / 28 / 23 / 19 | 40 / 30 / 26 / 19 | 46 / 36 / 29 / 22 |
| | Heating(Hi/Me/Lo/Ulo) | 36 / 29 / 23 / 19 | 36 / 29 / 23 / 19 | 39 / 30 / 24 / 19 | 41 / 36 / 25 / 19 | 46 / 37 / 31 / 24 |
| Air flow | Cooling(Hi/Me/Lo/Ulo) | 9.3 / 7.0 / 5.9 / 5.0 | 9.3 / 7.0 / 5.9 / 5.0 | 9.9 / 8.0 / 5.9 / 5.0 | 11.3 / 8.7 / 7.0 / 5.0 | 12.1 / 9.9 / 7.4 / 5.9 |
| | Heating(Hi/Me/Lo/Ulo) | 10.0 / 8.5 / 6.5 / 5.9 | 10.0 / 8.5 / 6.5 / 5.9 | 11.3 / 8.7 / 6.7 / 5.9 | 12.3 / 11.0 / 7.0 / 5.6 | 13.9 / 11.2 / 9.1 / 7.4 |
| Exterior dimensions (Height x Width x Depth) | mm | 290 x 870 x 230 | | | | |
| Net weight | kg | 9.5 | | | | |
| Refrigerant piping size | Liquid / Gas | 6.35(1/4") / 9.52(3/8") | | | 6.35(1/4") / 12.7(1/2") | |
| Clean filter | | Allergen Clear Filter x1, Photocatalytic Washable Deodorising Filter x1 | | | | |

* Colour variation available [-WFB] [-WFT]

Standard Series Wall Mounted

SKM-ZSP



| Item | Model | SKM15ZSP-W | SKM20ZSP-W | SKM25ZSP-W | SKM35ZSP-W |
|--|-----------------------|-------------------------|-----------------|-----------------|-----------------|
| Nominal cooling capacity | kW | 1.5 | 2.0 | 2.5 | 3.5 |
| Nominal heating capacity | kW | 2.0 | 3.0 | 3.4 | 4.5 |
| Sound power level | Cooling | 57 | 57 | 57 | 58 |
| | Heating | 56 | 56 | 56 | 58 |
| Sound pressure level | Cooling(Hi/Me/Lo/Ulo) | 42 / 35 / 22 | 42 / 35 / 22 | 43 / 36 / 23 | 44 / 37 / 25 |
| | Heating(Hi/Me/Lo/Ulo) | 41 / 36 / 26 | 41 / 36 / 26 | 41 / 36 / 27 | 42 / 37 / 30 |
| Air flow | Cooling(Hi/Me/Lo/Ulo) | 8.5 / 7.0 / 5.0 | 8.5 / 7.0 / 5.0 | 8.5 / 7.0 / 5.0 | 9.0 / 7.5 / 5.0 |
| | Heating(Hi/Me/Lo/Ulo) | 8.0 / 7.0 / 5.5 | 8.0 / 7.0 / 5.5 | 8.0 / 7.0 / 5.5 | 8.5 / 7.0 / 6.0 |
| Exterior dimensions (Height x Width x Depth) | mm | 267 x 783 x 210 | | | |
| Net weight | kg | 7.5 | | | |
| Refrigerant piping size | Liquid / Gas | 6.35(1/4") / 9.52(3/8") | | | |
| Clean filter | | - | | | |

NOTES

- The data are measured under the following conditions (ISO-T1, H1). Cooling: Indoor temp. of 27°CDB, 19°CWB, and outdoor temp. of 35°CDB. Heating: Indoor temp. of 20°CDB, and outdoor temp. of 7°CDB, 6°CWB.
- Sound level the value in an anechoic chamber. During operation these values are somewhat higher due to ambient conditions.

Floor Standing


SRF-ZS/ZSX



| Item | Model | SRF25ZS-W | SRF35ZS-W | SRF50ZSX-W |
|--|-----------------------|---|------------------------|-------------------------|
| Nominal cooling capacity | kW | 2.5 | 3.5 | 5.0 |
| Nominal heating capacity | kW | 3.4 | 4.5 | 5.8 |
| Sound power level | Cooling | 50 | 51 | 58 |
| | Heating | 51 | 52 | 58 |
| Sound pressure level | Cooling(Hi/Me/Lo/Ulo) | 38 / 32 / 29 / 25 | 40 / 35 / 33 / 29 | 46 / 38 / 33 / 28 |
| | Heating(Hi/Me/Lo/Ulo) | 39 / 35 / 33 / 29 | 41 / 36 / 35 / 33 | 46 / 41 / 38 / 32 |
| Air flow | Cooling(Hi/Me/Lo/Ulo) | 9.0 / 7.6 / 6.7 / 5.8 | 9.2 / 7.8 / 7.3 / 6.4 | 11.5 / 9.6 / 7.4 / 6.6 |
| | Heating(Hi/Me/Lo/Ulo) | 10.5 / 8.2 / 7.7 / 6.6 | 10.7 / 8.3 / 8.1 / 7.4 | 12.0 / 10.0 / 9.4 / 7.6 |
| Exterior dimensions (Height x Width x Depth) | mm | 600 x 860 x 238 | | |
| Net weight | kg | 18.0 | | |
| Refrigerant piping size | Liquid / Gas | 6.35(1/4") / 9.52(3/8") | | |
| Clean filter | | Allergen Clear Filter x1, Photocatalytic Washable Deodorising Filter x1 | | |

Ceiling Concealed

SRR-ZS



| Item | Model | SRR25ZS-W | SRR35ZS-W | SRR50ZS-W | SRR60ZS-W |
|--|-----------------------|--|------------------------|--------------------------|--------------------------|
| Nominal cooling capacity | kW | 2.5 | 3.5 | 5.0 | 6.0 |
| Nominal heating capacity | kW | 3.4 | 4.5 | 5.8 | 6.8 |
| Sound power level | Cooling | 56 | 57 | 59 | 60 |
| | Heating | 59 | 60 | 61 | 63 |
| Sound pressure level | Cooling(Hi/Me/Lo/Ulo) | 37 / 33 / 30 / 24 | 38 / 34 / 31 / 25 | 41 / 37 / 34 / 29 | 44 / 38 / 35 / 30 |
| | Heating(Hi/Me/Lo/Ulo) | 40 / 37 / 34 / 28 | 42 / 38 / 35 / 29 | 43 / 39 / 37 / 32 | 45 / 41 / 38 / 33 |
| Air flow | Cooling(Hi/Me/Lo/Ulo) | 9.5 / 8.0 / 6.5 / 4.5 | 10.0 / 8.5 / 7.0 / 5.0 | 13.5 / 11.0 / 10.0 / 7.5 | 14.5 / 11.5 / 10.5 / 8.0 |
| | Heating(Hi/Me/Lo/Ulo) | 10.0 / 9.0 / 8.0 / 6.0 | 10.5 / 9.5 / 8.5 / 6.5 | 14.0 / 12.5 / 11.0 / 8.5 | 15.0 / 13.0 / 11.5 / 9.0 |
| External static pressure | Pa | Standard : 5*1 (Initial static pressure with air filter : 5Pa) | | | |
| Exterior dimensions (Height x Width x Depth) | mm | 200 x 750 x 500 | | 200 x 950 x 500 | |
| Net weight | kg | 20.5 | | 24.0 | |
| Refrigerant piping size | Liquid / Gas | 6.35(1/4") / 9.52(3/8") | | 6.35(1/4") / 12.7(1/2") | |
| Bottom air inlet kit (option) | | UT-BAT1EF | | UT-BAT2EF | |

*1 The maximum external static pressure can be used up to 35Pa(25*35ZS), 50Pa(50*60ZS), but the airflow will be reduced.

4way Ceiling Cassette(600x600mm)


FDTC-VH



| Item | Model | FDTC25VH1 | FDTC35VH1 | FDTC50VH | FDTC60VH |
|--|-----------------------|--|------------------------|-------------------------|--------------------------|
| Nominal cooling capacity | kW | 2.5 | 3.5 | 5.0 | 6.0 |
| Nominal heating capacity | kW | 3.4 | 4.5 | 5.8 | 6.8 |
| Sound power level | Cooling | 51 | 52 | 59 | 60 |
| | Heating | 52 | 53 | 59 | 60 |
| Sound pressure level | Cooling(Hi/Me/Lo/Ulo) | 38 / 34 / 30 / 27 | 39 / 36 / 32 / 29 | 44 / 40 / 35 / 27 | 46 / 42 / 38 / 31 |
| | Heating(Hi/Me/Lo/Ulo) | 39 / 36 / 32 / 28 | 41 / 38 / 34 / 30 | 44 / 40 / 35 / 27 | 46 / 42 / 38 / 31 |
| Air flow | Cooling(Hi/Me/Lo/Ulo) | 8.5 / 7.5 / 7.0 / 6.0 | 9.0 / 8.0 / 7.5 / 6.5 | 13.0 / 11.0 / 9.0 / 7.0 | 14.0 / 12.0 / 10.0 / 8.0 |
| | Heating(Hi/Me/Lo/Ulo) | 9.5 / 8.5 / 7.5 / 6.5 | 10.0 / 9.0 / 8.0 / 7.0 | 13.0 / 11.0 / 9.0 / 7.0 | 14.0 / 12.0 / 10.0 / 8.0 |
| Exterior dimensions (Height x Width x Depth) | mm | Unit : 248 x 570 x 570 | | Panel : 10 x 620 x 620 | |
| Net weight | kg | 16.5 (Unit : 14 Panel : 2.5) | | | |
| Refrigerant piping size | Liquid / Gas | 6.35(1/4") / 9.52(3/8") | | 6.35(1/4") / 12.7(1/2") | |
| Panel | | Standard Panel : TC-PSA-5AW-E(Honeycomb), TC-PSAG-5AW-E(Grid) Draft Prevention Panel : TC-PSAE-5AW-E(Honeycomb), TC-PSAGE-5AW-E(Grid) | | | |

Duct Connected-Low/Middle Static Pressure / Ceiling Suspended

FDUM-VH / FDE-VH



| Item | Model | FDUM50VH | FDE50VH |
|--|-----------------------|--------------------------------|----------------------------------|
| Nominal cooling capacity | kW | 5.0 | 5.0 |
| Nominal heating capacity | kW | 5.8 | 5.8 |
| Sound power level | Cooling | 60 | 60 |
| | Heating | 60 | 60 |
| Sound pressure level | Cooling(Hi/Me/Lo/Ulo) | 37 / 32 / 29 / 26 | 46 / 38 / 36 / 31 |
| | Heating(Hi/Me/Lo/Ulo) | 37 / 32 / 29 / 26 | 46 / 38 / 36 / 31 |
| Air flow | Cooling(Hi/Me/Lo/Ulo) | 13.0 / 10.0 / 9.0 / 8.0 | 13.0 / 10.0 / 9.0 / 7.0 |
| | Heating(Hi/Me/Lo/Ulo) | 13.0 / 10.0 / 9.0 / 8.0 | 13.0 / 10.0 / 9.0 / 7.0 |
| Available external static pressure | Pa | Standard : 35 Max : 100 | - |
| Exterior dimensions (Height x Width x Depth) | mm | 280 x 750 x 635 | 210 x 1070 x 690 |
| Net weight | kg | 29.0 | 28.0 |
| Refrigerant piping size | Liquid / Gas | 6.35(1/4") / 12.7(1/2") | |
| Air filter | | Filter KIT : UM-FL1EF (option) | Pocket Plastic net (Washable) x2 |



MULTI-SPLIT SYSTEM

TABLE OF INDOOR UNIT COMBINATIONS

- The combinations of the indoor units is indicated by numbers. They are read as follows.
(Example) SRK15ZS-W → 15 SRK20ZS-W → 20 SRK25ZSX-W → 25
- The capacity of the indoor units is shown by rooms. If this exceeds the maximum capacity of the outdoor unit, the demand capacity will be proportionally distributed.
- If units are to be combined, use the table below to make the proper selection.

SCM30ZS-W Table of Indoor unit combination only with SRK-ZS, SKM-ZSP type

| Indoor unit combination | | Heating capacity (kW) | | | | | Power consumption(W) | | | Standard current(A) | | | |
|-------------------------|----------|-----------------------|------|----------------|----------|------|----------------------|----------|------|---------------------|------|------|-----|
| | | Room heating capacity | | Total capacity | | | Min. | Standard | Max. | 220V | 230V | 240V | |
| | | A | B | Min. | Standard | Max. | | | | | | | |
| Heating operation | 1*1 room | 15 | 2.0 | - | 1.0 | 2.0 | 3.2 | 250 | 510 | 940 | 2.4 | 2.3 | 2.2 |
| | | 20 | 3.0 | - | 1.0 | 3.0 | 4.3 | 250 | 780 | 1260 | 3.7 | 3.6 | 3.4 |
| | | 25 | 3.4 | - | 1.0 | 3.4 | 4.5 | 250 | 910 | 1310 | 4.4 | 4.2 | 4.0 |
| | 2*2 room | 15 + 15 | 2.00 | 2.00 | 1.1 | 4.0 | 5.7 | 250 | 740 | 1490 | 3.5 | 3.4 | 3.2 |
| | | 15 + 20 | 1.71 | 2.29 | 1.1 | 4.0 | 5.7 | 250 | 740 | 1490 | 3.5 | 3.4 | 3.2 |
| | | 15 + 25 | 1.50 | 2.50 | 1.1 | 4.0 | 5.7 | 250 | 740 | 1490 | 3.5 | 3.4 | 3.2 |
| 20 + 20 | | 2.00 | 2.00 | 1.1 | 4.0 | 5.7 | 250 | 740 | 1490 | 3.5 | 3.4 | 3.2 | |
| 20 + 25 | | 1.78 | 2.22 | 1.1 | 4.0 | 5.7 | 250 | 740 | 1490 | 3.5 | 3.4 | 3.2 | |
| 25 + 25 | | 2.00 | 2.00 | 1.1 | 4.0 | 5.7 | 250 | 740 | 1490 | 3.5 | 3.4 | 3.2 | |

The values are for 1 indoor unit (*1) and 2 indoor units (*2) operation.
The same hereinafter.

| Indoor unit combination | | Cooling capacity (kW) | | | | | Power consumption(W) | | | Standard current(A) | | | |
|-------------------------|--------|-----------------------|------|----------------|----------|------|----------------------|----------|------|---------------------|------|------|-----|
| | | Room cooling capacity | | Total capacity | | | Min. | Standard | Max. | 220V | 230V | 240V | |
| | | A | B | Min. | Standard | Max. | | | | | | | |
| Cooling operation | 1 room | 15 | 1.50 | - | 1.4 | 1.5 | 2.2 | 320 | 350 | 710 | 1.8 | 1.7 | 1.6 |
| | | 20 | 2.00 | - | 1.4 | 2.0 | 2.9 | 320 | 510 | 930 | 2.6 | 2.5 | 2.4 |
| | | 25 | 2.50 | - | 1.4 | 2.5 | 3.1 | 320 | 710 | 990 | 3.6 | 3.5 | 3.3 |
| | 2 room | 15 + 15 | 1.50 | 1.50 | 1.6 | 3.0 | 4.4 | 320 | 520 | 1280 | 2.7 | 2.5 | 2.4 |
| | | 15 + 20 | 1.29 | 1.71 | 1.6 | 3.0 | 4.9 | 320 | 520 | 1520 | 2.7 | 2.5 | 2.4 |
| | | 15 + 25 | 1.13 | 1.88 | 1.6 | 3.0 | 5.0 | 320 | 520 | 1600 | 2.7 | 2.5 | 2.4 |
| | | 20 + 20 | 1.50 | 1.50 | 1.6 | 3.0 | 5.0 | 320 | 520 | 1600 | 2.7 | 2.5 | 2.4 |
| | | 20 + 25 | 1.33 | 1.67 | 1.6 | 3.0 | 5.0 | 320 | 520 | 1600 | 2.7 | 2.5 | 2.4 |
| | | 25 + 25 | 1.50 | 1.50 | 1.6 | 3.0 | 5.0 | 320 | 520 | 1600 | 2.7 | 2.5 | 2.4 |

SCM40ZS-W Table of Indoor unit combination only with SRK-ZSX type

| Indoor unit combination | | Heating capacity (kW) | | | | | Power consumption(W) | | | Standard current(A) | | | |
|-------------------------|----------|-----------------------|------|----------------|----------|------|----------------------|----------|------|---------------------|------|------|-----|
| | | Room heating capacity | | Total capacity | | | Min. | Standard | Max. | 220V | 230V | 240V | |
| | | A | B | Min. | Standard | Max. | | | | | | | |
| Heating operation | 1*1 room | 20 | 3.00 | - | 1.0 | 3.0 | 4.5 | 250 | 680 | 1140 | 3.2 | 3.1 | 3.0 |
| | | 25 | 3.40 | - | 1.0 | 3.4 | 4.9 | 250 | 790 | 1270 | 3.7 | 3.5 | 3.4 |
| | | 35 | 4.50 | - | 1.0 | 4.5 | 5.4 | 250 | 1140 | 1470 | 5.3 | 5.1 | 4.8 |
| | 2*2 room | 20 + 20 | 2.25 | 2.25 | 1.2 | 4.5 | 6.3 | 250 | 830 | 1480 | 3.8 | 3.7 | 3.5 |
| | | 20 + 25 | 2.00 | 2.50 | 1.2 | 4.5 | 6.3 | 250 | 830 | 1480 | 3.8 | 3.7 | 3.5 |
| | | 20 + 35 | 1.64 | 2.86 | 1.2 | 4.5 | 6.3 | 250 | 830 | 1480 | 3.8 | 3.7 | 3.5 |
| 2*2 room | 25 + 25 | 2.25 | 2.25 | 1.2 | 4.5 | 6.3 | 250 | 830 | 1480 | 3.8 | 3.7 | 3.5 | |
| | 25 + 35 | 1.88 | 2.63 | 1.2 | 4.5 | 6.3 | 250 | 830 | 1480 | 3.8 | 3.7 | 3.5 | |

| Indoor unit combination | | Cooling capacity (kW) | | | | | Power consumption(W) | | | Standard current(A) | | | |
|-------------------------|---------|-----------------------|------|----------------|----------|------|----------------------|----------|------|---------------------|------|------|-----|
| | | Room cooling capacity | | Total capacity | | | Min. | Standard | Max. | 220V | 230V | 240V | |
| | | A | B | Min. | Standard | Max. | | | | | | | |
| Cooling operation | 1 room | 20 | 2.00 | - | 1.5 | 2.0 | 3.4 | 340 | 430 | 930 | 2.2 | 2.1 | 2.0 |
| | | 25 | 2.50 | - | 1.5 | 2.5 | 3.8 | 340 | 600 | 1110 | 3.0 | 2.9 | 2.8 |
| | | 35 | 3.50 | - | 1.5 | 3.5 | 4.5 | 340 | 1000 | 1470 | 4.7 | 4.5 | 4.3 |
| | 2 room | 20 + 20 | 2.00 | 2.00 | 1.7 | 4.0 | 5.9 | 340 | 800 | 2100 | 3.7 | 3.5 | 3.4 |
| | | 20 + 25 | 1.78 | 2.22 | 1.7 | 4.0 | 5.9 | 340 | 800 | 2100 | 3.7 | 3.5 | 3.4 |
| | | 20 + 35 | 1.45 | 2.55 | 1.7 | 4.0 | 5.9 | 340 | 800 | 2100 | 3.7 | 3.5 | 3.4 |
| 2 room | 25 + 25 | 2.00 | 2.00 | 1.7 | 4.0 | 5.9 | 340 | 800 | 2100 | 3.7 | 3.5 | 3.4 | |
| | 25 + 35 | 1.67 | 2.33 | 1.7 | 4.0 | 5.9 | 340 | 800 | 2100 | 3.7 | 3.5 | 3.4 | |

COMBINATIONS

SCM40ZS-W Table of Indoor unit combination with other indoor unit

| Indoor unit combination | | | Heating capacity (kW) | | | | | Power consumption(W) | | | Standard current(A) | | |
|-------------------------|---------|---------|-----------------------|------|----------------|----------|------|----------------------|----------|------|---------------------|------|------|
| | | | Room heating capacity | | Total capacity | | | Min. | Standard | Max. | 220V | 230V | 240V |
| | | | A | B | Min. | Standard | Max. | | | | | | |
| Heating operation | 1 room | 20 | 3.00 | - | 1.0 | 3.0 | 3.5 | 250 | 780 | 940 | 3.8 | 3.6 | 3.5 |
| | | 25 | 3.40 | - | 1.0 | 3.4 | 4.0 | 250 | 910 | 1120 | 4.4 | 4.2 | 4.1 |
| | | 35 | 4.50 | - | 1.0 | 4.5 | 4.8 | 250 | 1310 | 1350 | 6.4 | 6.1 | 5.9 |
| | 2 room | 20 + 20 | 2.25 | 2.25 | 1.2 | 4.5 | 5.5 | 250 | 990 | 1270 | 4.8 | 4.6 | 4.4 |
| | | 20 + 25 | 2.00 | 2.50 | 1.2 | 4.5 | 6.3 | 250 | 990 | 1630 | 4.7 | 4.5 | 4.3 |
| | | 20 + 35 | 1.64 | 2.86 | 1.2 | 4.5 | 6.3 | 250 | 990 | 1630 | 4.6 | 4.4 | 4.2 |
| | 25 + 25 | 2.25 | 2.25 | 1.2 | 4.5 | 6.3 | 250 | 990 | 1630 | 4.6 | 4.4 | 4.2 | |
| | 25 + 35 | 1.88 | 2.63 | 1.2 | 4.5 | 6.3 | 250 | 990 | 1630 | 4.6 | 4.4 | 4.2 | |

| Indoor unit combination | | | Cooling capacity (kW) | | | | | Power consumption(W) | | | Standard current(A) | | |
|-------------------------|---------|---------|-----------------------|------|----------------|----------|------|----------------------|----------|------|---------------------|------|------|
| | | | Room cooling capacity | | Total capacity | | | Min. | Standard | Max. | 220V | 230V | 240V |
| | | | A | B | Min. | Standard | Max. | | | | | | |
| Cooling operation | 1 room | 20 | 2.00 | - | 1.5 | 2.0 | 3.1 | 340 | 510 | 990 | 2.5 | 2.4 | 2.3 |
| | | 25 | 2.50 | - | 1.5 | 2.5 | 3.4 | 340 | 710 | 1120 | 3.4 | 3.2 | 3.1 |
| | | 35 | 3.50 | - | 1.5 | 3.5 | 4.1 | 340 | 1190 | 1570 | 5.5 | 5.3 | 5.0 |
| | 2 room | 20 + 20 | 2.00 | 2.00 | 1.7 | 4.0 | 5.4 | 340 | 1000 | 1920 | 4.6 | 4.4 | 4.2 |
| | | 20 + 25 | 1.78 | 2.22 | 1.7 | 4.0 | 5.6 | 340 | 1000 | 2100 | 4.6 | 4.4 | 4.2 |
| | | 20 + 35 | 1.45 | 2.55 | 1.7 | 4.0 | 5.6 | 340 | 1000 | 2100 | 4.6 | 4.4 | 4.2 |
| | 25 + 25 | 2.00 | 2.00 | 1.7 | 4.0 | 5.6 | 340 | 1000 | 2100 | 4.6 | 4.4 | 4.2 | |
| | 25 + 35 | 1.67 | 2.33 | 1.7 | 4.0 | 5.6 | 340 | 1000 | 2100 | 4.6 | 4.4 | 4.2 | |

SCM45ZS-W Table of Indoor unit combination only with SRK-ZSX type

| Indoor unit combination | | | Heating capacity (kW) | | | | | Power consumption(W) | | | Standard current(A) | | |
|-------------------------|---------|---------|-----------------------|------|----------------|----------|------|----------------------|----------|------|---------------------|------|------|
| | | | Room heating capacity | | Total capacity | | | Min. | Standard | Max. | 220V | 230V | 240V |
| | | | A | B | Min. | Standard | Max. | | | | | | |
| Heating operation | 1 room | 20 | 3.00 | - | 1.0 | 3.0 | 4.5 | 250 | 680 | 1140 | 3.2 | 3.1 | 3.0 |
| | | 25 | 3.40 | - | 1.0 | 3.4 | 4.9 | 250 | 790 | 1270 | 3.7 | 3.5 | 3.4 |
| | | 35 | 4.50 | - | 1.0 | 4.5 | 5.4 | 250 | 1140 | 1470 | 5.3 | 5.1 | 4.8 |
| | 2 room | 20 + 20 | 2.25 | 2.25 | 1.2 | 4.5 | 6.5 | 250 | 830 | 1480 | 3.8 | 3.7 | 3.5 |
| | | 20 + 25 | 2.36 | 2.94 | 1.2 | 5.3 | 6.5 | 250 | 1060 | 1480 | 4.9 | 4.7 | 4.5 |
| | | 20 + 35 | 1.93 | 3.37 | 1.2 | 5.3 | 6.5 | 250 | 1060 | 1480 | 4.9 | 4.7 | 4.5 |
| | 25 + 25 | 2.65 | 2.65 | 1.2 | 5.3 | 6.5 | 250 | 1060 | 1480 | 4.9 | 4.7 | 4.5 | |
| | 25 + 35 | 2.21 | 3.09 | 1.2 | 5.3 | 6.5 | 250 | 1060 | 1480 | 4.9 | 4.7 | 4.5 | |
| | 35 + 35 | 2.65 | 2.65 | 1.2 | 5.3 | 6.5 | 250 | 1060 | 1480 | 4.9 | 4.7 | 4.5 | |

| Indoor unit combination | | | Cooling capacity (kW) | | | | | Power consumption(W) | | | Standard current(A) | | |
|-------------------------|---------|---------|-----------------------|------|----------------|----------|------|----------------------|----------|------|---------------------|------|------|
| | | | Room cooling capacity | | Total capacity | | | Min. | Standard | Max. | 220V | 230V | 240V |
| | | | A | B | Min. | Standard | Max. | | | | | | |
| Cooling operation | 1 room | 20 | 2.00 | - | 1.5 | 2.0 | 3.4 | 340 | 430 | 930 | 2.2 | 2.1 | 2.0 |
| | | 25 | 2.50 | - | 1.5 | 2.5 | 3.8 | 340 | 600 | 1110 | 3.0 | 2.9 | 2.8 |
| | | 35 | 3.50 | - | 1.5 | 3.5 | 4.5 | 340 | 1000 | 1470 | 4.7 | 4.5 | 4.3 |
| | 2 room | 20 + 20 | 2.00 | 2.00 | 1.7 | 4.0 | 6.2 | 340 | 860 | 2100 | 4.0 | 3.8 | 3.7 |
| | | 20 + 25 | 2.00 | 2.50 | 1.7 | 4.5 | 6.4 | 340 | 960 | 2300 | 4.5 | 4.3 | 4.1 |
| | | 20 + 35 | 1.64 | 2.86 | 1.7 | 4.5 | 6.4 | 340 | 960 | 2300 | 4.5 | 4.3 | 4.1 |
| | 25 + 25 | 2.25 | 2.25 | 1.7 | 4.5 | 6.4 | 340 | 960 | 2300 | 4.5 | 4.3 | 4.1 | |
| | 25 + 35 | 1.88 | 2.63 | 1.7 | 4.5 | 6.4 | 340 | 960 | 2300 | 4.5 | 4.3 | 4.1 | |
| | 35 + 35 | 2.25 | 2.25 | 1.7 | 4.5 | 6.4 | 340 | 960 | 2300 | 4.5 | 4.3 | 4.1 | |

SCM45ZS-W Table of Indoor unit combination with other indoor unit

| Indoor unit combination | | | Heating capacity (kW) | | | | | Power consumption(W) | | | Standard current(A) | | |
|-------------------------|---------|---------|-----------------------|------|----------------|----------|------|----------------------|----------|------|---------------------|------|------|
| | | | Room heating capacity | | Total capacity | | | Min. | Standard | Max. | 220V | 230V | 240V |
| | | | A | B | Min. | Standard | Max. | | | | | | |
| Heating operation | 1 room | 20 | 3.00 | - | 1.0 | 3.0 | 3.5 | 250 | 780 | 940 | 3.7 | 3.5 | 3.4 |
| | | 25 | 3.40 | - | 1.0 | 3.4 | 4.0 | 250 | 910 | 1120 | 4.3 | 4.1 | 3.9 |
| | | 35 | 4.50 | - | 1.0 | 4.5 | 4.8 | 250 | 1310 | 1350 | 6.1 | 5.8 | 5.6 |
| | 2 room | 20 + 20 | 2.25 | 2.25 | 1.2 | 4.5 | 5.5 | 250 | 990 | 1270 | 4.6 | 4.4 | 4.2 |
| | | 20 + 25 | 2.36 | 2.94 | 1.2 | 5.3 | 6.5 | 250 | 1280 | 1630 | 5.9 | 5.7 | 5.4 |
| | | 20 + 35 | 1.93 | 3.37 | 1.2 | 5.3 | 6.5 | 250 | 1280 | 1630 | 5.9 | 5.7 | 5.4 |
| | 25 + 25 | 2.65 | 2.65 | 1.2 | 5.3 | 6.5 | 250 | 1280 | 1630 | 5.9 | 5.7 | 5.4 | |
| | 25 + 35 | 2.21 | 3.09 | 1.2 | 5.3 | 6.5 | 250 | 1280 | 1630 | 5.9 | 5.7 | 5.4 | |
| | 35 + 35 | 2.65 | 2.65 | 1.2 | 5.3 | 6.5 | 250 | 1280 | 1630 | 5.9 | 5.7 | 5.4 | |

| Indoor unit combination | | | Cooling capacity (kW) | | | | | Power consumption(W) | | | Standard current(A) | | |
|-------------------------|---------|---------|-----------------------|------|----------------|----------|------|----------------------|----------|------|---------------------|------|------|
| | | | Room cooling capacity | | Total capacity | | | Min. | Standard | Max. | 220V | 230V | 240V |
| | | | A | B | Min. | Standard | Max. | | | | | | |
| Cooling operation | 1 room | 20 | 2.00 | - | 1.5 | 2.0 | 3.1 | 340 | 510 | 990 | 2.5 | 2.4 | 2.3 |
| | | 25 | 2.50 | - | 1.5 | 2.5 | 3.4 | 340 | 710 | 1120 | 3.4 | 3.2 | 3.1 |
| | | 35 | 3.50 | - | 1.5 | 3.5 | 4.1 | 340 | 1190 | 1570 | 5.5 | 5.3 | 5.0 |
| | 2 room | 20 + 20 | 2.00 | 2.00 | 1.7 | 4.0 | 5.4 | 340 | 1050 | 1920 | 4.8 | 4.6 | 4.4 |
| | | 20 + 25 | 2.00 | 2.50 | 1.7 | 4.5 | 5.6 | 340 | 1200 | 2300 | 5.5 | 5.3 | 5.1 |
| | | 20 + 35 | 1.64 | 2.86 | 1.7 | 4.5 | 5.6 | 340 | 1200 | 2300 | 5.5 | 5.3 | 5.1 |
| | 25 + 25 | 2.25 | 2.25 | 1.7 | 4.5 | 5.6 | 340 | 1200 | 2300 | 5.5 | 5.3 | 5.1 | |
| | 25 + 35 | 1.88 | 2.63 | 1.7 | 4.5 | 5.6 | 340 | 1200 | 2300 | 5.5 | 5.3 | 5.1 | |
| | 35 + 35 | 2.25 | 2.25 | 1.7 | 4.5 | 5.6 | 340 | 1200 | 2300 | 5.5 | 5.3 | 5.1 | |



MULTI-SPLIT SYSTEM

SCM41ZS-W Table of Indoor unit combination only with SRK-ZS, SKM-ZSP type

| Indoor unit combination | | Heating capacity (kW) | | | | | | Power consumption(W) | | | Standard current(A) | | | |
|-------------------------|--------------|-----------------------|------|------|----------------|----------|------|----------------------|----------|------|---------------------|------|------|-----|
| | | Room heating capacity | | | Total capacity | | | Min. | Standard | Max. | 220V | 230V | 240V | |
| | | A | B | C | Min. | Standard | Max. | | | | | | | |
| Heating operation | 1 room | 15 | 2.00 | - | - | 1.0 | 2.0 | 3.2 | 250 | 550 | 990 | 2.6 | 2.5 | 2.4 |
| | | 20 | 3.00 | - | - | 1.0 | 3.0 | 4.3 | 250 | 870 | 1330 | 4.1 | 3.9 | 3.8 |
| | | 25 | 3.40 | - | - | 1.0 | 3.4 | 4.5 | 250 | 1010 | 1390 | 4.8 | 4.6 | 4.4 |
| | | 35 | 4.50 | - | - | 1.0 | 4.5 | 5.0 | 250 | 1390 | 1550 | 6.6 | 6.3 | 6.0 |
| | 2 room | 15 + 15 | 1.70 | 1.70 | - | 1.1 | 3.4 | 6.6 | 250 | 700 | 1580 | 3.3 | 3.2 | 3.0 |
| | | 15 + 20 | 1.67 | 2.23 | - | 1.1 | 3.9 | 6.6 | 250 | 840 | 1580 | 4.0 | 3.8 | 3.6 |
| | | 15 + 25 | 1.69 | 2.81 | - | 1.1 | 4.5 | 6.6 | 250 | 1020 | 1580 | 4.8 | 4.6 | 4.4 |
| | | 15 + 35 | 1.35 | 3.15 | - | 1.1 | 4.5 | 6.6 | 250 | 1020 | 1580 | 4.8 | 4.6 | 4.4 |
| | | 20 + 20 | 2.25 | 2.25 | - | 1.1 | 4.5 | 6.6 | 250 | 1020 | 1580 | 4.8 | 4.6 | 4.4 |
| | | 20 + 25 | 2.00 | 2.50 | - | 1.1 | 4.5 | 6.6 | 250 | 1020 | 1580 | 4.8 | 4.6 | 4.4 |
| | | 20 + 35 | 1.64 | 2.86 | - | 1.1 | 4.5 | 6.6 | 250 | 1020 | 1580 | 4.8 | 4.6 | 4.4 |
| | | 25 + 25 | 2.25 | 2.25 | - | 1.1 | 4.5 | 6.6 | 250 | 1020 | 1580 | 4.8 | 4.6 | 4.4 |
| 3 room | 15 + 15 + 15 | 1.50 | 1.50 | 1.50 | 1.2 | 4.5 | 6.9 | 250 | 810 | 1580 | 3.8 | 3.7 | 3.5 | |
| | 15 + 15 + 20 | 1.35 | 1.35 | 1.80 | 1.2 | 4.5 | 6.9 | 250 | 810 | 1580 | 3.8 | 3.7 | 3.5 | |
| | 15 + 15 + 25 | 1.23 | 1.23 | 2.05 | 1.2 | 4.5 | 6.9 | 250 | 810 | 1580 | 3.8 | 3.7 | 3.5 | |
| | 15 + 15 + 35 | 1.04 | 1.04 | 2.42 | 1.2 | 4.5 | 6.9 | 250 | 810 | 1580 | 3.8 | 3.7 | 3.5 | |
| | 15 + 20 + 20 | 1.23 | 1.64 | 1.64 | 1.2 | 4.5 | 6.9 | 250 | 810 | 1580 | 3.8 | 3.7 | 3.5 | |
| | 15 + 20 + 25 | 1.13 | 1.50 | 1.88 | 1.2 | 4.5 | 6.9 | 250 | 810 | 1580 | 3.8 | 3.7 | 3.5 | |
| | 15 + 20 + 35 | 0.96 | 1.29 | 2.25 | 1.2 | 4.5 | 6.9 | 250 | 810 | 1580 | 3.8 | 3.7 | 3.5 | |
| | 15 + 25 + 25 | 1.04 | 1.73 | 1.73 | 1.2 | 4.5 | 6.9 | 250 | 810 | 1580 | 3.8 | 3.7 | 3.5 | |
| | 20 + 20 + 20 | 1.50 | 1.50 | 1.50 | 1.2 | 4.5 | 6.9 | 250 | 810 | 1580 | 3.8 | 3.7 | 3.5 | |
| | 20 + 20 + 25 | 1.38 | 1.38 | 1.73 | 1.2 | 4.5 | 6.9 | 250 | 810 | 1580 | 3.8 | 3.7 | 3.5 | |
| | 20 + 25 + 25 | 1.29 | 1.61 | 1.61 | 1.2 | 4.5 | 6.9 | 250 | 810 | 1580 | 3.8 | 3.7 | 3.5 | |

| Indoor unit combination | | Cooling capacity (kW) | | | | | | Power consumption(W) | | | Standard current(A) | | | |
|-------------------------|--------------|-----------------------|------|------|----------------|----------|------|----------------------|----------|------|---------------------|------|------|-----|
| | | Room cooling capacity | | | Total capacity | | | Min. | Standard | Max. | 220V | 230V | 240V | |
| | | A | B | C | Min. | Standard | Max. | | | | | | | |
| Cooling operation | 1 room | 15 | 1.50 | - | - | 1.4 | 1.5 | 2.2 | 320 | 360 | 740 | 1.7 | 1.6 | 1.6 |
| | | 20 | 2.00 | - | - | 1.4 | 2.0 | 2.9 | 320 | 530 | 970 | 2.5 | 2.4 | 2.3 |
| | | 25 | 2.50 | - | - | 1.4 | 2.5 | 3.1 | 320 | 730 | 1040 | 3.5 | 3.3 | 3.2 |
| | | 35 | 3.50 | - | - | 1.4 | 3.5 | 4.0 | 320 | 1120 | 1330 | 5.4 | 5.1 | 4.9 |
| | 2 room | 15 + 15 | 1.50 | 1.50 | - | 1.5 | 3.0 | 4.9 | 320 | 550 | 1400 | 2.6 | 2.5 | 2.4 |
| | | 15 + 20 | 1.50 | 2.00 | - | 1.5 | 3.5 | 5.5 | 320 | 700 | 1600 | 3.3 | 3.2 | 3.1 |
| | | 15 + 25 | 1.50 | 2.50 | - | 1.5 | 4.0 | 5.7 | 320 | 910 | 1650 | 4.4 | 4.2 | 4.0 |
| | | 15 + 35 | 1.20 | 2.80 | - | 1.5 | 4.0 | 5.7 | 320 | 910 | 1650 | 4.4 | 4.2 | 4.0 |
| | | 20 + 20 | 2.00 | 2.00 | - | 1.5 | 4.0 | 5.7 | 320 | 910 | 1650 | 4.4 | 4.2 | 4.0 |
| | | 20 + 25 | 1.78 | 2.22 | - | 1.5 | 4.0 | 5.7 | 320 | 910 | 1650 | 4.4 | 4.2 | 4.0 |
| | | 20 + 35 | 1.45 | 2.55 | - | 1.5 | 4.0 | 5.7 | 320 | 910 | 1650 | 4.4 | 4.2 | 4.0 |
| | | 25 + 25 | 2.00 | 2.00 | - | 1.5 | 4.0 | 5.7 | 320 | 910 | 1650 | 4.4 | 4.2 | 4.0 |
| 3 room | 15 + 15 + 15 | 1.33 | 1.33 | 1.33 | 1.6 | 4.0 | 6.3 | 320 | 720 | 1650 | 3.4 | 3.3 | 3.2 | |
| | 15 + 15 + 20 | 1.20 | 1.20 | 1.60 | 1.6 | 4.0 | 6.3 | 320 | 720 | 1650 | 3.4 | 3.3 | 3.2 | |
| | 15 + 15 + 25 | 1.09 | 1.09 | 1.82 | 1.6 | 4.0 | 6.3 | 320 | 720 | 1650 | 3.4 | 3.3 | 3.2 | |
| | 15 + 15 + 35 | 0.92 | 0.92 | 2.15 | 1.6 | 4.0 | 6.3 | 320 | 720 | 1650 | 3.4 | 3.3 | 3.2 | |
| | 15 + 20 + 20 | 1.09 | 1.45 | 1.45 | 1.6 | 4.0 | 6.3 | 320 | 720 | 1650 | 3.4 | 3.3 | 3.2 | |
| | 15 + 20 + 25 | 1.00 | 1.33 | 1.67 | 1.6 | 4.0 | 6.3 | 320 | 720 | 1650 | 3.4 | 3.3 | 3.2 | |
| | 15 + 20 + 35 | 0.86 | 1.14 | 2.00 | 1.6 | 4.0 | 6.3 | 320 | 720 | 1650 | 3.4 | 3.3 | 3.2 | |
| | 15 + 25 + 25 | 0.92 | 1.54 | 1.54 | 1.6 | 4.0 | 6.3 | 320 | 720 | 1650 | 3.4 | 3.3 | 3.2 | |
| | 20 + 20 + 20 | 1.33 | 1.33 | 1.33 | 1.6 | 4.0 | 6.3 | 320 | 720 | 1650 | 3.4 | 3.3 | 3.2 | |
| | 20 + 20 + 25 | 1.23 | 1.23 | 1.54 | 1.6 | 4.0 | 6.3 | 320 | 720 | 1650 | 3.4 | 3.3 | 3.2 | |
| | 20 + 25 + 25 | 1.14 | 1.43 | 1.43 | 1.6 | 4.0 | 6.3 | 320 | 720 | 1650 | 3.4 | 3.3 | 3.2 | |

SCM50ZS-W Table of Indoor unit combination only with SRK-ZSX type

| Indoor unit combination | | Heating capacity (kW) | | | | | | Power consumption(W) | | | Standard current(A) | | | |
|-------------------------|--------------|-----------------------|------|------|----------------|----------|------|----------------------|----------|------|---------------------|------|------|-----|
| | | Room heating capacity | | | Total capacity | | | Min. | Standard | Max. | 220V | 230V | 240V | |
| | | A | B | C | Min. | Standard | Max. | | | | | | | |
| Heating operation | 1 room | 20 | 3.00 | - | - | 1.0 | 3.0 | 3.7 | 320 | 780 | 1100 | 3.6 | 3.5 | 3.3 |
| | | 25 | 3.40 | - | - | 1.0 | 3.4 | 4.2 | 320 | 950 | 1240 | 4.4 | 4.2 | 4.0 |
| | | 35 | 4.50 | - | - | 1.0 | 4.5 | 5.0 | 320 | 1270 | 1490 | 5.9 | 5.6 | 5.4 |
| | | 50 | 5.80 | - | - | 1.0 | 5.8 | 6.5 | 320 | 1710 | 2310 | 7.9 | 7.6 | 7.3 |
| | 2 room | 20 + 20 | 2.70 | 2.70 | - | 1.2 | 5.4 | 7.3 | 290 | 1050 | 2500 | 4.9 | 4.7 | 4.5 |
| | | 20 + 25 | 2.62 | 3.28 | - | 1.2 | 5.9 | 7.3 | 290 | 1180 | 2500 | 5.5 | 5.2 | 5.0 |
| | | 20 + 35 | 2.18 | 3.82 | - | 1.2 | 6.0 | 7.3 | 290 | 1200 | 2500 | 5.6 | 5.3 | 5.1 |
| | | 20 + 50 | 1.71 | 4.29 | - | 1.2 | 6.0 | 7.3 | 290 | 1200 | 2500 | 5.6 | 5.3 | 5.1 |
| | | 25 + 25 | 3.00 | 3.00 | - | 1.2 | 6.0 | 7.3 | 290 | 1200 | 2500 | 5.6 | 5.3 | 5.1 |
| | | 25 + 35 | 2.50 | 3.50 | - | 1.2 | 6.0 | 7.3 | 290 | 1200 | 2500 | 5.6 | 5.3 | 5.1 |
| | | 25 + 50 | 2.00 | 4.00 | - | 1.2 | 6.0 | 7.3 | 290 | 1200 | 2500 | 5.6 | 5.3 | 5.1 |
| | | 35 + 35 | 3.00 | 3.00 | - | 1.2 | 6.0 | 7.3 | 290 | 1200 | 2500 | 5.6 | 5.3 | 5.1 |
| 3 room | 20 + 20 + 20 | 2.00 | 2.00 | 2.00 | 1.4 | 6.0 | 7.5 | 270 | 1160 | 2500 | 5.4 | 5.1 | 4.9 | |
| | 20 + 20 + 25 | 1.85 | 1.85 | 2.31 | 1.4 | 6.0 | 7.5 | 270 | 1160 | 2500 | 5.4 | 5.1 | 4.9 | |
| | 20 + 20 + 35 | 1.60 | 1.60 | 2.80 | 1.4 | 6.0 | 7.5 | 270 | 1160 | 2500 | 5.4 | 5.1 | 4.9 | |
| | 20 + 25 + 25 | 1.71 | 2.14 | 2.14 | 1.4 | 6.0 | 7.5 | 270 | 1160 | 2500 | 5.4 | 5.1 | 4.9 | |
| | 20 + 25 + 35 | 1.50 | 1.88 | 2.63 | 1.4 | 6.0 | 7.5 | 270 | 1160 | 2500 | 5.4 | 5.1 | 4.9 | |
| | 25 + 25 + 25 | 2.00 | 2.00 | 2.00 | 1.4 | 6.0 | 7.5 | 270 | 1160 | 2500 | 5.4 | 5.1 | 4.9 | |
| | 25 + 25 + 35 | 1.76 | 1.76 | 2.47 | 1.4 | 6.0 | 7.5 | 270 | 1160 | 2500 | 5.4 | 5.1 | 4.9 | |

COMBINATIONS

| Indoor unit combination | | Cooling capacity (kW) | | | | | | Power consumption(W) | | | Standard current(A) | | | |
|-------------------------|--------|-----------------------|------|------|----------------|----------|------|----------------------|----------|------|---------------------|------|------|-----|
| | | Room cooling capacity | | | Total capacity | | | Min. | Standard | Max. | 220V | 230V | 240V | |
| | | A | B | C | Min. | Standard | Max. | | | | | | | |
| Cooling operation | 1 room | 20 | 2.00 | - | - | 1.7 | 2.0 | 2.8 | 430 | 500 | 950 | 2.4 | 2.3 | 2.2 |
| | | 25 | 2.50 | - | - | 1.7 | 2.5 | 3.4 | 430 | 680 | 1070 | 3.2 | 3.1 | 3.0 |
| | | 35 | 3.50 | - | - | 1.7 | 3.5 | 3.9 | 430 | 1010 | 1230 | 4.7 | 4.5 | 4.3 |
| | | 50 | 5.00 | - | - | 1.7 | 5.0 | 5.5 | 430 | 1530 | 2000 | 7.0 | 6.7 | 6.4 |
| | 2 room | 20 + 20 | 2.00 | 2.00 | - | 1.8 | 4.0 | 5.7 | 390 | 750 | 1750 | 3.5 | 3.3 | 3.2 |
| | | 20 + 25 | 2.00 | 2.50 | - | 1.8 | 4.5 | 5.9 | 390 | 990 | 1910 | 4.6 | 4.4 | 4.2 |
| | | 20 + 35 | 1.82 | 3.18 | - | 1.8 | 5.0 | 6.5 | 390 | 1110 | 2150 | 5.1 | 4.9 | 4.7 |
| | | 20 + 50 | 1.43 | 3.57 | - | 1.8 | 5.0 | 6.5 | 390 | 1110 | 2150 | 5.1 | 4.9 | 4.7 |
| | | 25 + 25 | 2.50 | 2.50 | - | 1.8 | 5.0 | 6.5 | 390 | 1110 | 2150 | 5.1 | 4.9 | 4.7 |
| | | 25 + 35 | 2.08 | 2.92 | - | 1.8 | 5.0 | 6.5 | 390 | 1110 | 2150 | 5.1 | 4.9 | 4.7 |
| | | 25 + 50 | 1.67 | 3.33 | - | 1.8 | 5.0 | 6.5 | 390 | 1110 | 2150 | 5.1 | 4.9 | 4.7 |
| | | 35 + 35 | 2.50 | 2.50 | - | 1.8 | 5.0 | 6.5 | 390 | 1110 | 2150 | 5.1 | 4.9 | 4.7 |
| | 3 room | 35 + 50 | 2.06 | 2.94 | - | 1.8 | 5.0 | 6.5 | 390 | 1110 | 2150 | 5.1 | 4.9 | 4.7 |
| | | 20 + 20 + 20 | 1.67 | 1.67 | 1.67 | 2.1 | 5.0 | 7.1 | 350 | 1020 | 2150 | 4.7 | 4.5 | 4.3 |
| | | 20 + 20 + 25 | 1.54 | 1.54 | 1.92 | 2.1 | 5.0 | 7.1 | 350 | 1020 | 2150 | 4.7 | 4.5 | 4.3 |
| | | 20 + 20 + 35 | 1.33 | 1.33 | 2.33 | 2.1 | 5.0 | 7.1 | 350 | 1020 | 2150 | 4.7 | 4.5 | 4.3 |
| | | 20 + 25 + 25 | 1.43 | 1.79 | 1.79 | 2.1 | 5.0 | 7.1 | 350 | 1020 | 2150 | 4.7 | 4.5 | 4.3 |
| | | 20 + 25 + 35 | 1.25 | 1.56 | 2.19 | 2.1 | 5.0 | 7.1 | 350 | 1020 | 2150 | 4.7 | 4.5 | 4.3 |
| | | 25 + 25 + 25 | 1.67 | 1.67 | 1.67 | 2.1 | 5.0 | 7.1 | 350 | 1020 | 2150 | 4.7 | 4.5 | 4.3 |
| | | 25 + 25 + 35 | 1.47 | 1.47 | 2.06 | 2.1 | 5.0 | 7.1 | 350 | 1020 | 2150 | 4.7 | 4.5 | 4.3 |

SCM50ZS-W Table of Indoor unit combination with other indoor unit

| Indoor unit combination | | Heating capacity (kW) | | | | | | Power consumption(W) | | | Standard current(A) | | | |
|-------------------------|--------|-----------------------|------|------|----------------|----------|------|----------------------|----------|------|---------------------|------|------|-----|
| | | Room heating capacity | | | Total capacity | | | Min. | Standard | Max. | 220V | 230V | 240V | |
| | | A | B | C | Min. | Standard | Max. | | | | | | | |
| Heating operation | 1 room | 20 | 3.00 | - | - | 1.0 | 3.0 | 3.5 | 320 | 970 | 1100 | 4.5 | 4.3 | 4.1 |
| | | 25 | 3.40 | - | - | 1.0 | 3.4 | 4.0 | 320 | 1140 | 1240 | 5.3 | 5.1 | 4.8 |
| | | 35 | 4.50 | - | - | 1.0 | 4.5 | 4.8 | 320 | 1480 | 1490 | 6.9 | 6.6 | 6.3 |
| | | 50 | 5.80 | - | - | 1.0 | 5.8 | 6.1 | 320 | 1780 | 2310 | 8.3 | 7.9 | 7.6 |
| | 2 room | 20 + 20 | 2.70 | 2.70 | - | 1.2 | 5.4 | 7.0 | 290 | 1350 | 2500 | 6.3 | 6.0 | 5.7 |
| | | 20 + 25 | 2.62 | 3.28 | - | 1.2 | 5.9 | 7.0 | 290 | 1480 | 2500 | 6.9 | 6.6 | 6.3 |
| | | 20 + 35 | 2.18 | 3.82 | - | 1.2 | 6.0 | 7.0 | 290 | 1500 | 2500 | 7.0 | 6.7 | 6.4 |
| | | 20 + 50 | 1.71 | 4.29 | - | 1.2 | 6.0 | 7.0 | 290 | 1500 | 2500 | 7.0 | 6.7 | 6.4 |
| | | 25 + 25 | 3.00 | 3.00 | - | 1.2 | 6.0 | 7.0 | 290 | 1500 | 2500 | 7.0 | 6.7 | 6.4 |
| | | 25 + 35 | 2.50 | 3.50 | - | 1.2 | 6.0 | 7.0 | 290 | 1500 | 2500 | 7.0 | 6.7 | 6.4 |
| | | 25 + 50 | 2.00 | 4.00 | - | 1.2 | 6.0 | 7.0 | 290 | 1500 | 2500 | 7.0 | 6.7 | 6.4 |
| | | 35 + 35 | 3.00 | 3.00 | - | 1.2 | 6.0 | 7.0 | 290 | 1500 | 2500 | 7.0 | 6.7 | 6.4 |
| | 3 room | 35 + 50 | 2.47 | 3.53 | - | 1.2 | 6.0 | 7.0 | 290 | 1500 | 2500 | 7.0 | 6.7 | 6.4 |
| | | 20 + 20 + 20 | 2.00 | 2.00 | 2.00 | 1.4 | 6.0 | 7.3 | 270 | 1300 | 2500 | 6.0 | 5.8 | 5.5 |
| | | 20 + 20 + 25 | 1.85 | 1.85 | 2.31 | 1.4 | 6.0 | 7.3 | 270 | 1300 | 2500 | 6.0 | 5.8 | 5.5 |
| | | 20 + 20 + 35 | 1.60 | 1.60 | 2.80 | 1.4 | 6.0 | 7.3 | 270 | 1300 | 2500 | 6.0 | 5.8 | 5.5 |
| | | 20 + 25 + 25 | 1.71 | 2.14 | 2.14 | 1.4 | 6.0 | 7.3 | 270 | 1300 | 2500 | 6.0 | 5.8 | 5.5 |
| | | 20 + 25 + 35 | 1.50 | 1.88 | 2.63 | 1.4 | 6.0 | 7.3 | 270 | 1300 | 2500 | 6.0 | 5.8 | 5.5 |
| | | 25 + 25 + 25 | 2.00 | 2.00 | 2.00 | 1.4 | 6.0 | 7.3 | 270 | 1300 | 2500 | 6.0 | 5.8 | 5.5 |
| | | 25 + 25 + 35 | 1.76 | 1.76 | 2.47 | 1.4 | 6.0 | 7.3 | 270 | 1300 | 2500 | 6.0 | 5.8 | 5.5 |

| Indoor unit combination | | Cooling capacity (kW) | | | | | | Power consumption(W) | | | Standard current(A) | | | |
|-------------------------|--------|-----------------------|------|------|----------------|----------|------|----------------------|----------|------|---------------------|------|------|-----|
| | | Room cooling capacity | | | Total capacity | | | Min. | Standard | Max. | 220V | 230V | 240V | |
| | | A | B | C | Min. | Standard | Max. | | | | | | | |
| Cooling operation | 1 room | 20 | 2.00 | - | - | 1.7 | 2.0 | 2.7 | 430 | 530 | 900 | 2.5 | 2.4 | 2.3 |
| | | 25 | 2.50 | - | - | 1.7 | 2.5 | 3.2 | 430 | 730 | 1070 | 3.4 | 3.3 | 3.1 |
| | | 35 | 3.50 | - | - | 1.7 | 3.5 | 3.7 | 430 | 1120 | 1230 | 5.2 | 4.9 | 4.7 |
| | | 50 | 5.00 | - | - | 1.7 | 5.0 | 5.3 | 430 | 1710 | 2000 | 7.9 | 7.5 | 7.2 |
| | 2 room | 20 + 20 | 2.00 | 2.00 | - | 1.8 | 4.0 | 5.6 | 390 | 950 | 1800 | 4.4 | 4.2 | 4.0 |
| | | 20 + 25 | 2.00 | 2.50 | - | 1.8 | 4.5 | 5.8 | 390 | 1110 | 1980 | 5.1 | 4.9 | 4.7 |
| | | 20 + 35 | 1.82 | 3.18 | - | 1.8 | 5.0 | 6.3 | 390 | 1350 | 2150 | 6.2 | 5.9 | 5.7 |
| | | 20 + 50 | 1.43 | 3.57 | - | 1.8 | 5.0 | 6.3 | 390 | 1350 | 2150 | 6.2 | 5.9 | 5.7 |
| | | 25 + 25 | 2.50 | 2.50 | - | 1.8 | 5.0 | 6.3 | 390 | 1350 | 2150 | 6.2 | 5.9 | 5.7 |
| | | 25 + 35 | 2.08 | 2.92 | - | 1.8 | 5.0 | 6.3 | 390 | 1350 | 2150 | 6.2 | 5.9 | 5.7 |
| | | 25 + 50 | 1.67 | 3.33 | - | 1.8 | 5.0 | 6.3 | 390 | 1350 | 2150 | 6.2 | 5.9 | 5.7 |
| | | 35 + 35 | 2.50 | 2.50 | - | 1.8 | 5.0 | 6.3 | 390 | 1350 | 2150 | 6.2 | 5.9 | 5.7 |
| | 3 room | 35 + 50 | 2.06 | 2.94 | - | 1.8 | 5.0 | 6.3 | 390 | 1350 | 2150 | 6.2 | 5.9 | 5.7 |
| | | 20 + 20 + 20 | 1.67 | 1.67 | 1.67 | 2.1 | 5.0 | 6.9 | 350 | 1120 | 2150 | 5.1 | 4.9 | 4.7 |
| | | 20 + 20 + 25 | 1.54 | 1.54 | 1.92 | 2.1 | 5.0 | 6.9 | 350 | 1120 | 2150 | 5.1 | 4.9 | 4.7 |
| | | 20 + 20 + 35 | 1.33 | 1.33 | 2.33 | 2.1 | 5.0 | 6.9 | 350 | 1120 | 2150 | 5.1 | 4.9 | 4.7 |
| | | 20 + 25 + 25 | 1.43 | 1.79 | 1.79 | 2.1 | 5.0 | 6.9 | 350 | 1120 | 2150 | 5.1 | 4.9 | 4.7 |
| | | 20 + 25 + 35 | 1.25 | 1.56 | 2.19 | 2.1 | 5.0 | 6.9 | 350 | 1120 | 2150 | 5.1 | 4.9 | 4.7 |
| | | 25 + 25 + 25 | 1.67 | 1.67 | 1.67 | 2.1 | 5.0 | 6.9 | 350 | 1120 | 2150 | 5.1 | 4.9 | 4.7 |
| | | 25 + 25 + 35 | 1.47 | 1.47 | 2.06 | 2.1 | 5.0 | 6.9 | 350 | 1120 | 2150 | 5.1 | 4.9 | 4.7 |



MULTI-SPLIT SYSTEM

SCM60ZS-W Table of Indoor unit combination only with SRK-ZSX type

| Indoor unit combination | | Heating capacity (kW) | | | | | | Power consumption(W) | | | Standard current(A) | | | |
|-------------------------|--------------|-----------------------|--------------|------|----------------|----------|------|----------------------|----------|------|---------------------|------|------|-----|
| | | Room heating capacity | | | Total capacity | | | Min. | Standard | Max. | 220V | 230V | 240V | |
| | | A | B | C | Min. | Standard | Max. | | | | | | | |
| Heating operation | 1 room | 20 | 3.00 | - | - | 1.0 | 3.0 | 3.7 | 320 | 780 | 1100 | 3.6 | 3.5 | 3.3 |
| | | 25 | 3.40 | - | - | 1.0 | 3.4 | 4.2 | 320 | 950 | 1240 | 4.4 | 4.2 | 4.0 |
| | | 35 | 4.50 | - | - | 1.0 | 4.5 | 5.0 | 320 | 1270 | 1490 | 5.9 | 5.6 | 5.4 |
| | | 50 | 5.80 | - | - | 1.0 | 5.8 | 6.5 | 320 | 1710 | 2310 | 7.9 | 7.6 | 7.3 |
| | | 60 | 6.80 | - | - | 1.0 | 6.8 | 7.3 | 320 | 2040 | 2660 | 9.5 | 9.1 | 8.7 |
| | 2 room | 20 + 20 | 2.70 | 2.70 | - | 1.2 | 5.4 | 7.3 | 290 | 1050 | 2100 | 4.9 | 4.7 | 4.5 |
| | | 20 + 25 | 2.62 | 3.28 | - | 1.2 | 5.9 | 7.5 | 290 | 1180 | 2550 | 5.5 | 5.2 | 5.0 |
| | | 20 + 35 | 2.40 | 4.20 | - | 1.2 | 6.6 | 7.6 | 290 | 1360 | 2800 | 6.3 | 6.0 | 5.8 |
| | | 20 + 50 | 1.94 | 4.86 | - | 1.2 | 6.8 | 7.6 | 290 | 1440 | 2800 | 6.7 | 6.4 | 6.1 |
| | | 20 + 60 | 1.70 | 5.10 | - | 1.2 | 6.8 | 7.6 | 290 | 1440 | 2800 | 6.7 | 6.4 | 6.1 |
| | | 25 + 25 | 3.20 | 3.20 | - | 1.2 | 6.4 | 7.6 | 290 | 1310 | 2800 | 6.1 | 5.8 | 5.6 |
| | | 25 + 35 | 2.83 | 3.97 | - | 1.2 | 6.8 | 7.6 | 290 | 1440 | 2800 | 6.7 | 6.4 | 6.1 |
| | | 25 + 50 | 2.27 | 4.53 | - | 1.2 | 6.8 | 7.6 | 290 | 1440 | 2800 | 6.7 | 6.4 | 6.1 |
| | | 25 + 60 | 2.00 | 4.80 | - | 1.2 | 6.8 | 7.6 | 290 | 1440 | 2800 | 6.7 | 6.4 | 6.1 |
| | | 35 + 35 | 3.40 | 3.40 | - | 1.2 | 6.8 | 7.6 | 290 | 1440 | 2800 | 6.7 | 6.4 | 6.1 |
| | | 35 + 50 | 2.80 | 4.00 | - | 1.2 | 6.8 | 7.6 | 290 | 1440 | 2800 | 6.7 | 6.4 | 6.1 |
| | | 35 + 60 | 2.51 | 4.29 | - | 1.2 | 6.8 | 7.6 | 290 | 1440 | 2800 | 6.7 | 6.4 | 6.1 |
| | | 50 + 50 | 3.40 | 3.40 | - | 1.2 | 6.8 | 7.6 | 290 | 1440 | 2800 | 6.7 | 6.4 | 6.1 |
| | | 50 + 60 | 3.09 | 3.71 | - | 1.2 | 6.8 | 7.6 | 290 | 1440 | 2800 | 6.7 | 6.4 | 6.1 |
| | | 3 room | 20 + 20 + 20 | 2.27 | 2.27 | 2.27 | 1.4 | 6.8 | 7.8 | 270 | 1400 | 2800 | 6.5 | 6.2 |
| | 20 + 20 + 25 | | 2.09 | 2.09 | 2.62 | 1.4 | 6.8 | 7.8 | 270 | 1400 | 2800 | 6.5 | 6.2 | 6.0 |
| | 20 + 20 + 35 | | 1.81 | 1.81 | 3.17 | 1.4 | 6.8 | 7.8 | 270 | 1400 | 2800 | 6.5 | 6.2 | 6.0 |
| | 20 + 20 + 50 | | 1.51 | 1.51 | 3.78 | 1.4 | 6.8 | 7.8 | 270 | 1400 | 2800 | 6.5 | 6.2 | 6.0 |
| | 20 + 20 + 60 | | 1.36 | 1.36 | 4.08 | 1.4 | 6.8 | 7.8 | 270 | 1400 | 2800 | 6.5 | 6.2 | 6.0 |
| | 20 + 25 + 25 | | 1.94 | 2.43 | 2.43 | 1.4 | 6.8 | 7.8 | 270 | 1400 | 2800 | 6.5 | 6.2 | 6.0 |
| | 20 + 25 + 35 | | 1.70 | 2.13 | 2.98 | 1.4 | 6.8 | 7.8 | 270 | 1400 | 2800 | 6.5 | 6.2 | 6.0 |
| | 20 + 25 + 50 | | 1.43 | 1.79 | 3.58 | 1.4 | 6.8 | 7.8 | 270 | 1400 | 2800 | 6.5 | 6.2 | 6.0 |
| | 20 + 25 + 60 | | 1.30 | 1.62 | 3.89 | 1.4 | 6.8 | 7.8 | 270 | 1400 | 2800 | 6.5 | 6.2 | 6.0 |
| | 20 + 35 + 35 | | 1.51 | 2.64 | 2.64 | 1.4 | 6.8 | 7.8 | 270 | 1400 | 2800 | 6.5 | 6.2 | 6.0 |
| | 20 + 35 + 50 | | 1.30 | 2.27 | 3.24 | 1.4 | 6.8 | 7.8 | 270 | 1400 | 2800 | 6.5 | 6.2 | 6.0 |
| 25 + 25 + 25 | 2.27 | | 2.27 | 2.27 | 1.4 | 6.8 | 7.8 | 270 | 1400 | 2800 | 6.5 | 6.2 | 6.0 | |
| 25 + 25 + 35 | 2.00 | | 2.00 | 2.80 | 1.4 | 6.8 | 7.8 | 270 | 1400 | 2800 | 6.5 | 6.2 | 6.0 | |
| 25 + 25 + 50 | 1.70 | | 1.70 | 3.40 | 1.4 | 6.8 | 7.8 | 270 | 1400 | 2800 | 6.5 | 6.2 | 6.0 | |
| 25 + 25 + 60 | 1.55 | | 1.55 | 3.71 | 1.4 | 6.8 | 7.8 | 270 | 1400 | 2800 | 6.5 | 6.2 | 6.0 | |
| 25 + 35 + 35 | 1.79 | 2.51 | 2.51 | 1.4 | 6.8 | 7.8 | 270 | 1400 | 2800 | 6.5 | 6.2 | 6.0 | | |
| 25 + 35 + 50 | 1.55 | 2.16 | 3.09 | 1.4 | 6.8 | 7.8 | 270 | 1400 | 2800 | 6.5 | 6.2 | 6.0 | | |
| 35 + 35 + 35 | 2.27 | 2.27 | 2.27 | 1.4 | 6.8 | 7.8 | 270 | 1400 | 2800 | 6.5 | 6.2 | 6.0 | | |

| Indoor unit combination | | Cooling capacity (kW) | | | | | | Power consumption(W) | | | Standard current(A) | | | |
|-------------------------|--------------|-----------------------|--------------|------|----------------|----------|------|----------------------|----------|------|---------------------|------|------|-----|
| | | Room heating capacity | | | Total capacity | | | Min. | Standard | Max. | 220V | 230V | 240V | |
| | | A | B | C | Min. | Standard | Max. | | | | | | | |
| Cooling operation | 1 room | 20 | 2.00 | - | - | 1.7 | 2.0 | 2.8 | 430 | 500 | 950 | 2.4 | 2.3 | 2.2 |
| | | 25 | 2.50 | - | - | 1.7 | 2.5 | 3.4 | 430 | 680 | 1080 | 3.2 | 3.1 | 3.0 |
| | | 35 | 3.50 | - | - | 1.7 | 3.5 | 3.9 | 430 | 1010 | 1240 | 4.7 | 4.5 | 4.3 |
| | | 50 | 5.00 | - | - | 1.7 | 5.0 | 6.1 | 430 | 1530 | 2100 | 7.0 | 6.7 | 6.4 |
| | | 60 | 6.00 | - | - | 1.7 | 6.0 | 6.3 | 430 | 1880 | 2280 | 8.6 | 8.3 | 7.9 |
| | 2 room | 20 + 20 | 2.00 | 2.00 | - | 1.8 | 4.0 | 5.7 | 390 | 750 | 1750 | 3.5 | 3.3 | 3.2 |
| | | 20 + 25 | 2.00 | 2.50 | - | 1.8 | 4.5 | 5.9 | 390 | 990 | 1910 | 4.6 | 4.4 | 4.2 |
| | | 20 + 35 | 2.00 | 3.50 | - | 1.8 | 5.5 | 6.7 | 390 | 1320 | 2200 | 6.1 | 5.8 | 5.6 |
| | | 20 + 50 | 1.71 | 4.29 | - | 1.8 | 6.0 | 6.9 | 390 | 1560 | 2280 | 7.2 | 6.9 | 6.6 |
| | | 20 + 60 | 1.50 | 4.50 | - | 1.8 | 6.0 | 6.9 | 390 | 1560 | 2280 | 7.2 | 6.9 | 6.6 |
| | | 25 + 25 | 2.50 | 2.50 | - | 1.8 | 5.0 | 6.5 | 390 | 1110 | 2150 | 5.1 | 4.9 | 4.7 |
| | | 25 + 35 | 2.50 | 3.50 | - | 1.8 | 6.0 | 6.9 | 390 | 1560 | 2280 | 7.2 | 6.9 | 6.6 |
| | | 25 + 50 | 2.00 | 4.00 | - | 1.8 | 6.0 | 6.9 | 390 | 1560 | 2280 | 7.2 | 6.9 | 6.6 |
| | | 25 + 60 | 1.76 | 4.24 | - | 1.8 | 6.0 | 6.9 | 390 | 1560 | 2280 | 7.2 | 6.9 | 6.6 |
| | | 35 + 35 | 3.00 | 3.00 | - | 1.8 | 6.0 | 6.9 | 390 | 1560 | 2280 | 7.2 | 6.9 | 6.6 |
| | | 35 + 50 | 2.47 | 3.53 | - | 1.8 | 6.0 | 6.9 | 390 | 1560 | 2280 | 7.2 | 6.9 | 6.6 |
| | | 35 + 60 | 2.21 | 3.79 | - | 1.8 | 6.0 | 6.9 | 390 | 1560 | 2280 | 7.2 | 6.9 | 6.6 |
| | | 50 + 50 | 3.00 | 3.00 | - | 1.8 | 6.0 | 6.9 | 390 | 1560 | 2280 | 7.2 | 6.9 | 6.6 |
| | | 50 + 60 | 2.73 | 3.27 | - | 1.8 | 6.0 | 6.9 | 390 | 1560 | 2280 | 7.2 | 6.9 | 6.6 |
| | | 3 room | 20 + 20 + 20 | 2.00 | 2.00 | 2.00 | 2.1 | 6.0 | 7.5 | 350 | 1320 | 2280 | 6.1 | 5.8 |
| | 20 + 20 + 25 | | 1.85 | 1.85 | 2.31 | 2.1 | 6.0 | 7.5 | 350 | 1320 | 2280 | 6.1 | 5.8 | 5.6 |
| | 20 + 20 + 35 | | 1.60 | 1.60 | 2.80 | 2.1 | 6.0 | 7.5 | 350 | 1320 | 2280 | 6.1 | 5.8 | 5.6 |
| | 20 + 20 + 50 | | 1.33 | 1.33 | 3.33 | 2.1 | 6.0 | 7.5 | 350 | 1320 | 2280 | 6.1 | 5.8 | 5.6 |
| | 20 + 20 + 60 | | 1.20 | 1.20 | 3.60 | 2.1 | 6.0 | 7.5 | 350 | 1320 | 2280 | 6.1 | 5.8 | 5.6 |
| | 20 + 25 + 25 | | 1.71 | 2.14 | 2.14 | 2.1 | 6.0 | 7.5 | 350 | 1320 | 2280 | 6.1 | 5.8 | 5.6 |
| | 20 + 25 + 35 | | 1.50 | 1.88 | 2.63 | 2.1 | 6.0 | 7.5 | 350 | 1320 | 2280 | 6.1 | 5.8 | 5.6 |
| | 20 + 25 + 50 | | 1.26 | 1.58 | 3.16 | 2.1 | 6.0 | 7.5 | 350 | 1320 | 2280 | 6.1 | 5.8 | 5.6 |
| | 20 + 25 + 60 | | 1.14 | 1.43 | 3.43 | 2.1 | 6.0 | 7.5 | 350 | 1320 | 2280 | 6.1 | 5.8 | 5.6 |
| | 20 + 35 + 35 | | 1.33 | 2.33 | 2.33 | 2.1 | 6.0 | 7.5 | 350 | 1320 | 2280 | 6.1 | 5.8 | 5.6 |
| | 20 + 35 + 50 | | 1.14 | 2.00 | 2.86 | 2.1 | 6.0 | 7.5 | 350 | 1320 | 2280 | 6.1 | 5.8 | 5.6 |
| 25 + 25 + 25 | 2.00 | | 2.00 | 2.00 | 2.1 | 6.0 | 7.5 | 350 | 1320 | 2280 | 6.1 | 5.8 | 5.6 | |
| 25 + 25 + 35 | 1.76 | | 1.76 | 2.47 | 2.1 | 6.0 | 7.5 | 350 | 1320 | 2280 | 6.1 | 5.8 | 5.6 | |
| 25 + 25 + 50 | 1.50 | | 1.50 | 3.00 | 2.1 | 6.0 | 7.5 | 350 | 1320 | 2280 | 6.1 | 5.8 | 5.6 | |
| 25 + 25 + 60 | 1.36 | | 1.36 | 3.27 | 2.1 | 6.0 | 7.5 | 350 | 1320 | 2280 | 6.1 | 5.8 | 5.6 | |
| 25 + 35 + 35 | 1.58 | 2.21 | 2.21 | 2.1 | 6.0 | 7.5 | 350 | 1320 | 2280 | 6.1 | 5.8 | 5.6 | | |
| 25 + 35 + 50 | 1.36 | 1.91 | 2.73 | 2.1 | 6.0 | 7.5 | 350 | 1320 | 2280 | 6.1 | 5.8 | 5.6 | | |
| 35 + 35 + 35 | 2.00 | 2.00 | 2.00 | 2.1 | 6.0 | 7.5 | 350 | 1320 | 2280 | 6.1 | 5.8 | 5.6 | | |

COMBINATIONS

SCM60ZS-W Table of Indoor unit combination with other indoor unit

| Indoor unit combination | | Heating capacity (kW) | | | | | | Power consumption(W) | | | Standard current(A) | | | |
|-------------------------|--------------|-----------------------|------|------|----------------|----------|------|----------------------|----------|------|---------------------|------|------|-----|
| | | Room heating capacity | | | Total capacity | | | Min. | Standard | Max. | 220V | 230V | 240V | |
| | | A | B | C | Min. | Standard | Max. | | | | | | | |
| Heating operation | 1 room | 20 | 3.00 | - | - | 1.0 | 3.0 | 3.5 | 320 | 970 | 1330 | 4.5 | 4.3 | 4.1 |
| | | 25 | 3.40 | - | - | 1.0 | 3.4 | 4.0 | 320 | 1140 | 1510 | 5.3 | 5.1 | 4.8 |
| | | 35 | 4.50 | - | - | 1.0 | 4.5 | 4.8 | 320 | 1480 | 1790 | 6.9 | 6.6 | 6.3 |
| | | 50 | 5.80 | - | - | 1.0 | 5.8 | 6.1 | 320 | 1910 | 2310 | 8.9 | 8.5 | 8.1 |
| | 60 | 6.80 | - | - | 1.0 | 6.8 | 7.0 | 320 | 2200 | 2660 | 10.2 | 9.8 | 9.4 | |
| | 2 room | 20 + 20 | 2.70 | 2.70 | - | 1.2 | 5.4 | 7.0 | 290 | 1250 | 2100 | 5.8 | 5.5 | 5.3 |
| | | 20 + 25 | 2.62 | 3.28 | - | 1.2 | 5.9 | 7.2 | 290 | 1380 | 2550 | 6.4 | 6.1 | 5.9 |
| | | 20 + 35 | 2.40 | 4.20 | - | 1.2 | 6.6 | 7.3 | 290 | 1560 | 2800 | 7.2 | 6.9 | 6.6 |
| | | 20 + 50 | 1.94 | 4.86 | - | 1.2 | 6.8 | 7.3 | 290 | 1640 | 2800 | 7.6 | 7.3 | 7.0 |
| | | 20 + 60 | 1.70 | 5.10 | - | 1.2 | 6.8 | 7.3 | 290 | 1640 | 2800 | 7.6 | 7.3 | 7.0 |
| | | 25 + 25 | 3.20 | 3.20 | - | 1.2 | 6.4 | 7.3 | 290 | 1510 | 2800 | 7.0 | 6.7 | 6.4 |
| | | 25 + 35 | 2.83 | 3.97 | - | 1.2 | 6.8 | 7.3 | 290 | 1640 | 2800 | 7.6 | 7.3 | 7.0 |
| | | 25 + 50 | 2.27 | 4.53 | - | 1.2 | 6.8 | 7.3 | 290 | 1640 | 2800 | 7.6 | 7.3 | 7.0 |
| | | 25 + 60 | 2.00 | 4.80 | - | 1.2 | 6.8 | 7.3 | 290 | 1640 | 2800 | 7.6 | 7.3 | 7.0 |
| | | 35 + 35 | 3.40 | 3.40 | - | 1.2 | 6.8 | 7.3 | 290 | 1640 | 2800 | 7.6 | 7.3 | 7.0 |
| | | 35 + 50 | 2.80 | 4.00 | - | 1.2 | 6.8 | 7.3 | 290 | 1640 | 2800 | 7.6 | 7.3 | 7.0 |
| | | 35 + 60 | 2.51 | 4.29 | - | 1.2 | 6.8 | 7.3 | 290 | 1640 | 2800 | 7.6 | 7.3 | 7.0 |
| | 50 + 50 | 3.40 | 3.40 | - | 1.2 | 6.8 | 7.3 | 290 | 1640 | 2800 | 7.6 | 7.3 | 7.0 | |
| | 50 + 60 | 3.09 | 3.71 | - | 1.2 | 6.8 | 7.3 | 290 | 1640 | 2800 | 7.6 | 7.3 | 7.0 | |
| | 3 room | 20 + 20 + 20 | 2.27 | 2.27 | 2.27 | 1.4 | 6.8 | 7.6 | 270 | 1500 | 2800 | 7.0 | 6.7 | 6.4 |
| | | 20 + 20 + 25 | 2.09 | 2.09 | 2.62 | 1.4 | 6.8 | 7.6 | 270 | 1500 | 2800 | 7.0 | 6.7 | 6.4 |
| | | 20 + 20 + 35 | 1.81 | 1.81 | 3.17 | 1.4 | 6.8 | 7.6 | 270 | 1500 | 2800 | 7.0 | 6.7 | 6.4 |
| | | 20 + 20 + 50 | 1.51 | 1.51 | 3.78 | 1.4 | 6.8 | 7.6 | 270 | 1500 | 2800 | 7.0 | 6.7 | 6.4 |
| | | 20 + 20 + 60 | 1.36 | 1.36 | 4.08 | 1.4 | 6.8 | 7.6 | 270 | 1500 | 2800 | 7.0 | 6.7 | 6.4 |
| | | 20 + 25 + 25 | 1.94 | 2.43 | 2.43 | 1.4 | 6.8 | 7.6 | 270 | 1500 | 2800 | 7.0 | 6.7 | 6.4 |
| | | 20 + 25 + 35 | 1.70 | 2.13 | 2.98 | 1.4 | 6.8 | 7.6 | 270 | 1500 | 2800 | 7.0 | 6.7 | 6.4 |
| | | 20 + 25 + 50 | 1.43 | 1.79 | 3.58 | 1.4 | 6.8 | 7.6 | 270 | 1500 | 2800 | 7.0 | 6.7 | 6.4 |
| | | 20 + 25 + 60 | 1.30 | 1.62 | 3.89 | 1.4 | 6.8 | 7.6 | 270 | 1500 | 2800 | 7.0 | 6.7 | 6.4 |
| | | 20 + 35 + 35 | 1.51 | 2.64 | 2.64 | 1.4 | 6.8 | 7.6 | 270 | 1500 | 2800 | 7.0 | 6.7 | 6.4 |
| | | 20 + 35 + 50 | 1.30 | 2.27 | 3.24 | 1.4 | 6.8 | 7.6 | 270 | 1500 | 2800 | 7.0 | 6.7 | 6.4 |
| | | 25 + 25 + 25 | 2.27 | 2.27 | 2.27 | 1.4 | 6.8 | 7.6 | 270 | 1500 | 2800 | 7.0 | 6.7 | 6.4 |
| | | 25 + 25 + 35 | 2.00 | 2.00 | 2.80 | 1.4 | 6.8 | 7.6 | 270 | 1500 | 2800 | 7.0 | 6.7 | 6.4 |
| | | 25 + 25 + 50 | 1.70 | 1.70 | 3.40 | 1.4 | 6.8 | 7.6 | 270 | 1500 | 2800 | 7.0 | 6.7 | 6.4 |
| | | 25 + 25 + 60 | 1.55 | 1.55 | 3.71 | 1.4 | 6.8 | 7.6 | 270 | 1500 | 2800 | 7.0 | 6.7 | 6.4 |
| | | 25 + 35 + 35 | 1.79 | 2.51 | 2.51 | 1.4 | 6.8 | 7.6 | 270 | 1500 | 2800 | 7.0 | 6.7 | 6.4 |
| | 25 + 35 + 50 | 1.55 | 2.16 | 3.09 | 1.4 | 6.8 | 7.6 | 270 | 1500 | 2800 | 7.0 | 6.7 | 6.4 | |
| 35 + 35 + 35 | 2.27 | 2.27 | 2.27 | 1.4 | 6.8 | 7.6 | 270 | 1500 | 2800 | 7.0 | 6.7 | 6.4 | | |

| Indoor unit combination | | Cooling capacity (kW) | | | | | | Power consumption(W) | | | Standard current(A) | | | |
|-------------------------|--------------|-----------------------|------|------|----------------|----------|------|----------------------|----------|------|---------------------|------|------|-----|
| | | Room heating capacity | | | Total capacity | | | Min. | Standard | Max. | 220V | 230V | 240V | |
| | | A | B | C | Min. | Standard | Max. | | | | | | | |
| Cooling operation | 1 room | 20 | 2.00 | - | - | 1.7 | 2.0 | 2.7 | 430 | 570 | 950 | 2.7 | 2.6 | 2.5 |
| | | 25 | 2.50 | - | - | 1.7 | 2.5 | 3.2 | 430 | 760 | 1080 | 3.6 | 3.4 | 3.3 |
| | | 35 | 3.50 | - | - | 1.7 | 3.5 | 3.7 | 430 | 1150 | 1240 | 5.3 | 5.1 | 4.9 |
| | | 50 | 5.00 | - | - | 1.7 | 5.0 | 5.8 | 430 | 1860 | 2100 | 8.5 | 8.2 | 7.8 |
| | 60 | 6.00 | - | - | 1.7 | 6.0 | 6.1 | 430 | 2140 | 2280 | 9.8 | 9.4 | 9.0 | |
| | 2 room | 20 + 20 | 2.00 | 2.00 | - | 1.8 | 4.0 | 5.6 | 390 | 800 | 1750 | 3.7 | 3.5 | 3.4 |
| | | 20 + 25 | 2.00 | 2.50 | - | 1.8 | 4.5 | 5.8 | 390 | 1050 | 1910 | 4.8 | 4.6 | 4.4 |
| | | 20 + 35 | 2.00 | 3.50 | - | 1.8 | 5.5 | 6.1 | 390 | 1620 | 2110 | 7.4 | 7.1 | 6.8 |
| | | 20 + 50 | 1.71 | 4.29 | - | 1.8 | 6.0 | 6.7 | 390 | 1930 | 2280 | 8.9 | 8.5 | 8.1 |
| | | 20 + 60 | 1.50 | 4.50 | - | 1.8 | 6.0 | 6.7 | 390 | 1930 | 2280 | 8.9 | 8.5 | 8.1 |
| | | 25 + 25 | 2.50 | 2.50 | - | 1.8 | 5.0 | 6.1 | 390 | 1340 | 2110 | 6.2 | 5.9 | 5.6 |
| | | 25 + 35 | 2.50 | 3.50 | - | 1.8 | 6.0 | 6.7 | 390 | 1930 | 2280 | 8.9 | 8.5 | 8.1 |
| | | 25 + 50 | 2.00 | 4.00 | - | 1.8 | 6.0 | 6.7 | 390 | 1930 | 2280 | 8.9 | 8.5 | 8.1 |
| | | 25 + 60 | 1.76 | 4.24 | - | 1.8 | 6.0 | 6.7 | 390 | 1930 | 2280 | 8.9 | 8.5 | 8.1 |
| | | 35 + 35 | 3.00 | 3.00 | - | 1.8 | 6.0 | 6.7 | 390 | 1930 | 2280 | 8.9 | 8.5 | 8.1 |
| | | 35 + 50 | 2.47 | 3.53 | - | 1.8 | 6.0 | 6.7 | 390 | 1930 | 2280 | 8.9 | 8.5 | 8.1 |
| | | 35 + 60 | 2.21 | 3.79 | - | 1.8 | 6.0 | 6.7 | 390 | 1930 | 2280 | 8.9 | 8.5 | 8.1 |
| | 50 + 50 | 3.00 | 3.00 | - | 1.8 | 6.0 | 6.7 | 390 | 1930 | 2280 | 8.9 | 8.5 | 8.1 | |
| | 50 + 60 | 2.73 | 3.27 | - | 1.8 | 6.0 | 6.7 | 390 | 1930 | 2280 | 8.9 | 8.5 | 8.1 | |
| | 3 room | 20 + 20 + 20 | 2.00 | 2.00 | 2.00 | 2.1 | 6.0 | 7.3 | 350 | 1430 | 2280 | 6.6 | 6.3 | 6.0 |
| | | 20 + 20 + 25 | 1.85 | 1.85 | 2.31 | 2.1 | 6.0 | 7.3 | 350 | 1430 | 2280 | 6.6 | 6.3 | 6.0 |
| | | 20 + 20 + 35 | 1.60 | 1.60 | 2.80 | 2.1 | 6.0 | 7.3 | 350 | 1430 | 2280 | 6.6 | 6.3 | 6.0 |
| | | 20 + 20 + 50 | 1.33 | 1.33 | 3.33 | 2.1 | 6.0 | 7.3 | 350 | 1430 | 2280 | 6.6 | 6.3 | 6.0 |
| | | 20 + 20 + 60 | 1.20 | 1.20 | 3.60 | 2.1 | 6.0 | 7.3 | 350 | 1430 | 2280 | 6.6 | 6.3 | 6.0 |
| | | 20 + 25 + 25 | 1.71 | 2.14 | 2.14 | 2.1 | 6.0 | 7.3 | 350 | 1430 | 2280 | 6.6 | 6.3 | 6.0 |
| | | 20 + 25 + 35 | 1.50 | 1.88 | 2.63 | 2.1 | 6.0 | 7.3 | 350 | 1430 | 2280 | 6.6 | 6.3 | 6.0 |
| | | 20 + 25 + 50 | 1.26 | 1.58 | 3.16 | 2.1 | 6.0 | 7.3 | 350 | 1430 | 2280 | 6.6 | 6.3 | 6.0 |
| | | 20 + 25 + 60 | 1.14 | 1.43 | 3.43 | 2.1 | 6.0 | 7.3 | 350 | 1430 | 2280 | 6.6 | 6.3 | 6.0 |
| | | 20 + 35 + 35 | 1.33 | 2.33 | 2.33 | 2.1 | 6.0 | 7.3 | 350 | 1430 | 2280 | 6.6 | 6.3 | 6.0 |
| | | 20 + 35 + 50 | 1.14 | 2.00 | 2.86 | 2.1 | 6.0 | 7.3 | 350 | 1430 | 2280 | 6.6 | 6.3 | 6.0 |
| | | 25 + 25 + 25 | 2.00 | 2.00 | 2.00 | 2.1 | 6.0 | 7.3 | 350 | 1430 | 2280 | 6.6 | 6.3 | 6.0 |
| | | 25 + 25 + 35 | 1.76 | 1.76 | 2.47 | 2.1 | 6.0 | 7.3 | 350 | 1430 | 2280 | 6.6 | 6.3 | 6.0 |
| | | 25 + 25 + 50 | 1.50 | 1.50 | 3.00 | 2.1 | 6.0 | 7.3 | 350 | 1430 | 2280 | 6.6 | 6.3 | 6.0 |
| | | 25 + 25 + 60 | 1.36 | 1.36 | 3.27 | 2.1 | 6.0 | 7.3 | 350 | 1430 | 2280 | 6.6 | 6.3 | 6.0 |
| | | 25 + 35 + 35 | 1.58 | 2.21 | 2.21 | 2.1 | 6.0 | 7.3 | 350 | 1430 | 2280 | 6.6 | 6.3 | 6.0 |
| | 25 + 35 + 50 | 1.36 | 1.91 | 2.73 | 2.1 | 6.0 | 7.3 | 350 | 1430 | 2280 | 6.6 | 6.3 | 6.0 | |
| 35 + 35 + 35 | 2.00 | 2.00 | 2.00 | 2.1 | 6.0 | 7.3 | 350 | 1430 | 2280 | 6.6 | 6.3 | 6.0 | | |



MULTI-SPLIT SYSTEM

SCM71ZS-W Table of Indoor unit combination only with SRK-ZSX type

| Indoor unit combination | | Heating capacity (kW) | | | | | | | Power consumption(W) | | | Standard current(A) | | | |
|-------------------------|--------------|-----------------------|------|------|------|----------------|----------|------|----------------------|----------|------|---------------------|------|------|-----|
| | | Room heating capacity | | | | Total capacity | | | Min. | Standard | Max. | 220V | 230V | 240V | |
| | | A | B | C | D | Min. | Standard | Max. | | | | | | | |
| 1 room | 20 | 3.00 | - | - | - | 1.1 | 3.0 | 3.7 | 390 | 840 | 1330 | 4.0 | 3.8 | 3.6 | |
| | 25 | 3.40 | - | - | - | 1.1 | 3.4 | 4.2 | 390 | 1000 | 1510 | 4.7 | 4.5 | 4.3 | |
| | 35 | 4.50 | - | - | - | 1.1 | 4.5 | 5.0 | 390 | 1330 | 1790 | 6.2 | 5.9 | 5.7 | |
| | 50 | 5.80 | - | - | - | 1.1 | 5.8 | 6.5 | 390 | 1780 | 2310 | 8.3 | 7.9 | 7.6 | |
| | 60 | 6.80 | - | - | - | 1.1 | 6.8 | 7.5 | 390 | 2100 | 2660 | 9.7 | 9.3 | 8.9 | |
| 2 room | 20 + 20 | 2.70 | 2.70 | - | - | 1.5 | 5.4 | 7.4 | 350 | 1280 | 1870 | 6.0 | 5.7 | 5.5 | |
| | 20 + 25 | 2.62 | 3.28 | - | - | 1.5 | 5.9 | 7.7 | 350 | 1410 | 2130 | 6.6 | 6.3 | 6.0 | |
| | 20 + 35 | 2.51 | 4.39 | - | - | 1.5 | 6.9 | 8.3 | 350 | 1680 | 2650 | 7.8 | 7.5 | 7.1 | |
| | 20 + 50 | 2.46 | 6.14 | - | - | 1.5 | 8.6 | 8.9 | 350 | 2100 | 3000 | 9.7 | 9.3 | 8.9 | |
| | 20 + 60 | 2.15 | 6.45 | - | - | 1.5 | 8.6 | 8.9 | 350 | 2100 | 3000 | 9.7 | 9.3 | 8.9 | |
| | 25 + 25 | 3.20 | 3.20 | - | - | 1.5 | 6.4 | 8.1 | 350 | 1540 | 2480 | 7.1 | 6.8 | 6.5 | |
| | 25 + 35 | 3.08 | 4.32 | - | - | 1.5 | 7.4 | 8.6 | 350 | 1810 | 2910 | 8.4 | 8.0 | 7.7 | |
| | 25 + 50 | 2.87 | 5.73 | - | - | 1.5 | 8.6 | 8.9 | 350 | 2100 | 3000 | 9.7 | 9.3 | 8.9 | |
| | 25 + 60 | 2.53 | 6.07 | - | - | 1.5 | 8.6 | 8.9 | 350 | 2100 | 3000 | 9.7 | 9.3 | 8.9 | |
| | 35 + 35 | 4.30 | 4.30 | - | - | 1.5 | 8.6 | 8.9 | 350 | 2100 | 3000 | 9.7 | 9.3 | 8.9 | |
| | 35 + 50 | 3.54 | 5.06 | - | - | 1.5 | 8.6 | 8.9 | 350 | 2100 | 3000 | 9.7 | 9.3 | 8.9 | |
| | 35 + 60 | 3.17 | 5.43 | - | - | 1.5 | 8.6 | 8.9 | 350 | 2100 | 3000 | 9.7 | 9.3 | 8.9 | |
| | 50 + 50 | 4.30 | 4.30 | - | - | 1.5 | 8.6 | 8.9 | 350 | 2100 | 3000 | 9.7 | 9.3 | 8.9 | |
| | 50 + 60 | 3.91 | 4.69 | - | - | 1.5 | 8.6 | 8.9 | 350 | 2100 | 3000 | 9.7 | 9.3 | 8.9 | |
| | 60 + 60 | 4.30 | 4.30 | - | - | 1.5 | 8.6 | 8.9 | 350 | 2100 | 3000 | 9.7 | 9.3 | 8.9 | |
| 3 room | 20 + 20 + 20 | 2.57 | 2.57 | 2.57 | - | 1.6 | 7.7 | 9.1 | 370 | 1830 | 3000 | 8.5 | 8.1 | 7.8 | |
| | 20 + 20 + 25 | 2.46 | 2.46 | 3.08 | - | 1.6 | 8.0 | 9.1 | 370 | 1930 | 3000 | 9.0 | 8.6 | 8.2 | |
| | 20 + 20 + 35 | 2.29 | 2.29 | 4.01 | - | 1.6 | 8.6 | 9.1 | 370 | 2060 | 3000 | 9.6 | 9.1 | 8.8 | |
| | 20 + 20 + 50 | 1.91 | 1.91 | 4.78 | - | 1.6 | 8.6 | 9.1 | 370 | 2060 | 3000 | 9.6 | 9.1 | 8.8 | |
| | 20 + 20 + 60 | 1.72 | 1.72 | 5.16 | - | 1.6 | 8.6 | 9.1 | 370 | 2060 | 3000 | 9.6 | 9.1 | 8.8 | |
| | 20 + 25 + 25 | 2.46 | 3.07 | 3.07 | - | 1.6 | 8.6 | 9.1 | 370 | 2060 | 3000 | 9.6 | 9.1 | 8.8 | |
| | 20 + 25 + 35 | 2.15 | 2.69 | 3.76 | - | 1.6 | 8.6 | 9.1 | 370 | 2060 | 3000 | 9.6 | 9.1 | 8.8 | |
| | 20 + 25 + 50 | 1.81 | 2.26 | 4.53 | - | 1.6 | 8.6 | 9.1 | 370 | 2060 | 3000 | 9.6 | 9.1 | 8.8 | |
| | 20 + 25 + 60 | 1.64 | 2.05 | 4.91 | - | 1.6 | 8.6 | 9.1 | 370 | 2060 | 3000 | 9.6 | 9.1 | 8.8 | |
| | 20 + 35 + 35 | 1.91 | 3.34 | 3.34 | - | 1.6 | 8.6 | 9.1 | 370 | 2060 | 3000 | 9.6 | 9.1 | 8.8 | |
| | 20 + 35 + 50 | 1.64 | 2.87 | 4.10 | - | 1.6 | 8.6 | 9.1 | 370 | 2060 | 3000 | 9.6 | 9.1 | 8.8 | |
| | 20 + 35 + 60 | 1.50 | 2.62 | 4.49 | - | 1.6 | 8.6 | 9.1 | 370 | 2060 | 3000 | 9.6 | 9.1 | 8.8 | |
| | 20 + 50 + 50 | 1.43 | 3.58 | 3.58 | - | 1.6 | 8.6 | 9.1 | 370 | 2060 | 3000 | 9.6 | 9.1 | 8.8 | |
| | 25 + 25 + 25 | 2.87 | 2.87 | 2.87 | - | 1.6 | 8.6 | 9.1 | 370 | 2060 | 3000 | 9.6 | 9.1 | 8.8 | |
| | 25 + 25 + 35 | 2.53 | 2.53 | 3.54 | - | 1.6 | 8.6 | 9.1 | 370 | 2060 | 3000 | 9.6 | 9.1 | 8.8 | |
| | 25 + 25 + 50 | 2.15 | 2.15 | 4.30 | - | 1.6 | 8.6 | 9.1 | 370 | 2060 | 3000 | 9.6 | 9.1 | 8.8 | |
| | 25 + 25 + 60 | 1.95 | 1.95 | 4.69 | - | 1.6 | 8.6 | 9.1 | 370 | 2060 | 3000 | 9.6 | 9.1 | 8.8 | |
| | 25 + 35 + 35 | 2.26 | 3.17 | 3.17 | - | 1.6 | 8.6 | 9.1 | 370 | 2060 | 3000 | 9.6 | 9.1 | 8.8 | |
| | 25 + 35 + 50 | 1.95 | 2.74 | 3.91 | - | 1.6 | 8.6 | 9.1 | 370 | 2060 | 3000 | 9.6 | 9.1 | 8.8 | |
| | 25 + 35 + 60 | 1.79 | 2.51 | 4.30 | - | 1.6 | 8.6 | 9.1 | 370 | 2060 | 3000 | 9.6 | 9.1 | 8.8 | |
| | 25 + 50 + 50 | 1.72 | 3.44 | 3.44 | - | 1.6 | 8.6 | 9.1 | 370 | 2060 | 3000 | 9.6 | 9.1 | 8.8 | |
| | 35 + 35 + 35 | 2.87 | 2.87 | 2.87 | - | 1.6 | 8.6 | 9.1 | 370 | 2060 | 3000 | 9.6 | 9.1 | 8.8 | |
| | 35 + 35 + 50 | 2.51 | 2.51 | 3.58 | - | 1.6 | 8.6 | 9.1 | 370 | 2060 | 3000 | 9.6 | 9.1 | 8.8 | |
| | 4 room | 20 + 20 + 20 + 20 | 2.15 | 2.15 | 2.15 | 2.15 | 1.7 | 8.6 | 9.4 | 350 | 1750 | 3000 | 8.1 | 7.8 | 7.4 |
| | | 20 + 20 + 20 + 25 | 2.02 | 2.02 | 2.02 | 2.53 | 1.7 | 8.6 | 9.4 | 350 | 1750 | 3000 | 8.1 | 7.8 | 7.4 |
| 20 + 20 + 20 + 35 | | 1.81 | 1.81 | 1.81 | 3.17 | 1.7 | 8.6 | 9.4 | 350 | 1750 | 3000 | 8.1 | 7.8 | 7.4 | |
| 20 + 20 + 20 + 50 | | 1.56 | 1.56 | 1.56 | 3.91 | 1.7 | 8.6 | 9.4 | 350 | 1750 | 3000 | 8.1 | 7.8 | 7.4 | |
| 20 + 20 + 20 + 60 | | 1.43 | 1.43 | 1.43 | 4.30 | 1.7 | 8.6 | 9.4 | 350 | 1750 | 3000 | 8.1 | 7.8 | 7.4 | |
| 20 + 20 + 25 + 25 | | 1.91 | 1.91 | 2.39 | 2.39 | 1.7 | 8.6 | 9.4 | 350 | 1750 | 3000 | 8.1 | 7.8 | 7.4 | |
| 20 + 20 + 25 + 35 | | 1.72 | 1.72 | 2.15 | 3.01 | 1.7 | 8.6 | 9.4 | 350 | 1750 | 3000 | 8.1 | 7.8 | 7.4 | |
| 20 + 20 + 25 + 50 | | 1.50 | 1.50 | 1.87 | 3.74 | 1.7 | 8.6 | 9.4 | 350 | 1750 | 3000 | 8.1 | 7.8 | 7.4 | |
| 20 + 20 + 25 + 60 | | 1.38 | 1.38 | 1.72 | 4.13 | 1.7 | 8.6 | 9.4 | 350 | 1750 | 3000 | 8.1 | 7.8 | 7.4 | |
| 20 + 20 + 35 + 35 | | 1.56 | 1.56 | 2.74 | 2.74 | 1.7 | 8.6 | 9.4 | 350 | 1750 | 3000 | 8.1 | 7.8 | 7.4 | |
| 20 + 20 + 35 + 50 | | 1.38 | 1.38 | 2.41 | 3.44 | 1.7 | 8.6 | 9.4 | 350 | 1750 | 3000 | 8.1 | 7.8 | 7.4 | |
| 20 + 25 + 25 + 25 | | 1.81 | 2.26 | 2.26 | 2.26 | 1.7 | 8.6 | 9.4 | 350 | 1750 | 3000 | 8.1 | 7.8 | 7.4 | |
| 20 + 25 + 25 + 35 | | 1.64 | 2.05 | 2.05 | 2.87 | 1.7 | 8.6 | 9.4 | 350 | 1750 | 3000 | 8.1 | 7.8 | 7.4 | |
| 20 + 25 + 25 + 50 | | 1.43 | 1.79 | 1.79 | 3.58 | 1.7 | 8.6 | 9.4 | 350 | 1750 | 3000 | 8.1 | 7.8 | 7.4 | |
| 20 + 25 + 35 + 35 | | 1.50 | 1.87 | 2.62 | 2.62 | 1.7 | 8.6 | 9.4 | 350 | 1750 | 3000 | 8.1 | 7.8 | 7.4 | |
| 20 + 35 + 35 + 35 | | 1.38 | 2.41 | 2.41 | 2.41 | 1.7 | 8.6 | 9.4 | 350 | 1750 | 3000 | 8.1 | 7.8 | 7.4 | |
| 25 + 25 + 25 + 25 | | 2.15 | 2.15 | 2.15 | 2.15 | 1.7 | 8.6 | 9.4 | 350 | 1750 | 3000 | 8.1 | 7.8 | 7.4 | |
| 25 + 25 + 25 + 35 | 1.95 | 1.95 | 1.95 | 2.74 | 1.7 | 8.6 | 9.4 | 350 | 1750 | 3000 | 8.1 | 7.8 | 7.4 | | |
| 25 + 25 + 25 + 50 | 1.72 | 1.72 | 1.72 | 3.44 | 1.7 | 8.6 | 9.4 | 350 | 1750 | 3000 | 8.1 | 7.8 | 7.4 | | |
| 25 + 25 + 35 + 35 | 1.79 | 1.79 | 2.51 | 2.51 | 1.7 | 8.6 | 9.4 | 350 | 1750 | 3000 | 8.1 | 7.8 | 7.4 | | |

COMBINATIONS

| Indoor unit combination | | Cooling capacity (kW) | | | | | | | Power consumption(W) | | | Standard current(A) | | |
|-------------------------|-------------------|-----------------------|------|------|------|----------------|----------|------|----------------------|----------|------|---------------------|------|------|
| | | Room cooling capacity | | | | Total capacity | | | Min. | Standard | Max. | 220V | 230V | 240V |
| | | A | B | C | D | Min. | Standard | Max. | | | | | | |
| 1 room | 20 | 2.00 | - | - | - | 1.8 | 2.0 | 3.4 | 480 | 500 | 950 | 2.4 | 2.3 | 2.2 |
| | 25 | 2.50 | - | - | - | 1.8 | 2.5 | 3.8 | 480 | 680 | 1080 | 3.2 | 3.1 | 3.0 |
| | 35 | 3.50 | - | - | - | 1.8 | 3.5 | 4.5 | 480 | 1010 | 1240 | 4.7 | 4.5 | 4.3 |
| | 50 | 5.00 | - | - | - | 1.8 | 5.0 | 6.2 | 480 | 1530 | 2100 | 7.0 | 6.7 | 6.4 |
| | 60 | 6.00 | - | - | - | 1.8 | 6.0 | 6.9 | 480 | 1880 | 2700 | 8.6 | 8.3 | 7.9 |
| 2 room | 20 + 20 | 2.00 | 2.00 | - | - | 3.0 | 4.0 | 6.1 | 550 | 840 | 1910 | 4.0 | 3.8 | 3.6 |
| | 20 + 25 | 2.00 | 2.50 | - | - | 3.0 | 4.5 | 6.4 | 550 | 990 | 2060 | 4.6 | 4.4 | 4.3 |
| | 20 + 35 | 2.00 | 3.50 | - | - | 3.0 | 5.5 | 6.9 | 550 | 1320 | 2320 | 6.1 | 5.8 | 5.6 |
| | 20 + 50 | 2.03 | 5.07 | - | - | 3.0 | 7.1 | 7.7 | 550 | 1970 | 2750 | 9.0 | 8.7 | 8.3 |
| | 20 + 60 | 1.78 | 5.33 | - | - | 3.0 | 7.1 | 7.7 | 550 | 1970 | 2750 | 9.0 | 8.7 | 8.3 |
| | 25 + 25 | 2.50 | 2.50 | - | - | 3.0 | 5.0 | 6.8 | 550 | 1150 | 2270 | 5.4 | 5.1 | 4.9 |
| | 25 + 35 | 2.46 | 3.44 | - | - | 3.0 | 5.9 | 7.2 | 550 | 1470 | 2470 | 6.8 | 6.5 | 6.2 |
| | 25 + 50 | 2.37 | 4.73 | - | - | 3.0 | 7.1 | 7.7 | 550 | 1970 | 2750 | 9.0 | 8.7 | 8.3 |
| | 25 + 60 | 2.09 | 5.01 | - | - | 3.0 | 7.1 | 7.7 | 550 | 1970 | 2750 | 9.0 | 8.7 | 8.3 |
| | 35 + 35 | 3.55 | 3.55 | - | - | 3.0 | 7.1 | 7.7 | 550 | 1970 | 2750 | 9.0 | 8.7 | 8.3 |
| | 35 + 50 | 2.92 | 4.18 | - | - | 3.0 | 7.1 | 7.7 | 550 | 1970 | 2750 | 9.0 | 8.7 | 8.3 |
| | 35 + 60 | 2.62 | 4.48 | - | - | 3.0 | 7.1 | 7.7 | 550 | 1970 | 2750 | 9.0 | 8.7 | 8.3 |
| | 50 + 50 | 3.55 | 3.55 | - | - | 3.0 | 7.1 | 7.7 | 550 | 1970 | 2750 | 9.0 | 8.7 | 8.3 |
| | 50 + 60 | 3.23 | 3.87 | - | - | 3.0 | 7.1 | 7.7 | 550 | 1970 | 2750 | 9.0 | 8.7 | 8.3 |
| | 60 + 60 | 3.55 | 3.55 | - | - | 3.0 | 7.1 | 7.7 | 550 | 1970 | 2750 | 9.0 | 8.7 | 8.3 |
| 3 room | 20 + 20 + 20 | 2.00 | 2.00 | 2.00 | - | 3.7 | 6.0 | 8.2 | 670 | 1240 | 2750 | 5.8 | 5.5 | 5.3 |
| | 20 + 20 + 25 | 2.00 | 2.00 | 2.50 | - | 3.7 | 6.5 | 8.2 | 670 | 1390 | 2750 | 6.4 | 6.1 | 5.9 |
| | 20 + 20 + 35 | 1.89 | 1.89 | 3.31 | - | 3.7 | 7.1 | 8.2 | 670 | 1520 | 2750 | 7.0 | 6.7 | 6.4 |
| | 20 + 20 + 50 | 1.58 | 1.58 | 3.94 | - | 3.7 | 7.1 | 8.2 | 670 | 1520 | 2750 | 7.0 | 6.7 | 6.4 |
| | 20 + 20 + 60 | 1.42 | 1.42 | 4.26 | - | 3.7 | 7.1 | 8.2 | 670 | 1520 | 2750 | 7.0 | 6.7 | 6.4 |
| | 20 + 25 + 25 | 2.03 | 2.54 | 2.54 | - | 3.7 | 7.1 | 8.2 | 670 | 1520 | 2750 | 7.0 | 6.7 | 6.4 |
| | 20 + 25 + 35 | 1.78 | 2.22 | 3.11 | - | 3.7 | 7.1 | 8.2 | 670 | 1520 | 2750 | 7.0 | 6.7 | 6.4 |
| | 20 + 25 + 50 | 1.49 | 1.87 | 3.74 | - | 3.7 | 7.1 | 8.2 | 670 | 1520 | 2750 | 7.0 | 6.7 | 6.4 |
| | 20 + 25 + 60 | 1.35 | 1.69 | 4.06 | - | 3.7 | 7.1 | 8.2 | 670 | 1520 | 2750 | 7.0 | 6.7 | 6.4 |
| | 20 + 35 + 35 | 1.58 | 2.76 | 2.76 | - | 3.7 | 7.1 | 8.2 | 670 | 1520 | 2750 | 7.0 | 6.7 | 6.4 |
| | 20 + 35 + 50 | 1.35 | 2.37 | 3.38 | - | 3.7 | 7.1 | 8.2 | 670 | 1520 | 2750 | 7.0 | 6.7 | 6.4 |
| | 20 + 35 + 60 | 1.23 | 2.16 | 3.70 | - | 3.7 | 7.1 | 8.2 | 670 | 1520 | 2750 | 7.0 | 6.7 | 6.4 |
| | 20 + 50 + 50 | 1.18 | 2.96 | 2.96 | - | 3.7 | 7.1 | 8.2 | 670 | 1520 | 2750 | 7.0 | 6.7 | 6.4 |
| | 25 + 25 + 25 | 2.37 | 2.37 | 2.37 | - | 3.7 | 7.1 | 8.2 | 670 | 1520 | 2750 | 7.0 | 6.7 | 6.4 |
| | 25 + 25 + 35 | 2.09 | 2.09 | 2.92 | - | 3.7 | 7.1 | 8.2 | 670 | 1520 | 2750 | 7.0 | 6.7 | 6.4 |
| | 25 + 25 + 50 | 1.78 | 1.78 | 3.55 | - | 3.7 | 7.1 | 8.2 | 670 | 1520 | 2750 | 7.0 | 6.7 | 6.4 |
| | 25 + 25 + 60 | 1.61 | 1.61 | 3.87 | - | 3.7 | 7.1 | 8.2 | 670 | 1520 | 2750 | 7.0 | 6.7 | 6.4 |
| | 25 + 35 + 35 | 1.87 | 2.62 | 2.62 | - | 3.7 | 7.1 | 8.2 | 670 | 1520 | 2750 | 7.0 | 6.7 | 6.4 |
| | 25 + 35 + 50 | 1.61 | 2.26 | 3.23 | - | 3.7 | 7.1 | 8.2 | 670 | 1520 | 2750 | 7.0 | 6.7 | 6.4 |
| | 25 + 35 + 60 | 1.48 | 2.07 | 3.55 | - | 3.7 | 7.1 | 8.2 | 670 | 1520 | 2750 | 7.0 | 6.7 | 6.4 |
| 25 + 50 + 50 | 1.42 | 2.84 | 2.84 | - | 3.7 | 7.1 | 8.2 | 670 | 1520 | 2750 | 7.0 | 6.7 | 6.4 | |
| 35 + 35 + 35 | 2.37 | 2.37 | 2.37 | - | 3.7 | 7.1 | 8.2 | 670 | 1520 | 2750 | 7.0 | 6.7 | 6.4 | |
| 35 + 35 + 50 | 2.07 | 2.07 | 2.96 | - | 3.7 | 7.1 | 8.2 | 670 | 1520 | 2750 | 7.0 | 6.7 | 6.4 | |
| 4 room | 20 + 20 + 20 + 20 | 1.78 | 1.78 | 1.78 | 1.78 | 4.4 | 7.1 | 8.8 | 890 | 1420 | 2750 | 6.5 | 6.2 | 6.0 |
| | 20 + 20 + 20 + 25 | 1.67 | 1.67 | 1.67 | 2.09 | 4.4 | 7.1 | 8.8 | 890 | 1420 | 2750 | 6.5 | 6.2 | 6.0 |
| | 20 + 20 + 20 + 35 | 1.49 | 1.49 | 1.49 | 2.62 | 4.4 | 7.1 | 8.8 | 890 | 1420 | 2750 | 6.5 | 6.2 | 6.0 |
| | 20 + 20 + 20 + 50 | 1.29 | 1.29 | 1.29 | 3.23 | 4.4 | 7.1 | 8.8 | 890 | 1420 | 2750 | 6.5 | 6.2 | 6.0 |
| | 20 + 20 + 20 + 60 | 1.18 | 1.18 | 1.18 | 3.55 | 4.4 | 7.1 | 8.8 | 890 | 1420 | 2750 | 6.5 | 6.2 | 6.0 |
| | 20 + 20 + 25 + 25 | 1.58 | 1.58 | 1.97 | 1.97 | 4.4 | 7.1 | 8.8 | 890 | 1420 | 2750 | 6.5 | 6.2 | 6.0 |
| | 20 + 20 + 25 + 35 | 1.42 | 1.42 | 1.78 | 2.49 | 4.4 | 7.1 | 8.8 | 890 | 1420 | 2750 | 6.5 | 6.2 | 6.0 |
| | 20 + 20 + 25 + 50 | 1.23 | 1.23 | 1.54 | 3.09 | 4.4 | 7.1 | 8.8 | 890 | 1420 | 2750 | 6.5 | 6.2 | 6.0 |
| | 20 + 20 + 25 + 60 | 1.14 | 1.14 | 1.42 | 3.41 | 4.4 | 7.1 | 8.8 | 890 | 1420 | 2750 | 6.5 | 6.2 | 6.0 |
| | 20 + 20 + 35 + 35 | 1.29 | 1.29 | 2.26 | 2.26 | 4.4 | 7.1 | 8.8 | 890 | 1420 | 2750 | 6.5 | 6.2 | 6.0 |
| | 20 + 20 + 35 + 50 | 1.14 | 1.14 | 1.99 | 2.84 | 4.4 | 7.1 | 8.8 | 890 | 1420 | 2750 | 6.5 | 6.2 | 6.0 |
| | 20 + 25 + 25 + 25 | 1.49 | 1.87 | 1.87 | 1.87 | 4.4 | 7.1 | 8.8 | 890 | 1420 | 2750 | 6.5 | 6.2 | 6.0 |
| | 20 + 25 + 25 + 35 | 1.35 | 1.69 | 1.69 | 2.37 | 4.4 | 7.1 | 8.8 | 890 | 1420 | 2750 | 6.5 | 6.2 | 6.0 |
| | 20 + 25 + 25 + 50 | 1.18 | 1.48 | 1.48 | 2.96 | 4.4 | 7.1 | 8.8 | 890 | 1420 | 2750 | 6.5 | 6.2 | 6.0 |
| | 20 + 25 + 35 + 35 | 1.23 | 1.54 | 2.16 | 2.16 | 4.4 | 7.1 | 8.8 | 890 | 1420 | 2750 | 6.5 | 6.2 | 6.0 |
| 20 + 35 + 35 + 35 | 1.14 | 1.99 | 1.99 | 1.99 | 4.4 | 7.1 | 8.8 | 890 | 1420 | 2750 | 6.5 | 6.2 | 6.0 | |
| 25 + 25 + 25 + 25 | 1.78 | 1.78 | 1.78 | 1.78 | 4.4 | 7.1 | 8.8 | 890 | 1420 | 2750 | 6.5 | 6.2 | 6.0 | |
| 25 + 25 + 25 + 35 | 1.61 | 1.61 | 1.61 | 2.26 | 4.4 | 7.1 | 8.8 | 890 | 1420 | 2750 | 6.5 | 6.2 | 6.0 | |
| 25 + 25 + 25 + 50 | 1.42 | 1.42 | 1.42 | 2.84 | 4.4 | 7.1 | 8.8 | 890 | 1420 | 2750 | 6.5 | 6.2 | 6.0 | |
| 25 + 25 + 35 + 35 | 1.48 | 1.48 | 2.07 | 2.07 | 4.4 | 7.1 | 8.8 | 890 | 1420 | 2750 | 6.5 | 6.2 | 6.0 | |



MULTI-SPLIT SYSTEM

SCM71ZS-W Table of Indoor unit combination with other indoor unit

| Indoor unit combination | | Heating capacity (kW) | | | | | | | Power consumption(W) | | | Standard current(A) | | |
|-------------------------|--------------|-----------------------|------|------|------|----------------|----------|------|----------------------|----------|------|---------------------|------|------|
| | | Room heating capacity | | | | Total capacity | | | Min. | Standard | Max. | 220V | 230V | 240V |
| | | A | B | C | D | Min. | Standard | Max. | | | | | | |
| 1 room | 20 | 3.00 | - | - | - | 1.1 | 3.0 | 3.5 | 390 | 1060 | 1330 | 5.0 | 4.8 | 4.6 |
| | 25 | 3.40 | - | - | - | 1.1 | 3.4 | 4.0 | 390 | 1220 | 1510 | 5.7 | 5.5 | 5.2 |
| | 35 | 4.50 | - | - | - | 1.1 | 4.5 | 4.8 | 390 | 1510 | 1790 | 7.0 | 6.7 | 6.4 |
| | 50 | 5.80 | - | - | - | 1.1 | 5.8 | 6.2 | 390 | 1950 | 2310 | 9.0 | 8.7 | 8.3 |
| | 60 | 6.80 | - | - | - | 1.1 | 6.8 | 7.1 | 390 | 2240 | 2660 | 10.4 | 9.9 | 9.5 |
| 2 room | 71 | 8.00 | - | - | - | 1.1 | 8.0 | 8.1 | 390 | 2740 | 3000 | 12.7 | 12.2 | 11.6 |
| | 20 + 20 | 2.70 | 2.70 | - | - | 1.5 | 5.4 | 7.0 | 350 | 1370 | 1870 | 6.4 | 6.1 | 5.9 |
| | 20 + 25 | 2.62 | 3.28 | - | - | 1.5 | 5.9 | 7.3 | 350 | 1560 | 2130 | 7.3 | 6.9 | 6.7 |
| | 20 + 35 | 2.51 | 4.39 | - | - | 1.5 | 6.9 | 7.9 | 350 | 1950 | 2650 | 9.0 | 8.7 | 8.3 |
| | 20 + 50 | 2.46 | 6.14 | - | - | 1.5 | 8.6 | 8.7 | 350 | 2460 | 3000 | 11.4 | 10.9 | 10.5 |
| | 20 + 60 | 2.15 | 6.45 | - | - | 1.5 | 8.6 | 8.7 | 350 | 2460 | 3000 | 11.4 | 10.9 | 10.5 |
| | 20 + 71 | 1.89 | 6.71 | - | - | 1.5 | 8.6 | 8.7 | 350 | 2460 | 3000 | 11.4 | 10.9 | 10.5 |
| | 25 + 25 | 3.20 | 3.20 | - | - | 1.5 | 6.4 | 7.7 | 350 | 1740 | 2480 | 8.1 | 7.7 | 7.4 |
| | 25 + 35 | 3.08 | 4.32 | - | - | 1.5 | 7.4 | 8.2 | 350 | 2130 | 2910 | 9.9 | 9.4 | 9.1 |
| | 25 + 50 | 2.87 | 5.73 | - | - | 1.5 | 8.6 | 8.7 | 350 | 2460 | 3000 | 11.4 | 10.9 | 10.5 |
| | 25 + 60 | 2.53 | 6.07 | - | - | 1.5 | 8.6 | 8.7 | 350 | 2460 | 3000 | 11.4 | 10.9 | 10.5 |
| | 25 + 71 | 2.24 | 6.36 | - | - | 1.5 | 8.6 | 8.7 | 350 | 2460 | 3000 | 11.4 | 10.9 | 10.5 |
| | 35 + 35 | 4.30 | 4.30 | - | - | 1.5 | 8.6 | 8.7 | 350 | 2460 | 3000 | 11.4 | 10.9 | 10.5 |
| | 35 + 50 | 3.54 | 5.06 | - | - | 1.5 | 8.6 | 8.7 | 350 | 2460 | 3000 | 11.4 | 10.9 | 10.5 |
| | 35 + 60 | 3.17 | 5.43 | - | - | 1.5 | 8.6 | 8.7 | 350 | 2460 | 3000 | 11.4 | 10.9 | 10.5 |
| | 35 + 71 | 2.84 | 5.76 | - | - | 1.5 | 8.6 | 8.7 | 350 | 2460 | 3000 | 11.4 | 10.9 | 10.5 |
| | 50 + 50 | 4.30 | 4.30 | - | - | 1.5 | 8.6 | 8.7 | 350 | 2460 | 3000 | 11.4 | 10.9 | 10.5 |
| | 50 + 60 | 3.91 | 4.69 | - | - | 1.5 | 8.6 | 8.7 | 350 | 2460 | 3000 | 11.4 | 10.9 | 10.5 |
| | 50 + 71 | 3.55 | 5.05 | - | - | 1.5 | 8.6 | 8.7 | 350 | 2460 | 3000 | 11.4 | 10.9 | 10.5 |
| | 60 + 60 | 4.30 | 4.30 | - | - | 1.5 | 8.6 | 8.7 | 350 | 2460 | 3000 | 11.4 | 10.9 | 10.5 |
| 3 room | 20 + 20 + 20 | 2.57 | 2.57 | 2.57 | - | 1.6 | 7.7 | 8.9 | 370 | 1870 | 3000 | 8.7 | 8.3 | 8.0 |
| | 20 + 20 + 25 | 2.46 | 2.46 | 3.08 | - | 1.6 | 8.0 | 8.9 | 370 | 1970 | 3000 | 9.1 | 8.7 | 8.4 |
| | 20 + 20 + 35 | 2.29 | 2.29 | 4.01 | - | 1.6 | 8.6 | 8.9 | 370 | 2410 | 3000 | 11.2 | 10.7 | 10.2 |
| | 20 + 20 + 50 | 1.91 | 1.91 | 4.78 | - | 1.6 | 8.6 | 8.9 | 370 | 2410 | 3000 | 11.2 | 10.7 | 10.2 |
| | 20 + 20 + 60 | 1.72 | 1.72 | 5.16 | - | 1.6 | 8.6 | 8.9 | 370 | 2410 | 3000 | 11.2 | 10.7 | 10.2 |
| | 20 + 20 + 71 | 1.55 | 1.55 | 5.50 | - | 1.6 | 8.6 | 8.9 | 370 | 2410 | 3000 | 11.2 | 10.7 | 10.2 |
| | 20 + 25 + 25 | 2.46 | 3.07 | 3.07 | - | 1.6 | 8.6 | 8.9 | 370 | 2410 | 3000 | 11.2 | 10.7 | 10.2 |
| | 20 + 25 + 35 | 2.15 | 2.69 | 3.76 | - | 1.6 | 8.6 | 8.9 | 370 | 2410 | 3000 | 11.2 | 10.7 | 10.2 |
| | 20 + 25 + 50 | 1.81 | 2.26 | 4.53 | - | 1.6 | 8.6 | 8.9 | 370 | 2410 | 3000 | 11.2 | 10.7 | 10.2 |
| | 20 + 25 + 60 | 1.64 | 2.05 | 4.91 | - | 1.6 | 8.6 | 8.9 | 370 | 2410 | 3000 | 11.2 | 10.7 | 10.2 |
| | 20 + 25 + 71 | 1.48 | 1.85 | 5.26 | - | 1.6 | 8.6 | 8.9 | 370 | 2410 | 3000 | 11.2 | 10.7 | 10.2 |
| | 20 + 35 + 35 | 1.91 | 3.34 | 3.34 | - | 1.6 | 8.6 | 8.9 | 370 | 2410 | 3000 | 11.2 | 10.7 | 10.2 |
| | 20 + 35 + 50 | 1.64 | 2.87 | 4.10 | - | 1.6 | 8.6 | 8.9 | 370 | 2410 | 3000 | 11.2 | 10.7 | 10.2 |
| | 20 + 35 + 60 | 1.50 | 2.62 | 4.49 | - | 1.6 | 8.6 | 8.9 | 370 | 2410 | 3000 | 11.2 | 10.7 | 10.2 |
| | 20 + 35 + 71 | 1.37 | 2.39 | 4.85 | - | 1.6 | 8.6 | 8.9 | 370 | 2410 | 3000 | 11.2 | 10.7 | 10.2 |
| | 20 + 50 + 50 | 1.43 | 3.58 | 3.58 | - | 1.6 | 8.6 | 8.9 | 370 | 2410 | 3000 | 11.2 | 10.7 | 10.2 |
| | 25 + 25 + 25 | 2.87 | 2.87 | 2.87 | - | 1.6 | 8.6 | 8.9 | 370 | 2410 | 3000 | 11.2 | 10.7 | 10.2 |
| | 25 + 25 + 35 | 2.53 | 2.53 | 3.54 | - | 1.6 | 8.6 | 8.9 | 370 | 2410 | 3000 | 11.2 | 10.7 | 10.2 |
| | 25 + 25 + 50 | 2.15 | 2.15 | 4.30 | - | 1.6 | 8.6 | 8.9 | 370 | 2410 | 3000 | 11.2 | 10.7 | 10.2 |
| | 25 + 25 + 60 | 1.95 | 1.95 | 4.69 | - | 1.6 | 8.6 | 8.9 | 370 | 2410 | 3000 | 11.2 | 10.7 | 10.2 |
| | 25 + 25 + 71 | 1.78 | 1.78 | 5.05 | - | 1.6 | 8.6 | 8.9 | 370 | 2410 | 3000 | 11.2 | 10.7 | 10.2 |
| | 25 + 35 + 35 | 2.26 | 3.17 | 3.17 | - | 1.6 | 8.6 | 8.9 | 370 | 2410 | 3000 | 11.2 | 10.7 | 10.2 |
| | 25 + 35 + 50 | 1.95 | 2.74 | 3.91 | - | 1.6 | 8.6 | 8.9 | 370 | 2410 | 3000 | 11.2 | 10.7 | 10.2 |
| | 25 + 35 + 60 | 1.79 | 2.51 | 4.30 | - | 1.6 | 8.6 | 8.9 | 370 | 2410 | 3000 | 11.2 | 10.7 | 10.2 |
| | 25 + 50 + 50 | 1.72 | 3.44 | 3.44 | - | 1.6 | 8.6 | 8.9 | 370 | 2410 | 3000 | 11.2 | 10.7 | 10.2 |
| | 35 + 35 + 35 | 2.87 | 2.87 | 2.87 | - | 1.6 | 8.6 | 8.9 | 370 | 2410 | 3000 | 11.2 | 10.7 | 10.2 |
| | 35 + 35 + 50 | 2.51 | 2.51 | 3.58 | - | 1.6 | 8.6 | 8.9 | 370 | 2410 | 3000 | 11.2 | 10.7 | 10.2 |
| | 4 room | 20 + 20 + 20 + 20 | 2.15 | 2.15 | 2.15 | 2.15 | 1.7 | 8.6 | 9.1 | 350 | 1990 | 3000 | 9.2 | 8.8 |
| 20 + 20 + 20 + 25 | | 2.02 | 2.02 | 2.02 | 2.53 | 1.7 | 8.6 | 9.1 | 350 | 1990 | 3000 | 9.2 | 8.8 | 8.5 |
| 20 + 20 + 20 + 35 | | 1.81 | 1.81 | 1.81 | 3.17 | 1.7 | 8.6 | 9.1 | 350 | 1990 | 3000 | 9.2 | 8.8 | 8.5 |
| 20 + 20 + 20 + 50 | | 1.56 | 1.56 | 1.56 | 3.91 | 1.7 | 8.6 | 9.1 | 350 | 1990 | 3000 | 9.2 | 8.8 | 8.5 |
| 20 + 20 + 20 + 60 | | 1.43 | 1.43 | 1.43 | 4.30 | 1.7 | 8.6 | 9.1 | 350 | 1990 | 3000 | 9.2 | 8.8 | 8.5 |
| 20 + 20 + 25 + 25 | | 1.91 | 1.91 | 2.39 | 2.39 | 1.7 | 8.6 | 9.1 | 350 | 1990 | 3000 | 9.2 | 8.8 | 8.5 |
| 20 + 20 + 25 + 35 | | 1.72 | 1.72 | 2.15 | 3.01 | 1.7 | 8.6 | 9.1 | 350 | 1990 | 3000 | 9.2 | 8.8 | 8.5 |
| 20 + 20 + 25 + 50 | | 1.50 | 1.50 | 1.87 | 3.74 | 1.7 | 8.6 | 9.1 | 350 | 1990 | 3000 | 9.2 | 8.8 | 8.5 |
| 20 + 20 + 25 + 60 | | 1.38 | 1.38 | 1.72 | 4.13 | 1.7 | 8.6 | 9.1 | 350 | 1990 | 3000 | 9.2 | 8.8 | 8.5 |
| 20 + 20 + 35 + 35 | | 1.56 | 1.56 | 2.74 | 2.74 | 1.7 | 8.6 | 9.1 | 350 | 1990 | 3000 | 9.2 | 8.8 | 8.5 |
| 20 + 20 + 35 + 50 | | 1.38 | 1.38 | 2.41 | 3.44 | 1.7 | 8.6 | 9.1 | 350 | 1990 | 3000 | 9.2 | 8.8 | 8.5 |
| 20 + 25 + 25 + 25 | | 1.81 | 2.26 | 2.26 | 2.26 | 1.7 | 8.6 | 9.1 | 350 | 1990 | 3000 | 9.2 | 8.8 | 8.5 |
| 20 + 25 + 25 + 35 | | 1.64 | 2.05 | 2.05 | 2.87 | 1.7 | 8.6 | 9.1 | 350 | 1990 | 3000 | 9.2 | 8.8 | 8.5 |
| 20 + 25 + 25 + 50 | | 1.43 | 1.79 | 1.79 | 3.58 | 1.7 | 8.6 | 9.1 | 350 | 1990 | 3000 | 9.2 | 8.8 | 8.5 |
| 20 + 25 + 35 + 35 | | 1.50 | 1.87 | 2.62 | 2.62 | 1.7 | 8.6 | 9.1 | 350 | 1990 | 3000 | 9.2 | 8.8 | 8.5 |
| 20 + 35 + 35 + 35 | | 1.38 | 2.41 | 2.41 | 2.41 | 1.7 | 8.6 | 9.1 | 350 | 1990 | 3000 | 9.2 | 8.8 | 8.5 |
| 25 + 25 + 25 + 25 | | 2.15 | 2.15 | 2.15 | 2.15 | 1.7 | 8.6 | 9.1 | 350 | 1990 | 3000 | 9.2 | 8.8 | 8.5 |
| 25 + 25 + 25 + 35 | | 1.95 | 1.95 | 1.95 | 2.74 | 1.7 | 8.6 | 9.1 | 350 | 1990 | 3000 | 9.2 | 8.8 | 8.5 |
| 25 + 25 + 25 + 50 | 1.72 | 1.72 | 1.72 | 3.44 | 1.7 | 8.6 | 9.1 | 350 | 1990 | 3000 | 9.2 | 8.8 | 8.5 | |
| 25 + 25 + 35 + 35 | 1.79 | 1.79 | 2.51 | 2.51 | 1.7 | 8.6 | 9.1 | 350 | 1990 | 3000 | 9.2 | 8.8 | 8.5 | |

COMBINATIONS

| Indoor unit combination | | Cooling capacity (kW) | | | | | | | Power consumption(W) | | | Standard current(A) | | |
|-------------------------|-------------------|-----------------------|------|------|------|----------------|----------|------|----------------------|----------|------|---------------------|------|------|
| | | Room cooling capacity | | | | Total capacity | | | Min. | Standard | Max. | 220V | 230V | 240V |
| | | A | B | C | D | Min. | Standard | Max. | | | | | | |
| 1 room | 20 | 2.00 | - | - | - | 1.8 | 2.0 | 2.7 | 480 | 530 | 950 | 2.5 | 2.4 | 2.3 |
| | 25 | 2.50 | - | - | - | 1.8 | 2.5 | 3.2 | 480 | 730 | 1080 | 3.5 | 3.3 | 3.2 |
| | 35 | 3.50 | - | - | - | 1.8 | 3.5 | 3.7 | 480 | 1120 | 1240 | 5.2 | 5.0 | 4.8 |
| | 50 | 5.00 | - | - | - | 1.8 | 5.0 | 5.8 | 480 | 1710 | 2100 | 7.9 | 7.5 | 7.2 |
| | 60 | 6.00 | - | - | - | 1.8 | 6.0 | 6.7 | 480 | 2140 | 2700 | 9.8 | 9.4 | 9.0 |
| 2 room | 71 | 7.10 | - | - | - | 1.8 | 7.1 | 7.2 | 480 | 2430 | 2830 | 11.2 | 10.7 | 10.2 |
| | 20 + 20 | 2.00 | 2.00 | - | - | 3.0 | 4.0 | 5.8 | 550 | 930 | 1910 | 4.4 | 4.2 | 4.0 |
| | 20 + 25 | 2.00 | 2.50 | - | - | 3.0 | 4.5 | 6.1 | 550 | 1170 | 2060 | 5.5 | 5.2 | 5.0 |
| | 20 + 35 | 2.00 | 3.50 | - | - | 3.0 | 5.5 | 6.6 | 550 | 1590 | 2320 | 7.3 | 7.0 | 6.7 |
| | 20 + 50 | 2.03 | 5.07 | - | - | 3.0 | 7.1 | 7.3 | 550 | 2340 | 2750 | 10.7 | 10.3 | 9.8 |
| | 20 + 60 | 1.78 | 5.33 | - | - | 3.0 | 7.1 | 7.3 | 550 | 2340 | 2750 | 10.7 | 10.3 | 9.8 |
| | 20 + 71 | 1.56 | 5.54 | - | - | 3.0 | 7.1 | 7.3 | 550 | 2340 | 2750 | 10.7 | 10.3 | 9.8 |
| | 25 + 25 | 2.50 | 2.50 | - | - | 3.0 | 5.0 | 6.5 | 550 | 1360 | 2270 | 6.3 | 6.0 | 5.8 |
| | 25 + 35 | 2.46 | 3.44 | - | - | 3.0 | 5.9 | 6.8 | 550 | 1780 | 2470 | 8.2 | 7.8 | 7.5 |
| | 25 + 50 | 2.37 | 4.73 | - | - | 3.0 | 7.1 | 7.3 | 550 | 2340 | 2750 | 10.7 | 10.3 | 9.8 |
| | 25 + 60 | 2.09 | 5.01 | - | - | 3.0 | 7.1 | 7.3 | 550 | 2340 | 2750 | 10.7 | 10.3 | 9.8 |
| | 25 + 71 | 1.85 | 5.25 | - | - | 3.0 | 7.1 | 7.3 | 550 | 2340 | 2750 | 10.7 | 10.3 | 9.8 |
| | 35 + 35 | 3.55 | 3.55 | - | - | 3.0 | 7.1 | 7.3 | 550 | 2340 | 2750 | 10.7 | 10.3 | 9.8 |
| | 35 + 50 | 2.92 | 4.18 | - | - | 3.0 | 7.1 | 7.3 | 550 | 2340 | 2750 | 10.7 | 10.3 | 9.8 |
| | 35 + 60 | 2.62 | 4.48 | - | - | 3.0 | 7.1 | 7.3 | 550 | 2340 | 2750 | 10.7 | 10.3 | 9.8 |
| | 35 + 71 | 2.34 | 4.76 | - | - | 3.0 | 7.1 | 7.3 | 550 | 2340 | 2750 | 10.7 | 10.3 | 9.8 |
| | 50 + 50 | 3.55 | 3.55 | - | - | 3.0 | 7.1 | 7.3 | 550 | 2340 | 2750 | 10.7 | 10.3 | 9.8 |
| | 50 + 60 | 3.23 | 3.87 | - | - | 3.0 | 7.1 | 7.3 | 550 | 2340 | 2750 | 10.7 | 10.3 | 9.8 |
| | 50 + 71 | 2.93 | 4.17 | - | - | 3.0 | 7.1 | 7.3 | 550 | 2340 | 2750 | 10.7 | 10.3 | 9.8 |
| | 60 + 60 | 3.55 | 3.55 | - | - | 3.0 | 7.1 | 7.3 | 550 | 2340 | 2750 | 10.7 | 10.3 | 9.8 |
| 3 room | 20 + 20 + 20 | 2.00 | 2.00 | 2.00 | - | 3.7 | 6.0 | 7.8 | 670 | 1440 | 2750 | 6.6 | 6.4 | 6.1 |
| | 20 + 20 + 25 | 2.00 | 2.00 | 2.50 | - | 3.7 | 6.5 | 7.8 | 670 | 1630 | 2750 | 7.5 | 7.2 | 6.9 |
| | 20 + 20 + 35 | 1.89 | 1.89 | 3.31 | - | 3.7 | 7.1 | 7.8 | 670 | 1870 | 2750 | 8.6 | 8.2 | 7.9 |
| | 20 + 20 + 50 | 1.58 | 1.58 | 3.94 | - | 3.7 | 7.1 | 7.8 | 670 | 1870 | 2750 | 8.6 | 8.2 | 7.9 |
| | 20 + 20 + 60 | 1.42 | 1.42 | 4.26 | - | 3.7 | 7.1 | 7.8 | 670 | 1870 | 2750 | 8.6 | 8.2 | 7.9 |
| | 20 + 20 + 71 | 1.28 | 1.28 | 4.54 | - | 3.7 | 7.1 | 7.8 | 670 | 1870 | 2750 | 8.6 | 8.2 | 7.9 |
| | 20 + 25 + 25 | 2.03 | 2.54 | 2.54 | - | 3.7 | 7.1 | 7.8 | 670 | 1870 | 2750 | 8.6 | 8.2 | 7.9 |
| | 20 + 25 + 35 | 1.78 | 2.22 | 3.11 | - | 3.7 | 7.1 | 7.8 | 670 | 1870 | 2750 | 8.6 | 8.2 | 7.9 |
| | 20 + 25 + 50 | 1.49 | 1.87 | 3.74 | - | 3.7 | 7.1 | 7.8 | 670 | 1870 | 2750 | 8.6 | 8.2 | 7.9 |
| | 20 + 25 + 60 | 1.35 | 1.69 | 4.06 | - | 3.7 | 7.1 | 7.8 | 670 | 1870 | 2750 | 8.6 | 8.2 | 7.9 |
| | 20 + 25 + 71 | 1.22 | 1.53 | 4.35 | - | 3.7 | 7.1 | 7.8 | 670 | 1870 | 2750 | 8.6 | 8.2 | 7.9 |
| | 20 + 35 + 35 | 1.58 | 2.76 | 2.76 | - | 3.7 | 7.1 | 7.8 | 670 | 1870 | 2750 | 8.6 | 8.2 | 7.9 |
| | 20 + 35 + 50 | 1.35 | 2.37 | 3.38 | - | 3.7 | 7.1 | 7.8 | 670 | 1870 | 2750 | 8.6 | 8.2 | 7.9 |
| | 20 + 35 + 60 | 1.23 | 2.16 | 3.70 | - | 3.7 | 7.1 | 7.8 | 670 | 1870 | 2750 | 8.6 | 8.2 | 7.9 |
| | 20 + 35 + 71 | 1.13 | 1.97 | 4.00 | - | 3.7 | 7.1 | 7.8 | 670 | 1870 | 2750 | 8.6 | 8.2 | 7.9 |
| | 20 + 50 + 50 | 1.18 | 2.96 | 2.96 | - | 3.7 | 7.1 | 7.8 | 670 | 1870 | 2750 | 8.6 | 8.2 | 7.9 |
| | 25 + 25 + 25 | 2.37 | 2.37 | 2.37 | - | 3.7 | 7.1 | 7.8 | 670 | 1870 | 2750 | 8.6 | 8.2 | 7.9 |
| | 25 + 25 + 35 | 2.09 | 2.09 | 2.92 | - | 3.7 | 7.1 | 7.8 | 670 | 1870 | 2750 | 8.6 | 8.2 | 7.9 |
| | 25 + 25 + 50 | 1.78 | 1.78 | 3.55 | - | 3.7 | 7.1 | 7.8 | 670 | 1870 | 2750 | 8.6 | 8.2 | 7.9 |
| | 25 + 25 + 60 | 1.61 | 1.61 | 3.87 | - | 3.7 | 7.1 | 7.8 | 670 | 1870 | 2750 | 8.6 | 8.2 | 7.9 |
| | 25 + 25 + 71 | 1.47 | 1.47 | 4.17 | - | 3.7 | 7.1 | 7.8 | 670 | 1870 | 2750 | 8.6 | 8.2 | 7.9 |
| | 25 + 35 + 35 | 1.87 | 2.62 | 2.62 | - | 3.7 | 7.1 | 7.8 | 670 | 1870 | 2750 | 8.6 | 8.2 | 7.9 |
| | 25 + 35 + 50 | 1.61 | 2.26 | 3.23 | - | 3.7 | 7.1 | 7.8 | 670 | 1870 | 2750 | 8.6 | 8.2 | 7.9 |
| | 25 + 35 + 60 | 1.48 | 2.07 | 3.55 | - | 3.7 | 7.1 | 7.8 | 670 | 1870 | 2750 | 8.6 | 8.2 | 7.9 |
| | 25 + 50 + 50 | 1.42 | 2.84 | 2.84 | - | 3.7 | 7.1 | 7.8 | 670 | 1870 | 2750 | 8.6 | 8.2 | 7.9 |
| 35 + 35 + 35 | 2.37 | 2.37 | 2.37 | - | 3.7 | 7.1 | 7.8 | 670 | 1870 | 2750 | 8.6 | 8.2 | 7.9 | |
| 35 + 35 + 50 | 2.07 | 2.07 | 2.96 | - | 3.7 | 7.1 | 7.8 | 670 | 1870 | 2750 | 8.6 | 8.2 | 7.9 | |
| 4 room | 20 + 20 + 20 + 20 | 1.78 | 1.78 | 1.78 | 1.78 | 4.4 | 7.1 | 8.3 | 890 | 1780 | 2750 | 8.2 | 7.8 | 7.5 |
| | 20 + 20 + 20 + 25 | 1.67 | 1.67 | 1.67 | 2.09 | 4.4 | 7.1 | 8.3 | 890 | 1780 | 2750 | 8.2 | 7.8 | 7.5 |
| | 20 + 20 + 20 + 35 | 1.49 | 1.49 | 1.49 | 2.62 | 4.4 | 7.1 | 8.3 | 890 | 1780 | 2750 | 8.2 | 7.8 | 7.5 |
| | 20 + 20 + 20 + 50 | 1.29 | 1.29 | 1.29 | 3.23 | 4.4 | 7.1 | 8.3 | 890 | 1780 | 2750 | 8.2 | 7.8 | 7.5 |
| | 20 + 20 + 20 + 60 | 1.18 | 1.18 | 1.18 | 3.55 | 4.4 | 7.1 | 8.3 | 890 | 1780 | 2750 | 8.2 | 7.8 | 7.5 |
| | 20 + 20 + 25 + 25 | 1.58 | 1.58 | 1.97 | 1.97 | 4.4 | 7.1 | 8.3 | 890 | 1780 | 2750 | 8.2 | 7.8 | 7.5 |
| | 20 + 20 + 25 + 35 | 1.42 | 1.42 | 1.78 | 2.49 | 4.4 | 7.1 | 8.3 | 890 | 1780 | 2750 | 8.2 | 7.8 | 7.5 |
| | 20 + 20 + 25 + 50 | 1.23 | 1.23 | 1.54 | 3.09 | 4.4 | 7.1 | 8.3 | 890 | 1780 | 2750 | 8.2 | 7.8 | 7.5 |
| | 20 + 20 + 25 + 60 | 1.14 | 1.14 | 1.42 | 3.41 | 4.4 | 7.1 | 8.3 | 890 | 1780 | 2750 | 8.2 | 7.8 | 7.5 |
| | 20 + 20 + 35 + 35 | 1.29 | 1.29 | 2.26 | 2.26 | 4.4 | 7.1 | 8.3 | 890 | 1780 | 2750 | 8.2 | 7.8 | 7.5 |
| | 20 + 20 + 35 + 50 | 1.14 | 1.14 | 1.99 | 2.84 | 4.4 | 7.1 | 8.3 | 890 | 1780 | 2750 | 8.2 | 7.8 | 7.5 |
| | 20 + 25 + 25 + 25 | 1.49 | 1.87 | 1.87 | 1.87 | 4.4 | 7.1 | 8.3 | 890 | 1780 | 2750 | 8.2 | 7.8 | 7.5 |
| | 20 + 25 + 25 + 35 | 1.35 | 1.69 | 1.69 | 2.37 | 4.4 | 7.1 | 8.3 | 890 | 1780 | 2750 | 8.2 | 7.8 | 7.5 |
| | 20 + 25 + 25 + 50 | 1.18 | 1.48 | 1.48 | 2.96 | 4.4 | 7.1 | 8.3 | 890 | 1780 | 2750 | 8.2 | 7.8 | 7.5 |
| | 20 + 25 + 35 + 35 | 1.23 | 1.54 | 2.16 | 2.16 | 4.4 | 7.1 | 8.3 | 890 | 1780 | 2750 | 8.2 | 7.8 | 7.5 |
| | 20 + 35 + 35 + 35 | 1.14 | 1.99 | 1.99 | 1.99 | 4.4 | 7.1 | 8.3 | 890 | 1780 | 2750 | 8.2 | 7.8 | 7.5 |
| | 25 + 25 + 25 + 25 | 1.78 | 1.78 | 1.78 | 1.78 | 4.4 | 7.1 | 8.3 | 890 | 1780 | 2750 | 8.2 | 7.8 | 7.5 |
| 25 + 25 + 25 + 35 | 1.61 | 1.61 | 1.61 | 2.26 | 4.4 | 7.1 | 8.3 | 890 | 1780 | 2750 | 8.2 | 7.8 | 7.5 | |
| 25 + 25 + 25 + 50 | 1.42 | 1.42 | 1.42 | 2.84 | 4.4 | 7.1 | 8.3 | 890 | 1780 | 2750 | 8.2 | 7.8 | 7.5 | |
| 25 + 25 + 35 + 35 | 1.48 | 1.48 | 2.07 | 2.07 | 4.4 | 7.1 | 8.3 | 890 | 1780 | 2750 | 8.2 | 7.8 | 7.5 | |



MULTI-SPLIT SYSTEM

SCM80ZS-W Table of Indoor unit combination only with SRK-ZSX type

| Indoor unit combination | | Heating capacity (kW) | | | | | | Power consumption(W) | | | Standard current(A) | | | |
|-------------------------|-------------------|-----------------------|------|------|------|----------------|----------|----------------------|----------|------|---------------------|------|------|------|
| | | Room heating capacity | | | | Total capacity | | Min. | Standard | Max. | 220V | 230V | 240V | |
| | | A | B | C | D | Min. | Standard | | | | | | | Max. |
| 1 room | 20 | 3.00 | - | - | - | 1.1 | 3.0 | 3.7 | 390 | 840 | 1330 | 4.0 | 3.8 | 3.6 |
| | 25 | 3.40 | - | - | - | 1.1 | 3.4 | 4.2 | 390 | 1000 | 1510 | 4.7 | 4.5 | 4.3 |
| | 35 | 4.50 | - | - | - | 1.1 | 4.5 | 5.0 | 390 | 1330 | 1790 | 6.2 | 5.9 | 5.7 |
| | 50 | 5.80 | - | - | - | 1.1 | 5.8 | 6.5 | 390 | 1780 | 2310 | 8.3 | 7.9 | 7.6 |
| | 60 | 6.80 | - | - | - | 1.1 | 6.8 | 7.5 | 390 | 2100 | 2660 | 9.7 | 9.3 | 8.9 |
| 2 room | 20 + 20 | 2.70 | 2.70 | - | - | 1.5 | 5.4 | 7.4 | 350 | 1280 | 1870 | 6.0 | 5.7 | 5.5 |
| | 20 + 25 | 2.62 | 3.28 | - | - | 1.5 | 5.9 | 7.7 | 350 | 1410 | 2130 | 6.6 | 6.3 | 6.0 |
| | 20 + 35 | 2.51 | 4.39 | - | - | 1.5 | 6.9 | 8.3 | 350 | 1680 | 2650 | 7.8 | 7.5 | 7.1 |
| | 20 + 50 | 2.46 | 6.14 | - | - | 1.5 | 8.6 | 9.5 | 350 | 2100 | 3120 | 9.7 | 9.3 | 8.9 |
| | 20 + 60 | 2.33 | 6.98 | - | - | 1.5 | 9.3 | 9.5 | 350 | 2300 | 3120 | 10.7 | 10.2 | 9.8 |
| | 25 + 25 | 3.20 | 3.20 | - | - | 1.5 | 6.4 | 8.1 | 350 | 1540 | 2480 | 7.1 | 6.8 | 6.5 |
| | 25 + 35 | 3.08 | 4.32 | - | - | 1.5 | 7.4 | 8.6 | 350 | 1810 | 2910 | 8.4 | 8.0 | 7.7 |
| | 25 + 50 | 2.87 | 5.57 | - | - | 1.5 | 8.6 | 9.5 | 350 | 2100 | 3120 | 9.7 | 9.3 | 8.9 |
| | 25 + 60 | 2.74 | 6.56 | - | - | 1.5 | 9.3 | 9.5 | 350 | 2300 | 3120 | 10.7 | 10.2 | 9.8 |
| | 35 + 35 | 4.30 | 4.30 | - | - | 1.5 | 8.6 | 9.5 | 350 | 2100 | 3120 | 9.7 | 9.3 | 8.9 |
| | 35 + 50 | 3.83 | 5.47 | - | - | 1.5 | 9.3 | 9.5 | 350 | 2300 | 3120 | 10.7 | 10.2 | 9.8 |
| | 35 + 60 | 3.43 | 5.87 | - | - | 1.5 | 9.3 | 9.5 | 350 | 2300 | 3120 | 10.7 | 10.2 | 9.8 |
| | 50 + 50 | 4.65 | 4.65 | - | - | 1.5 | 9.3 | 9.5 | 350 | 2300 | 3120 | 10.7 | 10.2 | 9.8 |
| | 50 + 60 | 4.23 | 5.07 | - | - | 1.5 | 9.3 | 9.5 | 350 | 2300 | 3120 | 10.7 | 10.2 | 9.8 |
| | 60 + 60 | 4.65 | 4.65 | - | - | 1.5 | 9.3 | 9.5 | 350 | 2300 | 3120 | 10.7 | 10.2 | 9.8 |
| 3 room | 20 + 20 + 20 | 2.57 | 2.57 | 2.57 | - | 1.6 | 7.7 | 9.6 | 370 | 1830 | 3120 | 8.5 | 8.1 | 7.8 |
| | 20 + 20 + 25 | 2.46 | 2.46 | 3.08 | - | 1.6 | 8.0 | 9.6 | 370 | 1930 | 3120 | 9.0 | 8.6 | 8.2 |
| | 20 + 20 + 35 | 2.29 | 2.29 | 4.01 | - | 1.6 | 8.6 | 9.6 | 370 | 2060 | 3120 | 9.6 | 9.1 | 8.8 |
| | 20 + 20 + 50 | 2.07 | 2.07 | 5.17 | - | 1.6 | 9.3 | 9.6 | 370 | 2250 | 3120 | 10.4 | 10.0 | 9.6 |
| | 20 + 20 + 60 | 1.86 | 1.86 | 5.58 | - | 1.6 | 9.3 | 9.6 | 370 | 2250 | 3120 | 10.4 | 10.0 | 9.6 |
| | 20 + 25 + 25 | 2.46 | 3.07 | 3.07 | - | 1.6 | 8.6 | 9.6 | 370 | 2060 | 3120 | 9.6 | 9.1 | 8.8 |
| | 20 + 25 + 35 | 2.33 | 2.91 | 4.07 | - | 1.6 | 9.3 | 9.6 | 370 | 2250 | 3120 | 10.4 | 10.0 | 9.6 |
| | 20 + 25 + 50 | 1.96 | 2.45 | 4.89 | - | 1.6 | 9.3 | 9.6 | 370 | 2250 | 3120 | 10.4 | 10.0 | 9.6 |
| | 20 + 25 + 60 | 1.77 | 2.21 | 5.31 | - | 1.6 | 9.3 | 9.6 | 370 | 2250 | 3120 | 10.4 | 10.0 | 9.6 |
| | 20 + 35 + 35 | 2.07 | 3.62 | 3.62 | - | 1.6 | 9.3 | 9.6 | 370 | 2250 | 3120 | 10.4 | 10.0 | 9.6 |
| | 20 + 35 + 50 | 1.77 | 3.10 | 4.43 | - | 1.6 | 9.3 | 9.6 | 370 | 2250 | 3120 | 10.4 | 10.0 | 9.6 |
| | 20 + 35 + 60 | 1.62 | 2.83 | 4.85 | - | 1.6 | 9.3 | 9.6 | 370 | 2250 | 3120 | 10.4 | 10.0 | 9.6 |
| | 20 + 50 + 50 | 1.55 | 3.88 | 3.88 | - | 1.6 | 9.3 | 9.6 | 370 | 2250 | 3120 | 10.4 | 10.0 | 9.6 |
| | 20 + 50 + 60 | 1.43 | 3.58 | 4.29 | - | 1.6 | 9.3 | 9.6 | 370 | 2250 | 3120 | 10.4 | 10.0 | 9.6 |
| | 25 + 25 + 25 | 2.87 | 2.87 | 2.87 | - | 1.6 | 8.6 | 9.6 | 370 | 2060 | 3120 | 9.6 | 9.1 | 8.8 |
| | 25 + 25 + 35 | 2.74 | 2.74 | 3.83 | - | 1.6 | 9.3 | 9.6 | 370 | 2250 | 3120 | 10.4 | 10.0 | 9.6 |
| | 25 + 25 + 50 | 2.33 | 2.33 | 4.65 | - | 1.6 | 9.3 | 9.6 | 370 | 2250 | 3120 | 10.4 | 10.0 | 9.6 |
| | 25 + 25 + 60 | 2.11 | 2.11 | 5.07 | - | 1.6 | 9.3 | 9.6 | 370 | 2250 | 3120 | 10.4 | 10.0 | 9.6 |
| | 25 + 35 + 35 | 2.45 | 3.43 | 3.43 | - | 1.6 | 9.3 | 9.6 | 370 | 2250 | 3120 | 10.4 | 10.0 | 9.6 |
| | 25 + 35 + 50 | 2.11 | 2.96 | 4.23 | - | 1.6 | 9.3 | 9.6 | 370 | 2250 | 3120 | 10.4 | 10.0 | 9.6 |
| | 25 + 35 + 60 | 1.94 | 2.71 | 4.65 | - | 1.6 | 9.3 | 9.6 | 370 | 2250 | 3120 | 10.4 | 10.0 | 9.6 |
| | 25 + 50 + 50 | 1.86 | 3.72 | 3.72 | - | 1.6 | 9.3 | 9.6 | 370 | 2250 | 3120 | 10.4 | 10.0 | 9.6 |
| | 25 + 50 + 60 | 1.72 | 3.44 | 4.13 | - | 1.6 | 9.3 | 9.6 | 370 | 2250 | 3120 | 10.4 | 10.0 | 9.6 |
| | 35 + 35 + 35 | 3.10 | 3.10 | 3.10 | - | 1.6 | 9.3 | 9.6 | 370 | 2250 | 3120 | 10.4 | 10.0 | 9.6 |
| | 35 + 35 + 50 | 2.71 | 2.71 | 3.88 | - | 1.6 | 9.3 | 9.6 | 370 | 2250 | 3120 | 10.4 | 10.0 | 9.6 |
| 35 + 35 + 60 | 2.50 | 2.50 | 4.29 | - | 1.6 | 9.3 | 9.6 | 370 | 2250 | 3120 | 10.4 | 10.0 | 9.6 | |
| 35 + 50 + 50 | 2.41 | 3.44 | 3.44 | - | 1.6 | 9.3 | 9.6 | 370 | 2250 | 3120 | 10.4 | 10.0 | 9.6 | |
| 4 room | 20 + 20 + 20 + 20 | 2.33 | 2.33 | 2.33 | 2.33 | 1.7 | 9.3 | 9.8 | 350 | 1950 | 3120 | 9.0 | 8.6 | 8.2 |
| | 20 + 20 + 20 + 25 | 2.19 | 2.19 | 2.19 | 2.74 | 1.7 | 9.3 | 9.8 | 350 | 1950 | 3120 | 9.0 | 8.6 | 8.2 |
| | 20 + 20 + 20 + 35 | 1.96 | 1.96 | 1.96 | 3.43 | 1.7 | 9.3 | 9.8 | 350 | 1950 | 3120 | 9.0 | 8.6 | 8.2 |
| | 20 + 20 + 20 + 50 | 1.69 | 1.69 | 1.69 | 4.23 | 1.7 | 9.3 | 9.8 | 350 | 1950 | 3120 | 9.0 | 8.6 | 8.2 |
| | 20 + 20 + 20 + 60 | 1.55 | 1.55 | 1.55 | 4.65 | 1.7 | 9.3 | 9.8 | 350 | 1950 | 3120 | 9.0 | 8.6 | 8.2 |
| | 20 + 20 + 25 + 25 | 2.07 | 2.07 | 2.58 | 2.58 | 1.7 | 9.3 | 9.8 | 350 | 1950 | 3120 | 9.0 | 8.6 | 8.2 |
| | 20 + 20 + 25 + 35 | 1.86 | 1.86 | 2.33 | 3.26 | 1.7 | 9.3 | 9.8 | 350 | 1950 | 3120 | 9.0 | 8.6 | 8.2 |
| | 20 + 20 + 25 + 50 | 1.62 | 1.62 | 2.02 | 4.04 | 1.7 | 9.3 | 9.8 | 350 | 1950 | 3120 | 9.0 | 8.6 | 8.2 |
| | 20 + 20 + 25 + 60 | 1.49 | 1.49 | 1.86 | 4.46 | 1.7 | 9.3 | 9.8 | 350 | 1950 | 3120 | 9.0 | 8.6 | 8.2 |
| | 20 + 20 + 35 + 35 | 1.69 | 1.69 | 2.96 | 2.96 | 1.7 | 9.3 | 9.8 | 350 | 1950 | 3120 | 9.0 | 8.6 | 8.2 |
| | 20 + 20 + 35 + 50 | 1.49 | 1.49 | 2.60 | 3.72 | 1.7 | 9.3 | 9.8 | 350 | 1950 | 3120 | 9.0 | 8.6 | 8.2 |
| | 20 + 20 + 35 + 60 | 1.38 | 1.38 | 2.41 | 4.13 | 1.7 | 9.3 | 9.8 | 350 | 1950 | 3120 | 9.0 | 8.6 | 8.2 |
| | 20 + 25 + 25 + 25 | 1.96 | 2.45 | 2.45 | 2.45 | 1.7 | 9.3 | 9.8 | 350 | 1950 | 3120 | 9.0 | 8.6 | 8.2 |
| | 20 + 25 + 25 + 35 | 1.77 | 2.21 | 2.21 | 3.10 | 1.7 | 9.3 | 9.8 | 350 | 1950 | 3120 | 9.0 | 8.6 | 8.2 |
| | 20 + 25 + 25 + 50 | 1.55 | 1.94 | 1.94 | 3.88 | 1.7 | 9.3 | 9.8 | 350 | 1950 | 3120 | 9.0 | 8.6 | 8.2 |
| | 20 + 25 + 25 + 60 | 1.43 | 1.79 | 1.79 | 4.29 | 1.7 | 9.3 | 9.8 | 350 | 1950 | 3120 | 9.0 | 8.6 | 8.2 |
| | 20 + 25 + 35 + 35 | 1.62 | 2.02 | 2.83 | 2.83 | 1.7 | 9.3 | 9.8 | 350 | 1950 | 3120 | 9.0 | 8.6 | 8.2 |
| | 20 + 25 + 35 + 50 | 1.43 | 1.79 | 2.50 | 3.58 | 1.7 | 9.3 | 9.8 | 350 | 1950 | 3120 | 9.0 | 8.6 | 8.2 |
| | 20 + 35 + 35 + 35 | 1.49 | 2.60 | 2.60 | 2.60 | 1.7 | 9.3 | 9.8 | 350 | 1950 | 3120 | 9.0 | 8.6 | 8.2 |
| | 25 + 25 + 25 + 25 | 2.33 | 2.33 | 2.33 | 2.33 | 1.7 | 9.3 | 9.8 | 350 | 1950 | 3120 | 9.0 | 8.6 | 8.2 |
| | 25 + 25 + 25 + 35 | 2.11 | 2.11 | 2.11 | 2.96 | 1.7 | 9.3 | 9.8 | 350 | 1950 | 3120 | 9.0 | 8.6 | 8.2 |
| | 25 + 25 + 25 + 50 | 1.86 | 1.86 | 1.86 | 3.72 | 1.7 | 9.3 | 9.8 | 350 | 1950 | 3120 | 9.0 | 8.6 | 8.2 |
| | 25 + 25 + 25 + 60 | 1.72 | 1.72 | 1.72 | 4.13 | 1.7 | 9.3 | 9.8 | 350 | 1950 | 3120 | 9.0 | 8.6 | 8.2 |
| | 25 + 25 + 35 + 35 | 1.94 | 1.94 | 2.71 | 2.71 | 1.7 | 9.3 | 9.8 | 350 | 1950 | 3120 | 9.0 | 8.6 | 8.2 |
| | 25 + 25 + 35 + 50 | 1.72 | 1.72 | 2.41 | 3.44 | 1.7 | 9.3 | 9.8 | 350 | 1950 | 3120 | 9.0 | 8.6 | 8.2 |
| 25 + 35 + 35 + 35 | 1.79 | 2.50 | 2.50 | 2.50 | 1.7 | 9.3 | 9.8 | 350 | 1950 | 3120 | 9.0 | 8.6 | 8.2 | |

COMBINATIONS

| Indoor unit combination | | Cooling capacity (kW) | | | | | | | Power consumption(W) | | | Standard current(A) | | |
|-------------------------|-------------------|-----------------------|------|------|------|----------------|----------|------|----------------------|----------|------|---------------------|------|------|
| | | Room cooling capacity | | | | Total capacity | | | Min. | Standard | Max. | 220V | 230V | 240V |
| | | A | B | C | D | Min. | Standard | Max. | | | | | | |
| 1 room | 20 | 2.00 | - | - | - | 1.8 | 2.0 | 2.8 | 480 | 500 | 950 | 2.4 | 2.3 | 2.2 |
| | 25 | 2.50 | - | - | - | 1.8 | 2.5 | 3.4 | 480 | 680 | 1080 | 3.2 | 3.1 | 3.0 |
| | 35 | 3.50 | - | - | - | 1.8 | 3.5 | 3.9 | 480 | 1010 | 1240 | 4.7 | 4.5 | 4.3 |
| | 50 | 5.00 | - | - | - | 1.8 | 5.0 | 6.1 | 480 | 1530 | 2100 | 7.0 | 6.7 | 6.4 |
| 2 room | 60 | 6.00 | - | - | - | 1.8 | 6.0 | 7.0 | 480 | 1880 | 2700 | 8.6 | 8.3 | 7.9 |
| | 20 + 20 | 2.00 | 2.00 | - | - | 3.0 | 4.0 | 6.1 | 550 | 840 | 1910 | 4.0 | 3.8 | 3.6 |
| | 20 + 25 | 2.00 | 2.50 | - | - | 3.0 | 4.5 | 6.4 | 550 | 990 | 2060 | 4.6 | 4.4 | 4.3 |
| | 20 + 35 | 2.00 | 3.50 | - | - | 3.0 | 5.5 | 6.9 | 550 | 1320 | 2320 | 6.1 | 5.8 | 5.6 |
| | 20 + 50 | 2.03 | 5.07 | - | - | 3.0 | 7.1 | 8.5 | 550 | 1970 | 2830 | 9.0 | 8.7 | 8.3 |
| | 20 + 60 | 2.00 | 6.00 | - | - | 3.0 | 8.0 | 8.5 | 550 | 2420 | 2830 | 11.1 | 10.6 | 10.2 |
| | 25 + 25 | 2.50 | 2.50 | - | - | 3.0 | 5.0 | 6.8 | 550 | 1150 | 2270 | 5.4 | 5.1 | 4.9 |
| | 25 + 35 | 2.46 | 3.44 | - | - | 3.0 | 5.9 | 7.2 | 550 | 1560 | 2470 | 7.2 | 6.9 | 6.6 |
| | 25 + 50 | 2.47 | 4.93 | - | - | 3.0 | 7.4 | 8.5 | 550 | 2090 | 2830 | 9.6 | 9.2 | 8.8 |
| | 25 + 60 | 2.35 | 5.65 | - | - | 3.0 | 8.0 | 8.5 | 550 | 2420 | 2830 | 11.1 | 10.6 | 10.2 |
| | 35 + 35 | 3.55 | 3.55 | - | - | 3.0 | 7.1 | 8.5 | 550 | 1970 | 2830 | 9.0 | 8.7 | 8.3 |
| | 35 + 50 | 3.29 | 4.71 | - | - | 3.0 | 8.0 | 8.5 | 550 | 2420 | 2830 | 11.1 | 10.6 | 10.2 |
| | 35 + 60 | 2.95 | 5.05 | - | - | 3.0 | 8.0 | 8.5 | 550 | 2420 | 2830 | 11.1 | 10.6 | 10.2 |
| | 50 + 50 | 4.00 | 4.00 | - | - | 3.0 | 8.0 | 8.5 | 550 | 2420 | 2830 | 11.1 | 10.6 | 10.2 |
| | 50 + 60 | 3.64 | 4.36 | - | - | 3.0 | 8.0 | 8.5 | 550 | 2420 | 2830 | 11.1 | 10.6 | 10.2 |
| | 60 + 60 | 4.00 | 4.00 | - | - | 3.0 | 8.0 | 8.5 | 550 | 2420 | 2830 | 11.1 | 10.6 | 10.2 |
| 3 room | 20 + 20 + 20 | 2.00 | 2.00 | 2.00 | - | 3.7 | 6.0 | 8.8 | 670 | 1240 | 2830 | 5.8 | 5.5 | 5.3 |
| | 20 + 20 + 25 | 2.00 | 2.00 | 2.50 | - | 3.7 | 6.5 | 8.8 | 670 | 1390 | 2830 | 6.4 | 6.1 | 5.9 |
| | 20 + 20 + 35 | 1.89 | 1.89 | 3.31 | - | 3.7 | 7.1 | 8.8 | 670 | 1520 | 2830 | 7.0 | 6.7 | 6.4 |
| | 20 + 20 + 50 | 1.78 | 1.78 | 4.44 | - | 3.7 | 8.0 | 8.8 | 670 | 1910 | 2830 | 8.8 | 8.4 | 8.0 |
| | 20 + 20 + 60 | 1.60 | 1.60 | 4.80 | - | 3.7 | 8.0 | 8.8 | 670 | 1910 | 2830 | 8.8 | 8.4 | 8.0 |
| | 20 + 25 + 25 | 2.03 | 2.54 | 2.54 | - | 3.7 | 7.1 | 8.8 | 670 | 1520 | 2830 | 7.0 | 6.7 | 6.4 |
| | 20 + 25 + 35 | 2.00 | 2.50 | 3.50 | - | 3.7 | 8.0 | 8.8 | 670 | 1910 | 2830 | 8.8 | 8.4 | 8.0 |
| | 20 + 25 + 50 | 1.68 | 2.11 | 4.21 | - | 3.7 | 8.0 | 8.8 | 670 | 1910 | 2830 | 8.8 | 8.4 | 8.0 |
| | 20 + 25 + 60 | 1.52 | 1.90 | 4.57 | - | 3.7 | 8.0 | 8.8 | 670 | 1910 | 2830 | 8.8 | 8.4 | 8.0 |
| | 20 + 35 + 35 | 1.78 | 3.11 | 3.11 | - | 3.7 | 8.0 | 8.8 | 670 | 1910 | 2830 | 8.8 | 8.4 | 8.0 |
| | 20 + 35 + 50 | 1.52 | 2.67 | 3.81 | - | 3.7 | 8.0 | 8.8 | 670 | 1910 | 2830 | 8.8 | 8.4 | 8.0 |
| | 20 + 35 + 60 | 1.39 | 2.43 | 4.17 | - | 3.7 | 8.0 | 8.8 | 670 | 1910 | 2830 | 8.8 | 8.4 | 8.0 |
| | 20 + 50 + 50 | 1.33 | 3.33 | 3.33 | - | 3.7 | 8.0 | 8.8 | 670 | 1910 | 2830 | 8.8 | 8.4 | 8.0 |
| | 20 + 50 + 60 | 1.23 | 3.08 | 3.69 | - | 3.7 | 8.0 | 8.8 | 670 | 1910 | 2830 | 8.8 | 8.4 | 8.0 |
| | 25 + 25 + 25 | 2.37 | 2.37 | 2.37 | - | 3.7 | 7.1 | 8.8 | 670 | 1520 | 2830 | 7.0 | 6.7 | 6.4 |
| | 25 + 25 + 35 | 2.35 | 2.35 | 3.29 | - | 3.7 | 8.0 | 8.8 | 670 | 1910 | 2830 | 8.8 | 8.4 | 8.0 |
| | 25 + 25 + 50 | 2.00 | 2.00 | 4.00 | - | 3.7 | 8.0 | 8.8 | 670 | 1910 | 2830 | 8.8 | 8.4 | 8.0 |
| | 25 + 25 + 60 | 1.82 | 1.82 | 4.36 | - | 3.7 | 8.0 | 8.8 | 670 | 1910 | 2830 | 8.8 | 8.4 | 8.0 |
| | 25 + 35 + 35 | 2.11 | 2.95 | 2.95 | - | 3.7 | 8.0 | 8.8 | 670 | 1910 | 2830 | 8.8 | 8.4 | 8.0 |
| | 25 + 35 + 50 | 1.82 | 2.55 | 3.64 | - | 3.7 | 8.0 | 8.8 | 670 | 1910 | 2830 | 8.8 | 8.4 | 8.0 |
| | 25 + 35 + 60 | 1.67 | 2.33 | 4.00 | - | 3.7 | 8.0 | 8.8 | 670 | 1910 | 2830 | 8.8 | 8.4 | 8.0 |
| | 25 + 50 + 50 | 1.60 | 3.20 | 3.20 | - | 3.7 | 8.0 | 8.8 | 670 | 1910 | 2830 | 8.8 | 8.4 | 8.0 |
| | 25 + 50 + 60 | 1.48 | 2.96 | 3.56 | - | 3.7 | 8.0 | 8.8 | 670 | 1910 | 2830 | 8.8 | 8.4 | 8.0 |
| | 35 + 35 + 35 | 2.67 | 2.67 | 2.67 | - | 3.7 | 8.0 | 8.8 | 670 | 1910 | 2830 | 8.8 | 8.4 | 8.0 |
| 35 + 35 + 50 | 2.33 | 2.33 | 3.33 | - | 3.7 | 8.0 | 8.8 | 670 | 1910 | 2830 | 8.8 | 8.4 | 8.0 | |
| 35 + 35 + 60 | 2.15 | 2.15 | 3.69 | - | 3.7 | 8.0 | 8.8 | 670 | 1910 | 2830 | 8.8 | 8.4 | 8.0 | |
| 35 + 50 + 50 | 2.07 | 2.96 | 2.96 | - | 3.7 | 8.0 | 8.8 | 670 | 1910 | 2830 | 8.8 | 8.4 | 8.0 | |
| 4 room | 20 + 20 + 20 + 20 | 2.00 | 2.00 | 2.00 | 2.00 | 4.4 | 8.0 | 9.2 | 890 | 1700 | 2830 | 7.8 | 7.5 | 7.2 |
| | 20 + 20 + 20 + 25 | 1.88 | 1.88 | 1.88 | 2.35 | 4.4 | 8.0 | 9.2 | 890 | 1700 | 2830 | 7.8 | 7.5 | 7.2 |
| | 20 + 20 + 20 + 35 | 1.68 | 1.68 | 1.68 | 2.95 | 4.4 | 8.0 | 9.2 | 890 | 1700 | 2830 | 7.8 | 7.5 | 7.2 |
| | 20 + 20 + 20 + 50 | 1.45 | 1.45 | 1.45 | 3.64 | 4.4 | 8.0 | 9.2 | 890 | 1700 | 2830 | 7.8 | 7.5 | 7.2 |
| | 20 + 20 + 20 + 60 | 1.33 | 1.33 | 1.33 | 4.00 | 4.4 | 8.0 | 9.2 | 890 | 1700 | 2830 | 7.8 | 7.5 | 7.2 |
| | 20 + 20 + 25 + 25 | 1.78 | 1.78 | 2.22 | 2.22 | 4.4 | 8.0 | 9.2 | 890 | 1700 | 2830 | 7.8 | 7.5 | 7.2 |
| | 20 + 20 + 25 + 35 | 1.60 | 1.60 | 2.00 | 2.80 | 4.4 | 8.0 | 9.2 | 890 | 1700 | 2830 | 7.8 | 7.5 | 7.2 |
| | 20 + 20 + 25 + 50 | 1.39 | 1.39 | 1.74 | 3.48 | 4.4 | 8.0 | 9.2 | 890 | 1700 | 2830 | 7.8 | 7.5 | 7.2 |
| | 20 + 20 + 25 + 60 | 1.28 | 1.28 | 1.60 | 3.84 | 4.4 | 8.0 | 9.2 | 890 | 1700 | 2830 | 7.8 | 7.5 | 7.2 |
| | 20 + 20 + 35 + 35 | 1.45 | 1.45 | 2.55 | 2.55 | 4.4 | 8.0 | 9.2 | 890 | 1700 | 2830 | 7.8 | 7.5 | 7.2 |
| | 20 + 20 + 35 + 50 | 1.28 | 1.28 | 2.24 | 3.20 | 4.4 | 8.0 | 9.2 | 890 | 1700 | 2830 | 7.8 | 7.5 | 7.2 |
| | 20 + 20 + 35 + 60 | 1.19 | 1.19 | 2.07 | 3.56 | 4.4 | 8.0 | 9.2 | 890 | 1700 | 2830 | 7.8 | 7.5 | 7.2 |
| | 20 + 25 + 25 + 25 | 1.68 | 2.11 | 2.11 | 2.11 | 4.4 | 8.0 | 9.2 | 890 | 1700 | 2830 | 7.8 | 7.5 | 7.2 |
| | 20 + 25 + 25 + 35 | 1.52 | 1.90 | 1.90 | 2.67 | 4.4 | 8.0 | 9.2 | 890 | 1700 | 2830 | 7.8 | 7.5 | 7.2 |
| | 20 + 25 + 25 + 50 | 1.33 | 1.67 | 1.67 | 3.33 | 4.4 | 8.0 | 9.2 | 890 | 1700 | 2830 | 7.8 | 7.5 | 7.2 |
| | 20 + 25 + 25 + 60 | 1.23 | 1.54 | 1.54 | 3.69 | 4.4 | 8.0 | 9.2 | 890 | 1700 | 2830 | 7.8 | 7.5 | 7.2 |
| | 20 + 25 + 35 + 35 | 1.39 | 1.74 | 2.43 | 2.43 | 4.4 | 8.0 | 9.2 | 890 | 1700 | 2830 | 7.8 | 7.5 | 7.2 |
| | 20 + 25 + 35 + 50 | 1.23 | 1.54 | 2.15 | 3.08 | 4.4 | 8.0 | 9.2 | 890 | 1700 | 2830 | 7.8 | 7.5 | 7.2 |
| | 20 + 35 + 35 + 35 | 1.28 | 2.24 | 2.24 | 2.24 | 4.4 | 8.0 | 9.2 | 890 | 1700 | 2830 | 7.8 | 7.5 | 7.2 |
| | 25 + 25 + 25 + 25 | 2.00 | 2.00 | 2.00 | 2.00 | 4.4 | 8.0 | 9.2 | 890 | 1700 | 2830 | 7.8 | 7.5 | 7.2 |
| | 25 + 25 + 25 + 35 | 1.82 | 1.82 | 1.82 | 2.55 | 4.4 | 8.0 | 9.2 | 890 | 1700 | 2830 | 7.8 | 7.5 | 7.2 |
| | 25 + 25 + 25 + 50 | 1.60 | 1.60 | 1.60 | 3.20 | 4.4 | 8.0 | 9.2 | 890 | 1700 | 2830 | 7.8 | 7.5 | 7.2 |
| | 25 + 25 + 25 + 60 | 1.48 | 1.48 | 1.48 | 3.56 | 4.4 | 8.0 | 9.2 | 890 | 1700 | 2830 | 7.8 | 7.5 | 7.2 |
| | 25 + 25 + 35 + 35 | 1.67 | 1.67 | 2.33 | 2.33 | 4.4 | 8.0 | 9.2 | 890 | 1700 | 2830 | 7.8 | 7.5 | 7.2 |
| 25 + 25 + 35 + 50 | 1.48 | 1.48 | 2.07 | 2.96 | 4.4 | 8.0 | 9.2 | 890 | 1700 | 2830 | 7.8 | 7.5 | 7.2 | |
| 25 + 35 + 35 + 35 | 1.54 | 2.15 | 2.15 | 2.15 | 4.4 | 8.0 | 9.2 | 890 | 1700 | 2830 | 7.8 | 7.5 | 7.2 | |



MULTI-SPLIT SYSTEM

SCM80ZS-W Table of Indoor unit combination with other indoor unit

| Indoor unit combination | | Heating capacity (kW) | | | | | | Power consumption(W) | | | Standard current(A) | | | |
|-------------------------|-------------------|-----------------------|------|------|------|----------------|----------|----------------------|----------|------|---------------------|------|------|------|
| | | Room heating capacity | | | | Total capacity | | Min. | Standard | Max. | 220V | 230V | 240V | |
| | | A | B | C | D | Min. | Standard | | | | | | | Max. |
| 1 room | 20 | 3.00 | - | - | - | 1.1 | 3.0 | 3.5 | 390 | 1060 | 1330 | 5.0 | 4.8 | 4.6 |
| | 25 | 3.40 | - | - | - | 1.1 | 3.4 | 4.0 | 390 | 1220 | 1510 | 5.7 | 5.5 | 5.2 |
| | 35 | 4.50 | - | - | - | 1.1 | 4.5 | 4.8 | 390 | 1510 | 1790 | 7.0 | 6.7 | 6.4 |
| | 50 | 5.80 | - | - | - | 1.1 | 5.8 | 6.2 | 390 | 1950 | 2310 | 9.0 | 8.7 | 8.3 |
| | 60 | 6.80 | - | - | - | 1.1 | 6.8 | 7.1 | 390 | 2240 | 2660 | 10.4 | 9.9 | 9.5 |
| | 71 | 8.00 | - | - | - | 1.1 | 8.0 | 8.1 | 390 | 2740 | 3120 | 12.7 | 12.2 | 11.6 |
| 2 room | 20 + 20 | 2.70 | 2.70 | - | - | 1.5 | 5.4 | 7.0 | 350 | 1370 | 1870 | 6.4 | 6.1 | 5.9 |
| | 20 + 25 | 2.62 | 3.28 | - | - | 1.5 | 5.9 | 7.3 | 350 | 1560 | 2130 | 7.3 | 6.9 | 6.7 |
| | 20 + 35 | 2.51 | 4.39 | - | - | 1.5 | 6.9 | 7.9 | 350 | 1930 | 2650 | 9.0 | 8.6 | 8.2 |
| | 20 + 50 | 2.46 | 6.14 | - | - | 1.5 | 8.6 | 9.4 | 350 | 2460 | 3120 | 11.4 | 10.9 | 10.5 |
| | 20 + 60 | 2.33 | 6.98 | - | - | 1.5 | 9.3 | 9.4 | 350 | 2650 | 3120 | 12.3 | 11.8 | 11.3 |
| | 20 + 71 | 2.04 | 7.26 | - | - | 1.5 | 9.3 | 9.4 | 350 | 2650 | 3120 | 12.3 | 11.8 | 11.3 |
| | 25 + 25 | 3.20 | 3.20 | - | - | 1.5 | 6.4 | 7.7 | 350 | 1740 | 2480 | 8.1 | 7.7 | 7.4 |
| | 25 + 35 | 3.08 | 4.32 | - | - | 1.5 | 7.4 | 8.2 | 350 | 2130 | 2910 | 9.9 | 9.4 | 9.1 |
| | 25 + 50 | 2.87 | 5.73 | - | - | 1.5 | 8.6 | 9.4 | 350 | 2460 | 3120 | 11.4 | 10.9 | 10.5 |
| | 25 + 60 | 2.74 | 6.56 | - | - | 1.5 | 9.3 | 9.4 | 350 | 2650 | 3120 | 12.3 | 11.8 | 11.3 |
| | 25 + 71 | 2.42 | 6.88 | - | - | 1.5 | 9.3 | 9.4 | 350 | 2650 | 3120 | 12.3 | 11.8 | 11.3 |
| | 35 + 35 | 4.30 | 4.30 | - | - | 1.5 | 8.6 | 9.4 | 350 | 2460 | 3120 | 11.4 | 10.9 | 10.5 |
| | 35 + 50 | 3.83 | 5.47 | - | - | 1.5 | 9.3 | 9.4 | 350 | 2650 | 3120 | 12.3 | 11.8 | 11.3 |
| | 35 + 60 | 3.43 | 5.87 | - | - | 1.5 | 9.3 | 9.4 | 350 | 2650 | 3120 | 12.3 | 11.8 | 11.3 |
| | 35 + 71 | 3.07 | 6.23 | - | - | 1.5 | 9.3 | 9.4 | 350 | 2650 | 3120 | 12.3 | 11.8 | 11.3 |
| | 50 + 50 | 4.65 | 4.65 | - | - | 1.5 | 9.3 | 9.4 | 350 | 2650 | 3120 | 12.3 | 11.8 | 11.3 |
| | 50 + 60 | 4.23 | 5.07 | - | - | 1.5 | 9.3 | 9.4 | 350 | 2650 | 3120 | 12.3 | 11.8 | 11.3 |
| | 50 + 71 | 3.84 | 5.46 | - | - | 1.5 | 9.3 | 9.4 | 350 | 2650 | 3120 | 12.3 | 11.8 | 11.3 |
| | 60 + 60 | 4.65 | 4.65 | - | - | 1.5 | 9.3 | 9.4 | 350 | 2650 | 3120 | 12.3 | 11.8 | 11.3 |
| | 60 + 71 | 4.26 | 5.04 | - | - | 1.5 | 9.3 | 9.4 | 350 | 2650 | 3120 | 12.3 | 11.8 | 11.3 |
| | 3 room | 20 + 20 + 20 | 2.57 | 2.57 | 2.57 | - | 1.6 | 7.7 | 9.5 | 370 | 1870 | 2410 | 8.7 | 8.3 |
| 20 + 20 + 25 | | 2.46 | 2.46 | 3.08 | - | 1.6 | 8.0 | 9.5 | 370 | 1970 | 2510 | 9.1 | 8.7 | 8.4 |
| 20 + 20 + 35 | | 2.29 | 2.29 | 4.01 | - | 1.6 | 8.6 | 9.5 | 370 | 2140 | 2610 | 11.2 | 10.7 | 10.2 |
| 20 + 20 + 50 | | 2.07 | 2.07 | 5.17 | - | 1.6 | 9.3 | 9.5 | 370 | 2410 | 2910 | 12.1 | 11.5 | 11.1 |
| 20 + 20 + 60 | | 1.86 | 1.86 | 5.58 | - | 1.6 | 9.3 | 9.5 | 370 | 2600 | 3120 | 12.1 | 11.5 | 11.1 |
| 20 + 20 + 71 | | 1.68 | 1.68 | 5.95 | - | 1.6 | 9.3 | 9.5 | 370 | 2600 | 3120 | 12.1 | 11.5 | 11.1 |
| 20 + 25 + 25 | | 2.46 | 3.07 | 3.07 | - | 1.6 | 8.6 | 9.5 | 370 | 2410 | 3120 | 11.2 | 10.7 | 10.2 |
| 20 + 25 + 35 | | 2.33 | 2.91 | 4.07 | - | 1.6 | 9.3 | 9.5 | 370 | 2600 | 3120 | 12.1 | 11.5 | 11.1 |
| 20 + 25 + 50 | | 1.96 | 2.45 | 4.89 | - | 1.6 | 9.3 | 9.5 | 370 | 2600 | 3120 | 12.1 | 11.5 | 11.1 |
| 20 + 25 + 60 | | 1.77 | 2.21 | 5.31 | - | 1.6 | 9.3 | 9.5 | 370 | 2600 | 3120 | 12.1 | 11.5 | 11.1 |
| 20 + 25 + 71 | | 1.60 | 2.00 | 5.69 | - | 1.6 | 9.3 | 9.5 | 370 | 2600 | 3120 | 12.1 | 11.5 | 11.1 |
| 20 + 35 + 35 | | 2.07 | 3.62 | 3.62 | - | 1.6 | 9.3 | 9.5 | 370 | 2600 | 3120 | 12.1 | 11.5 | 11.1 |
| 20 + 35 + 50 | | 1.77 | 3.10 | 4.43 | - | 1.6 | 9.3 | 9.5 | 370 | 2600 | 3120 | 12.1 | 11.5 | 11.1 |
| 20 + 35 + 60 | | 1.62 | 2.83 | 4.85 | - | 1.6 | 9.3 | 9.5 | 370 | 2600 | 3120 | 12.1 | 11.5 | 11.1 |
| 20 + 35 + 71 | | 1.48 | 2.58 | 5.24 | - | 1.6 | 9.3 | 9.5 | 370 | 2600 | 3120 | 12.1 | 11.5 | 11.1 |
| 20 + 50 + 50 | | 1.55 | 3.88 | 3.88 | - | 1.6 | 9.3 | 9.5 | 370 | 2600 | 3120 | 12.1 | 11.5 | 11.1 |
| 20 + 50 + 60 | | 1.43 | 3.58 | 4.29 | - | 1.6 | 9.3 | 9.5 | 370 | 2600 | 3120 | 12.1 | 11.5 | 11.1 |
| 25 + 25 + 25 | | 2.87 | 2.87 | 2.87 | - | 1.6 | 8.6 | 9.5 | 370 | 2410 | 3120 | 11.2 | 10.7 | 10.2 |
| 25 + 25 + 35 | | 2.74 | 2.74 | 3.83 | - | 1.6 | 9.3 | 9.5 | 370 | 2600 | 3120 | 12.1 | 11.5 | 11.1 |
| 25 + 25 + 50 | | 2.33 | 2.33 | 4.65 | - | 1.6 | 9.3 | 9.5 | 370 | 2600 | 3120 | 12.1 | 11.5 | 11.1 |
| 25 + 25 + 60 | | 2.11 | 2.11 | 5.07 | - | 1.6 | 9.3 | 9.5 | 370 | 2600 | 3120 | 12.1 | 11.5 | 11.1 |
| 25 + 25 + 71 | | 1.92 | 1.92 | 5.46 | - | 1.6 | 9.3 | 9.5 | 370 | 2600 | 3120 | 12.1 | 11.5 | 11.1 |
| 25 + 35 + 35 | | 2.45 | 3.43 | 3.43 | - | 1.6 | 9.3 | 9.5 | 370 | 2600 | 3120 | 12.1 | 11.5 | 11.1 |
| 25 + 35 + 50 | | 2.11 | 2.96 | 4.23 | - | 1.6 | 9.3 | 9.5 | 370 | 2600 | 3120 | 12.1 | 11.5 | 11.1 |
| 25 + 35 + 60 | | 1.94 | 2.71 | 4.65 | - | 1.6 | 9.3 | 9.5 | 370 | 2600 | 3120 | 12.1 | 11.5 | 11.1 |
| 25 + 35 + 71 | | 1.77 | 2.48 | 5.04 | - | 1.6 | 9.3 | 9.5 | 370 | 2600 | 3120 | 12.1 | 11.5 | 11.1 |
| 25 + 50 + 50 | | 1.86 | 3.72 | 3.72 | - | 1.6 | 9.3 | 9.5 | 370 | 2600 | 3120 | 12.1 | 11.5 | 11.1 |
| 25 + 50 + 60 | | 1.72 | 3.44 | 4.13 | - | 1.6 | 9.3 | 9.5 | 370 | 2600 | 3120 | 12.1 | 11.5 | 11.1 |
| 35 + 35 + 35 | | 3.10 | 3.10 | 3.10 | - | 1.6 | 9.3 | 9.5 | 370 | 2600 | 3120 | 12.1 | 11.5 | 11.1 |
| 35 + 35 + 50 | | 2.71 | 2.71 | 3.88 | - | 1.6 | 9.3 | 9.5 | 370 | 2600 | 3120 | 12.1 | 11.5 | 11.1 |
| 35 + 35 + 60 | 2.50 | 2.50 | 4.29 | - | 1.6 | 9.3 | 9.5 | 370 | 2600 | 3120 | 12.1 | 11.5 | 11.1 | |
| 35 + 50 + 50 | 2.41 | 3.44 | 3.44 | - | 1.6 | 9.3 | 9.5 | 370 | 2600 | 3120 | 12.1 | 11.5 | 11.1 | |
| 4 room | 20 + 20 + 20 + 20 | 2.33 | 2.33 | 2.33 | 2.33 | 1.7 | 9.3 | 9.6 | 350 | 2170 | 3120 | 10.1 | 9.6 | 9.2 |
| | 20 + 20 + 20 + 25 | 2.19 | 2.19 | 2.19 | 2.74 | 1.7 | 9.3 | 9.6 | 350 | 2170 | 3120 | 10.1 | 9.6 | 9.2 |
| | 20 + 20 + 20 + 35 | 1.96 | 1.96 | 1.96 | 3.43 | 1.7 | 9.3 | 9.6 | 350 | 2170 | 3120 | 10.1 | 9.6 | 9.2 |
| | 20 + 20 + 20 + 50 | 1.69 | 1.69 | 1.69 | 4.23 | 1.7 | 9.3 | 9.6 | 350 | 2170 | 3120 | 10.1 | 9.6 | 9.2 |
| | 20 + 20 + 20 + 60 | 1.55 | 1.55 | 1.55 | 4.65 | 1.7 | 9.3 | 9.6 | 350 | 2170 | 3120 | 10.1 | 9.6 | 9.2 |
| | 20 + 20 + 25 + 25 | 2.07 | 2.07 | 2.58 | 2.58 | 1.7 | 9.3 | 9.6 | 350 | 2170 | 3120 | 10.1 | 9.6 | 9.2 |
| | 20 + 20 + 25 + 35 | 1.86 | 1.86 | 2.33 | 3.26 | 1.7 | 9.3 | 9.6 | 350 | 2170 | 3120 | 10.1 | 9.6 | 9.2 |
| | 20 + 20 + 25 + 50 | 1.62 | 1.62 | 2.02 | 4.04 | 1.7 | 9.3 | 9.6 | 350 | 2170 | 3120 | 10.1 | 9.6 | 9.2 |
| | 20 + 20 + 25 + 60 | 1.49 | 1.49 | 1.86 | 4.46 | 1.7 | 9.3 | 9.6 | 350 | 2170 | 3120 | 10.1 | 9.6 | 9.2 |
| | 20 + 20 + 35 + 35 | 1.69 | 1.69 | 2.96 | 2.96 | 1.7 | 9.3 | 9.6 | 350 | 2170 | 3120 | 10.1 | 9.6 | 9.2 |
| | 20 + 20 + 35 + 50 | 1.49 | 1.49 | 2.60 | 3.72 | 1.7 | 9.3 | 9.6 | 350 | 2170 | 3120 | 10.1 | 9.6 | 9.2 |
| | 20 + 20 + 35 + 60 | 1.38 | 1.38 | 2.41 | 4.13 | 1.7 | 9.3 | 9.6 | 350 | 2170 | 3120 | 10.1 | 9.6 | 9.2 |
| | 20 + 25 + 25 + 25 | 1.96 | 2.45 | 2.45 | 2.45 | 1.7 | 9.3 | 9.6 | 350 | 2170 | 3120 | 10.1 | 9.6 | 9.2 |
| | 20 + 25 + 25 + 35 | 1.77 | 2.21 | 2.21 | 3.10 | 1.7 | 9.3 | 9.6 | 350 | 2170 | 3120 | 10.1 | 9.6 | 9.2 |
| | 20 + 25 + 25 + 50 | 1.55 | 1.94 | 1.94 | 3.88 | 1.7 | 9.3 | 9.6 | 350 | 2170 | 3120 | 10.1 | 9.6 | 9.2 |
| | 20 + 25 + 25 + 60 | 1.43 | 1.79 | 1.79 | 4.29 | 1.7 | 9.3 | 9.6 | 350 | 2170 | 3120 | 10.1 | 9.6 | 9.2 |
| | 20 + 25 + 35 + 35 | 1.62 | 2.02 | 2.83 | 2.83 | 1.7 | 9.3 | 9.6 | 350 | 2170 | 3120 | 10.1 | 9.6 | 9.2 |
| | 20 + 25 + 35 + 50 | 1.43 | 1.79 | 2.50 | 3.58 | 1.7 | 9.3 | 9.6 | 350 | 2170 | 3120 | 10.1 | 9.6 | 9.2 |
| | 20 + 35 + 35 + 35 | 1.49 | 2.60 | 2.60 | 2.60 | 1.7 | 9.3 | 9.6 | 350 | 2170 | 3120 | 10.1 | 9.6 | 9.2 |
| | 25 + 25 + 25 + 25 | 2.33 | 2.33 | 2.33 | 2.33 | 1.7 | 9.3 | 9.6 | 350 | 2170 | 3120 | 10.1 | 9.6 | 9.2 |
| | 25 + 25 + 25 + 35 | 2.11 | 2.11 | 2.11 | 2.96 | 1.7 | 9.3 | 9.6 | 350 | 2170 | 3120 | 10.1 | 9.6 | 9.2 |
| | 25 + 25 + 25 + 50 | 1.86 | 1.86 | 1.86 | 3.72 | 1.7 | 9.3 | 9.6 | 350 | 2170 | 3120 | 10.1 | 9.6 | 9.2 |
| | 25 + 25 + 25 + 60 | 1.72 | 1.72 | 1.72 | 4.13 | 1.7 | 9.3 | 9.6 | 350 | 2170 | 3120 | 10.1 | 9.6 | 9.2 |
| | 25 + 25 + 35 + 35 | 1.94 | 1.94 | 2.71 | 2.71 | 1.7 | 9.3 | 9.6 | 350 | 2170 | 3120 | 10.1 | 9.6 | 9.2 |
| 25 + 25 + 35 + 50 | 1.72 | 1.72 | 2.41 | 3.44 | 1.7 | 9.3 | 9.6 | 350 | 2170 | 3120 | 10.1 | 9.6 | 9.2 | |
| 25 + 35 + 35 + 35 | 1.79 | 2.50 | | | | | | | | | | | | |

COMBINATIONS

| Indoor unit combination | | Cooling capacity (kW) | | | | | | | Power consumption(W) | | | Standard current(A) | | |
|-------------------------|-------------------|-----------------------|------|------|------|----------------|----------|------|----------------------|----------|------|---------------------|------|------|
| | | Room cooling capacity | | | | Total capacity | | | Min. | Standard | Max. | 220V | 230V | 240V |
| | | A | B | C | D | Min. | Standard | Max. | | | | | | |
| 1 room | 20 | 2.00 | - | - | - | 1.8 | 2.0 | 2.7 | 480 | 530 | 950 | 2.5 | 2.4 | 2.3 |
| | 25 | 2.50 | - | - | - | 1.8 | 2.5 | 3.2 | 480 | 730 | 1080 | 3.5 | 3.3 | 3.2 |
| | 35 | 3.50 | - | - | - | 1.8 | 3.5 | 3.7 | 480 | 1120 | 1240 | 5.2 | 5.0 | 4.8 |
| | 50 | 5.00 | - | - | - | 1.8 | 5.0 | 5.8 | 480 | 1710 | 2100 | 7.9 | 7.5 | 7.2 |
| | 60 | 6.00 | - | - | - | 1.8 | 6.0 | 6.7 | 480 | 2140 | 2700 | 9.8 | 9.4 | 9.0 |
| 2 room | 71 | 7.10 | - | - | - | 1.8 | 7.1 | 7.2 | 480 | 2430 | 2830 | 11.2 | 10.7 | 10.2 |
| | 20 + 20 | 2.00 | 2.00 | - | - | 3.0 | 4.0 | 5.8 | 550 | 930 | 1910 | 4.4 | 4.2 | 4.0 |
| | 20 + 25 | 2.00 | 2.50 | - | - | 3.0 | 4.5 | 6.1 | 550 | 1170 | 2060 | 5.5 | 5.2 | 5.0 |
| | 20 + 35 | 2.00 | 3.50 | - | - | 3.0 | 5.5 | 6.6 | 550 | 1590 | 2320 | 7.3 | 7.0 | 6.7 |
| | 20 + 50 | 2.03 | 5.07 | - | - | 3.0 | 7.1 | 8.3 | 550 | 2340 | 2830 | 10.7 | 10.3 | 9.8 |
| | 20 + 60 | 2.00 | 6.00 | - | - | 3.0 | 8.0 | 8.3 | 550 | 2720 | 2830 | 12.5 | 11.9 | 11.4 |
| | 20 + 71 | 1.76 | 6.24 | - | - | 3.0 | 8.0 | 8.3 | 550 | 2720 | 2830 | 12.5 | 11.9 | 11.4 |
| | 25 + 25 | 2.50 | 2.50 | - | - | 3.0 | 5.0 | 6.5 | 550 | 1360 | 2270 | 6.3 | 6.0 | 5.8 |
| | 25 + 35 | 2.46 | 3.44 | - | - | 3.0 | 5.9 | 6.8 | 550 | 1780 | 2470 | 8.2 | 7.8 | 7.5 |
| | 25 + 50 | 2.47 | 4.93 | - | - | 3.0 | 7.4 | 8.3 | 550 | 2430 | 2830 | 11.2 | 10.7 | 10.2 |
| | 25 + 60 | 2.35 | 5.65 | - | - | 3.0 | 8.0 | 8.3 | 550 | 2720 | 2830 | 12.5 | 11.9 | 11.4 |
| | 25 + 71 | 2.08 | 5.92 | - | - | 3.0 | 8.0 | 8.3 | 550 | 2720 | 2830 | 12.5 | 11.9 | 11.4 |
| | 35 + 35 | 3.55 | 3.55 | - | - | 3.0 | 7.1 | 8.3 | 550 | 2340 | 2830 | 10.7 | 10.3 | 9.8 |
| | 35 + 50 | 3.29 | 4.71 | - | - | 3.0 | 8.0 | 8.3 | 550 | 2720 | 2830 | 12.5 | 11.9 | 11.4 |
| | 35 + 60 | 2.95 | 5.05 | - | - | 3.0 | 8.0 | 8.3 | 550 | 2720 | 2830 | 12.5 | 11.9 | 11.4 |
| | 35 + 71 | 2.64 | 5.36 | - | - | 3.0 | 8.0 | 8.3 | 550 | 2720 | 2830 | 12.5 | 11.9 | 11.4 |
| | 50 + 50 | 4.00 | 4.00 | - | - | 3.0 | 8.0 | 8.3 | 550 | 2720 | 2830 | 12.5 | 11.9 | 11.4 |
| | 50 + 60 | 3.64 | 4.36 | - | - | 3.0 | 8.0 | 8.3 | 550 | 2720 | 2830 | 12.5 | 11.9 | 11.4 |
| | 50 + 71 | 3.31 | 4.69 | - | - | 3.0 | 8.0 | 8.3 | 550 | 2720 | 2830 | 12.5 | 11.9 | 11.4 |
| | 60 + 60 | 4.00 | 4.00 | - | - | 3.0 | 8.0 | 8.3 | 550 | 2720 | 2830 | 12.5 | 11.9 | 11.4 |
| 60 + 71 | 3.66 | 4.34 | - | - | 3.0 | 8.0 | 8.3 | 550 | 2720 | 2830 | 12.5 | 11.9 | 11.4 | |
| 3 room | 20 + 20 + 20 | 2.00 | 2.00 | 2.00 | - | 3.7 | 6.0 | 8.5 | 670 | 1440 | 2830 | 6.6 | 6.4 | 6.1 |
| | 20 + 20 + 25 | 2.00 | 2.00 | 2.50 | - | 3.7 | 6.5 | 8.5 | 670 | 1630 | 2830 | 7.5 | 7.2 | 6.9 |
| | 20 + 20 + 35 | 1.89 | 1.89 | 3.31 | - | 3.7 | 7.1 | 8.5 | 670 | 1870 | 2830 | 8.6 | 8.2 | 7.9 |
| | 20 + 20 + 50 | 1.78 | 1.78 | 4.44 | - | 3.7 | 8.0 | 8.5 | 670 | 2290 | 2830 | 10.5 | 10.1 | 9.6 |
| | 20 + 20 + 60 | 1.60 | 1.60 | 4.80 | - | 3.7 | 8.0 | 8.5 | 670 | 2290 | 2830 | 10.5 | 10.1 | 9.6 |
| | 20 + 20 + 71 | 1.44 | 1.44 | 5.12 | - | 3.7 | 8.0 | 8.5 | 670 | 2290 | 2830 | 10.5 | 10.1 | 9.6 |
| | 20 + 25 + 25 | 2.03 | 2.54 | 2.54 | - | 3.7 | 7.1 | 8.5 | 670 | 1870 | 2830 | 8.6 | 8.2 | 7.9 |
| | 20 + 25 + 35 | 2.00 | 2.50 | 3.50 | - | 3.7 | 8.0 | 8.5 | 670 | 2290 | 2830 | 10.5 | 10.1 | 9.6 |
| | 20 + 25 + 50 | 1.68 | 2.11 | 4.21 | - | 3.7 | 8.0 | 8.5 | 670 | 2290 | 2830 | 10.5 | 10.1 | 9.6 |
| | 20 + 25 + 60 | 1.52 | 1.90 | 4.57 | - | 3.7 | 8.0 | 8.5 | 670 | 2290 | 2830 | 10.5 | 10.1 | 9.6 |
| | 20 + 25 + 71 | 1.38 | 1.72 | 4.90 | - | 3.7 | 8.0 | 8.5 | 670 | 2290 | 2830 | 10.5 | 10.1 | 9.6 |
| | 20 + 35 + 35 | 1.78 | 3.11 | 3.11 | - | 3.7 | 8.0 | 8.5 | 670 | 2290 | 2830 | 10.5 | 10.1 | 9.6 |
| | 20 + 35 + 50 | 1.52 | 2.67 | 3.81 | - | 3.7 | 8.0 | 8.5 | 670 | 2290 | 2830 | 10.5 | 10.1 | 9.6 |
| | 20 + 35 + 60 | 1.39 | 2.43 | 4.17 | - | 3.7 | 8.0 | 8.5 | 670 | 2290 | 2830 | 10.5 | 10.1 | 9.6 |
| | 20 + 35 + 71 | 1.27 | 2.22 | 4.51 | - | 3.7 | 8.0 | 8.5 | 670 | 2290 | 2830 | 10.5 | 10.1 | 9.6 |
| | 20 + 50 + 50 | 1.33 | 3.33 | 3.33 | - | 3.7 | 8.0 | 8.5 | 670 | 2290 | 2830 | 10.5 | 10.1 | 9.6 |
| | 20 + 50 + 60 | 1.23 | 3.08 | 3.69 | - | 3.7 | 8.0 | 8.5 | 670 | 2290 | 2830 | 10.5 | 10.1 | 9.6 |
| | 25 + 25 + 25 | 2.37 | 2.37 | 2.37 | - | 3.7 | 7.1 | 8.5 | 670 | 1870 | 2830 | 8.6 | 8.2 | 7.9 |
| | 25 + 25 + 35 | 2.35 | 2.35 | 3.29 | - | 3.7 | 8.0 | 8.5 | 670 | 2290 | 2830 | 10.5 | 10.1 | 9.6 |
| | 25 + 25 + 50 | 2.00 | 2.00 | 4.00 | - | 3.7 | 8.0 | 8.5 | 670 | 2290 | 2830 | 10.5 | 10.1 | 9.6 |
| | 25 + 25 + 60 | 1.82 | 1.82 | 4.36 | - | 3.7 | 8.0 | 8.5 | 670 | 2290 | 2830 | 10.5 | 10.1 | 9.6 |
| | 25 + 25 + 71 | 1.65 | 1.65 | 4.69 | - | 3.7 | 8.0 | 8.5 | 670 | 2290 | 2830 | 10.5 | 10.1 | 9.6 |
| | 25 + 35 + 35 | 2.11 | 2.95 | 2.95 | - | 3.7 | 8.0 | 8.5 | 670 | 2290 | 2830 | 10.5 | 10.1 | 9.6 |
| | 25 + 35 + 50 | 1.82 | 2.55 | 3.64 | - | 3.7 | 8.0 | 8.5 | 670 | 2290 | 2830 | 10.5 | 10.1 | 9.6 |
| | 25 + 35 + 60 | 1.67 | 2.33 | 4.00 | - | 3.7 | 8.0 | 8.5 | 670 | 2290 | 2830 | 10.5 | 10.1 | 9.6 |
| | 25 + 35 + 71 | 1.53 | 2.14 | 4.34 | - | 3.7 | 8.0 | 8.5 | 670 | 2290 | 2830 | 10.5 | 10.1 | 9.6 |
| | 25 + 50 + 50 | 1.60 | 3.20 | 3.20 | - | 3.7 | 8.0 | 8.5 | 670 | 2290 | 2830 | 10.5 | 10.1 | 9.6 |
| | 25 + 50 + 60 | 1.48 | 2.96 | 3.56 | - | 3.7 | 8.0 | 8.5 | 670 | 2290 | 2830 | 10.5 | 10.1 | 9.6 |
| | 35 + 35 + 35 | 2.67 | 2.67 | 2.67 | - | 3.7 | 8.0 | 8.5 | 670 | 2290 | 2830 | 10.5 | 10.1 | 9.6 |
| | 35 + 35 + 50 | 2.33 | 2.33 | 3.33 | - | 3.7 | 8.0 | 8.5 | 670 | 2290 | 2830 | 10.5 | 10.1 | 9.6 |
| 35 + 35 + 60 | 2.15 | 2.15 | 3.69 | - | 3.7 | 8.0 | 8.5 | 670 | 2290 | 2830 | 10.5 | 10.1 | 9.6 | |
| 35 + 50 + 50 | 2.07 | 2.96 | 2.96 | - | 3.7 | 8.0 | 8.5 | 670 | 2290 | 2830 | 10.5 | 10.1 | 9.6 | |
| 4 room | 20 + 20 + 20 + 20 | 2.00 | 2.00 | 2.00 | 2.00 | 4.4 | 8.0 | 8.7 | 890 | 2170 | 2830 | 10.0 | 9.5 | 9.1 |
| | 20 + 20 + 20 + 25 | 1.88 | 1.88 | 1.88 | 2.35 | 4.4 | 8.0 | 8.7 | 890 | 2170 | 2830 | 10.0 | 9.5 | 9.1 |
| | 20 + 20 + 20 + 35 | 1.68 | 1.68 | 1.68 | 2.95 | 4.4 | 8.0 | 8.7 | 890 | 2170 | 2830 | 10.0 | 9.5 | 9.1 |
| | 20 + 20 + 20 + 50 | 1.45 | 1.45 | 1.45 | 3.64 | 4.4 | 8.0 | 8.7 | 890 | 2170 | 2830 | 10.0 | 9.5 | 9.1 |
| | 20 + 20 + 20 + 60 | 1.33 | 1.33 | 1.33 | 4.00 | 4.4 | 8.0 | 8.7 | 890 | 2170 | 2830 | 10.0 | 9.5 | 9.1 |
| | 20 + 20 + 25 + 25 | 1.78 | 1.78 | 2.22 | 2.22 | 4.4 | 8.0 | 8.7 | 890 | 2170 | 2830 | 10.0 | 9.5 | 9.1 |
| | 20 + 20 + 25 + 35 | 1.60 | 1.60 | 2.00 | 2.80 | 4.4 | 8.0 | 8.7 | 890 | 2170 | 2830 | 10.0 | 9.5 | 9.1 |
| | 20 + 20 + 25 + 50 | 1.39 | 1.39 | 1.74 | 3.48 | 4.4 | 8.0 | 8.7 | 890 | 2170 | 2830 | 10.0 | 9.5 | 9.1 |
| | 20 + 20 + 25 + 60 | 1.28 | 1.28 | 1.60 | 3.84 | 4.4 | 8.0 | 8.7 | 890 | 2170 | 2830 | 10.0 | 9.5 | 9.1 |
| | 20 + 20 + 35 + 35 | 1.45 | 1.45 | 2.55 | 2.55 | 4.4 | 8.0 | 8.7 | 890 | 2170 | 2830 | 10.0 | 9.5 | 9.1 |
| | 20 + 20 + 35 + 50 | 1.28 | 1.28 | 2.24 | 3.20 | 4.4 | 8.0 | 8.7 | 890 | 2170 | 2830 | 10.0 | 9.5 | 9.1 |
| | 20 + 20 + 35 + 60 | 1.19 | 1.19 | 2.07 | 3.56 | 4.4 | 8.0 | 8.7 | 890 | 2170 | 2830 | 10.0 | 9.5 | 9.1 |
| | 20 + 25 + 25 + 25 | 1.68 | 2.11 | 2.11 | 2.11 | 4.4 | 8.0 | 8.7 | 890 | 2170 | 2830 | 10.0 | 9.5 | 9.1 |
| | 20 + 25 + 25 + 35 | 1.52 | 1.90 | 1.90 | 2.67 | 4.4 | 8.0 | 8.7 | 890 | 2170 | 2830 | 10.0 | 9.5 | 9.1 |
| | 20 + 25 + 25 + 50 | 1.33 | 1.67 | 1.67 | 3.33 | 4.4 | 8.0 | 8.7 | 890 | 2170 | 2830 | 10.0 | 9.5 | 9.1 |
| | 20 + 25 + 25 + 60 | 1.23 | 1.54 | 1.54 | 3.69 | 4.4 | 8.0 | 8.7 | 890 | 2170 | 2830 | 10.0 | 9.5 | 9.1 |
| | 20 + 25 + 35 + 35 | 1.39 | 1.74 | 2.43 | 2.43 | 4.4 | 8.0 | 8.7 | 890 | 2170 | 2830 | 10.0 | 9.5 | 9.1 |
| | 20 + 25 + 35 + 50 | 1.23 | 1.54 | 2.15 | 3.08 | 4.4 | 8.0 | 8.7 | 890 | 2170 | 2830 | 10.0 | 9.5 | 9.1 |
| | 20 + 35 + 35 + 35 | 1.28 | 2.24 | 2.24 | 2.24 | 4.4 | 8.0 | 8.7 | 890 | 2170 | 2830 | 10.0 | 9.5 | 9.1 |
| | 25 + 25 + 25 + 25 | 2.00 | 2.00 | 2.00 | 2.00 | 4.4 | 8.0 | 8.7 | 890 | 2170 | 2830 | 10.0 | 9.5 | 9.1 |
| | 25 + 25 + 25 + 35 | 1.82 | 1.82 | 1.82 | 2.55 | 4.4 | 8.0 | 8.7 | 890 | 2170 | 2830 | 10.0 | 9.5 | 9.1 |
| | 25 + 25 + 25 + 50 | 1.60 | 1.60 | 1.60 | 3.20 | 4.4 | 8.0 | 8.7 | 890 | 2170 | 2830 | 10.0 | 9.5 | 9.1 |
| | 25 + 25 + 25 + 60 | 1.48 | 1.48 | 1.48 | 3.56 | 4.4 | 8.0 | 8.7 | 890 | 2170 | 2830 | 10.0 | 9.5 | 9.1 |
| | 25 + 25 + 35 + 35 | 1.67 | 1.67 | 2.33 | 2.33 | 4.4 | 8.0 | 8.7 | 890 | 2170 | 2830 | 10.0 | 9.5 | 9.1 |
| | 25 + 25 + 35 + 50 | 1.48 | 1.48 | 2.07 | 2.96 | 4.4 | 8.0 | 8.7 | 890 | 2170 | 2830 | 10.0 | 9.5 | 9.1 |
| 25 + 35 + 35 + 35 | 1.54 | 2.15 | 2.15 | 2.15 | 4.4 | 8.0 | 8.7 | 890 | 2170 | 2830 | 10.0 | 9.5 | 9.1 | |



MULTI-SPLIT SYSTEM

SCM100ZS-W Table of Indoor unit combination with all indoor unit

| Indoor unit combination | | Heating capacity (kW) | | | | | | | Power consumption(W) | | | Standard current(A) | | | |
|-------------------------|--------------|-----------------------|------|------|---|-----|----------------|----------|----------------------|----------|------|---------------------|------|------|------|
| | | Room heating capacity | | | | | Total capacity | | Min. | Standard | Max. | 220V | 230V | 240V | |
| | | A | B | C | D | E | Min. | Standard | | | | | | | Max. |
| 1 room | 20 | 3.00 | - | - | - | - | 0.9 | 3.0 | 3.5 | 490 | 1060 | 1330 | 5.1 | 4.8 | 4.6 |
| | 25 | 3.40 | - | - | - | - | 0.9 | 3.4 | 4.0 | 490 | 1140 | 1400 | 5.4 | 5.2 | 5.0 |
| | 35 | 4.50 | - | - | - | - | 0.9 | 4.5 | 4.8 | 490 | 1350 | 1570 | 6.3 | 6.1 | 5.8 |
| | 50 | 5.80 | - | - | - | - | 0.9 | 5.8 | 6.2 | 490 | 1610 | 1770 | 7.4 | 7.1 | 6.8 |
| | 60 | 6.80 | - | - | - | - | 0.9 | 6.8 | 7.1 | 490 | 1800 | 1920 | 8.3 | 7.9 | 7.6 |
| | 71 | 8.00 | - | - | - | - | 0.9 | 8.0 | 8.1 | 490 | 2030 | 2110 | 9.3 | 8.9 | 8.5 |
| | 80 | 9.00 | - | - | - | - | 0.9 | 9.0 | 9.1 | 490 | 2220 | 2260 | 10.2 | 9.7 | 9.3 |
| | 20 + 20 | 2.70 | 2.70 | - | - | - | 1.2 | 5.4 | 7.0 | 460 | 1170 | 1610 | 5.5 | 5.2 | 5.0 |
| 2 room | 20 + 25 | 2.62 | 3.28 | - | - | - | 1.2 | 5.9 | 7.3 | 460 | 1310 | 1690 | 6.0 | 5.8 | 5.5 |
| | 20 + 35 | 2.51 | 4.39 | - | - | - | 1.2 | 6.9 | 7.9 | 460 | 1580 | 1860 | 7.3 | 6.9 | 6.6 |
| | 20 + 50 | 2.51 | 6.29 | - | - | - | 1.2 | 8.8 | 9.2 | 460 | 2130 | 2240 | 9.8 | 9.4 | 9.0 |
| | 20 + 60 | 2.45 | 7.35 | - | - | - | 1.2 | 9.8 | 10.3 | 460 | 2430 | 2580 | 11.2 | 10.7 | 10.2 |
| | 20 + 71 | 2.31 | 8.19 | - | - | - | 1.2 | 10.5 | 11.2 | 460 | 2620 | 2900 | 12.0 | 11.5 | 11.0 |
| | 20 + 80 | 2.10 | 8.40 | - | - | - | 1.2 | 10.5 | 11.2 | 460 | 2620 | 2900 | 12.0 | 11.5 | 11.0 |
| | 25 + 25 | 3.20 | 3.20 | - | - | - | 1.2 | 6.4 | 7.7 | 460 | 1440 | 1810 | 6.6 | 6.3 | 6.1 |
| | 25 + 35 | 3.25 | 4.55 | - | - | - | 1.2 | 7.8 | 8.2 | 460 | 1830 | 1950 | 8.4 | 8.0 | 7.7 |
| | 25 + 50 | 3.07 | 6.13 | - | - | - | 1.2 | 9.2 | 9.6 | 460 | 2240 | 2370 | 10.3 | 9.8 | 9.4 |
| | 25 + 60 | 3.00 | 7.20 | - | - | - | 1.2 | 10.2 | 10.7 | 460 | 2550 | 2710 | 11.7 | 11.2 | 10.7 |
| | 25 + 71 | 2.73 | 7.77 | - | - | - | 1.2 | 10.5 | 11.2 | 460 | 2620 | 2900 | 12.0 | 11.5 | 11.0 |
| | 25 + 80 | 2.50 | 8.00 | - | - | - | 1.2 | 10.5 | 11.2 | 460 | 2620 | 2900 | 12.0 | 11.5 | 11.0 |
| | 35 + 35 | 4.50 | 4.50 | - | - | - | 1.2 | 9.0 | 9.4 | 460 | 2180 | 2310 | 10.0 | 9.6 | 9.2 |
| | 35 + 50 | 4.24 | 6.06 | - | - | - | 1.2 | 10.3 | 10.8 | 460 | 2560 | 2740 | 11.8 | 11.2 | 10.8 |
| | 35 + 60 | 3.87 | 6.63 | - | - | - | 1.2 | 10.5 | 11.2 | 460 | 2620 | 2900 | 12.0 | 11.5 | 11.0 |
| | 35 + 71 | 3.47 | 7.03 | - | - | - | 1.2 | 10.5 | 11.2 | 460 | 2620 | 2900 | 12.0 | 11.5 | 11.0 |
| | 35 + 80 | 3.20 | 7.30 | - | - | - | 1.2 | 10.5 | 11.2 | 460 | 2620 | 2900 | 12.0 | 11.5 | 11.0 |
| | 50 + 50 | 5.25 | 5.25 | - | - | - | 1.2 | 10.5 | 11.2 | 460 | 2620 | 2900 | 12.0 | 11.5 | 11.0 |
| | 50 + 60 | 4.77 | 5.73 | - | - | - | 1.2 | 10.5 | 11.2 | 460 | 2620 | 2900 | 12.0 | 11.5 | 11.0 |
| | 50 + 71 | 4.34 | 6.16 | - | - | - | 1.2 | 10.5 | 11.2 | 460 | 2620 | 2900 | 12.0 | 11.5 | 11.0 |
| | 50 + 80 | 4.04 | 6.46 | - | - | - | 1.2 | 10.5 | 11.2 | 460 | 2620 | 2900 | 12.0 | 11.5 | 11.0 |
| | 60 + 60 | 5.25 | 5.25 | - | - | - | 1.2 | 10.5 | 11.2 | 460 | 2620 | 2900 | 12.0 | 11.5 | 11.0 |
| | 60 + 71 | 4.81 | 5.69 | - | - | - | 1.2 | 10.5 | 11.2 | 460 | 2620 | 2900 | 12.0 | 11.5 | 11.0 |
| | 60 + 80 | 4.50 | 6.00 | - | - | - | 1.2 | 10.5 | 11.2 | 460 | 2620 | 2900 | 12.0 | 11.5 | 11.0 |
| 71 + 71 | 5.25 | 5.25 | - | - | - | 1.2 | 10.5 | 11.2 | 460 | 2620 | 2900 | 12.0 | 11.5 | 11.0 | |
| 71 + 80 | 4.94 | 5.56 | - | - | - | 1.2 | 10.5 | 11.2 | 460 | 2620 | 2900 | 12.0 | 11.5 | 11.0 | |
| 80 + 80 | 5.25 | 5.25 | - | - | - | 1.2 | 10.5 | 11.2 | 460 | 2620 | 2900 | 12.0 | 11.5 | 11.0 | |
| 3 room | 20 + 20 + 20 | 3.00 | 3.00 | 3.00 | - | - | 1.4 | 9.0 | 9.6 | 430 | 2140 | 2320 | 9.8 | 9.4 | 9.0 |
| | 20 + 20 + 25 | 2.89 | 2.89 | 3.62 | - | - | 1.4 | 9.4 | 10.0 | 430 | 2260 | 2440 | 10.4 | 9.9 | 9.5 |
| | 20 + 20 + 35 | 2.80 | 2.80 | 4.90 | - | - | 1.4 | 10.5 | 11.3 | 430 | 2540 | 2900 | 11.7 | 11.2 | 10.7 |
| | 20 + 20 + 50 | 2.33 | 2.33 | 5.83 | - | - | 1.4 | 10.5 | 11.3 | 430 | 2540 | 2900 | 11.7 | 11.2 | 10.7 |
| | 20 + 20 + 60 | 2.10 | 2.10 | 6.30 | - | - | 1.4 | 10.5 | 11.3 | 430 | 2540 | 2900 | 11.7 | 11.2 | 10.7 |
| | 20 + 20 + 71 | 1.89 | 1.89 | 6.72 | - | - | 1.4 | 10.5 | 11.3 | 430 | 2540 | 2900 | 11.7 | 11.2 | 10.7 |
| | 20 + 20 + 80 | 1.75 | 1.75 | 7.00 | - | - | 1.4 | 10.5 | 11.3 | 430 | 2540 | 2900 | 11.7 | 11.2 | 10.7 |
| | 20 + 25 + 25 | 3.00 | 3.75 | 3.75 | - | - | 1.4 | 10.5 | 11.3 | 430 | 2540 | 2900 | 11.7 | 11.2 | 10.7 |
| | 20 + 25 + 35 | 2.63 | 3.28 | 4.59 | - | - | 1.4 | 10.5 | 11.3 | 430 | 2540 | 2900 | 11.7 | 11.2 | 10.7 |
| | 20 + 25 + 50 | 2.21 | 2.76 | 5.53 | - | - | 1.4 | 10.5 | 11.3 | 430 | 2540 | 2900 | 11.7 | 11.2 | 10.7 |
| | 20 + 25 + 60 | 2.00 | 2.50 | 6.00 | - | - | 1.4 | 10.5 | 11.3 | 430 | 2540 | 2900 | 11.7 | 11.2 | 10.7 |
| | 20 + 35 + 35 | 2.33 | 4.08 | 4.08 | - | - | 1.4 | 10.5 | 11.3 | 430 | 2540 | 2900 | 11.7 | 11.2 | 10.7 |
| | 20 + 35 + 50 | 2.00 | 3.50 | 5.00 | - | - | 1.4 | 10.5 | 11.3 | 430 | 2540 | 2900 | 11.7 | 11.2 | 10.7 |
| | 20 + 35 + 60 | 1.83 | 3.20 | 5.48 | - | - | 1.4 | 10.5 | 11.3 | 430 | 2540 | 2900 | 11.7 | 11.2 | 10.7 |
| | 20 + 35 + 71 | 1.67 | 2.92 | 5.92 | - | - | 1.4 | 10.5 | 11.3 | 430 | 2540 | 2900 | 11.7 | 11.2 | 10.7 |
| | 20 + 35 + 80 | 1.56 | 2.72 | 6.22 | - | - | 1.4 | 10.5 | 11.3 | 430 | 2540 | 2900 | 11.7 | 11.2 | 10.7 |
| | 20 + 50 + 50 | 1.75 | 4.38 | 4.38 | - | - | 1.4 | 10.5 | 11.3 | 430 | 2540 | 2900 | 11.7 | 11.2 | 10.7 |
| | 20 + 50 + 60 | 1.62 | 4.04 | 4.85 | - | - | 1.4 | 10.5 | 11.3 | 430 | 2540 | 2900 | 11.7 | 11.2 | 10.7 |
| | 20 + 50 + 71 | 1.49 | 3.72 | 5.29 | - | - | 1.4 | 10.5 | 11.3 | 430 | 2540 | 2900 | 11.7 | 11.2 | 10.7 |
| | 20 + 50 + 80 | 1.40 | 3.50 | 5.60 | - | - | 1.4 | 10.5 | 11.3 | 430 | 2540 | 2900 | 11.7 | 11.2 | 10.7 |
| | 20 + 60 + 60 | 1.50 | 4.50 | 4.50 | - | - | 1.4 | 10.5 | 11.3 | 430 | 2540 | 2900 | 11.7 | 11.2 | 10.7 |
| | 20 + 60 + 71 | 1.39 | 4.17 | 4.94 | - | - | 1.4 | 10.5 | 11.3 | 430 | 2540 | 2900 | 11.7 | 11.2 | 10.7 |
| | 20 + 60 + 80 | 1.31 | 3.94 | 5.25 | - | - | 1.4 | 10.5 | 11.3 | 430 | 2540 | 2900 | 11.7 | 11.2 | 10.7 |
| | 25 + 25 + 25 | 3.50 | 3.50 | 3.50 | - | - | 1.4 | 10.5 | 11.3 | 430 | 2540 | 2900 | 11.7 | 11.2 | 10.7 |
| | 25 + 25 + 35 | 3.09 | 3.09 | 4.32 | - | - | 1.4 | 10.5 | 11.3 | 430 | 2540 | 2900 | 11.7 | 11.2 | 10.7 |
| | 25 + 25 + 50 | 2.63 | 2.63 | 5.25 | - | - | 1.4 | 10.5 | 11.3 | 430 | 2540 | 2900 | 11.7 | 11.2 | 10.7 |
| | 25 + 25 + 60 | 2.39 | 2.39 | 5.73 | - | - | 1.4 | 10.5 | 11.3 | 430 | 2540 | 2900 | 11.7 | 11.2 | 10.7 |
| | 25 + 25 + 71 | 2.17 | 2.17 | 6.16 | - | - | 1.4 | 10.5 | 11.3 | 430 | 2540 | 2900 | 11.7 | 11.2 | 10.7 |
| | 25 + 25 + 80 | 2.02 | 2.02 | 6.46 | - | - | 1.4 | 10.5 | 11.3 | 430 | 2540 | 2900 | 11.7 | 11.2 | 10.7 |
| | 25 + 35 + 35 | 2.76 | 3.87 | 3.87 | - | - | 1.4 | 10.5 | 11.3 | 430 | 2540 | 2900 | 11.7 | 11.2 | 10.7 |
| | 25 + 35 + 50 | 2.39 | 3.34 | 4.77 | - | - | 1.4 | 10.5 | 11.3 | 430 | 2540 | 2900 | 11.7 | 11.2 | 10.7 |
| | 25 + 35 + 60 | 2.19 | 3.06 | 5.25 | - | - | 1.4 | 10.5 | 11.3 | 430 | 2540 | 2900 | 11.7 | 11.2 | 10.7 |
| 25 + 35 + 71 | 2.00 | 2.81 | 5.69 | - | - | 1.4 | 10.5 | 11.3 | 430 | 2540 | 2900 | 11.7 | 11.2 | 10.7 | |
| 25 + 35 + 80 | 1.88 | 2.63 | 6.00 | - | - | 1.4 | 10.5 | 11.3 | 430 | 2540 | 2900 | 11.7 | 11.2 | 10.7 | |
| 25 + 50 + 50 | 2.10 | 4.20 | 4.20 | - | - | 1.4 | 10.5 | 11.3 | 430 | 2540 | 2900 | 11.7 | 11.2 | 10.7 | |
| 25 + 50 + 60 | 1.94 | 3.89 | 4.67 | - | - | 1.4 | 10.5 | 11.3 | 430 | 2540 | 2900 | 11.7 | 11.2 | 10.7 | |
| 25 + 50 + 71 | 1.80 | 3.60 | 5.11 | - | - | 1.4 | 10.5 | 11.3 | 430 | 2540 | 2900 | 11.7 | 11.2 | 10.7 | |
| 25 + 50 + 80 | 1.69 | 3.39 | 5.42 | - | - | 1.4 | 10.5 | 11.3 | 430 | 2540 | 2900 | 11.7 | 11.2 | 10.7 | |
| 25 + 60 + 60 | 1.81 | 4.34 | 4.34 | - | - | 1.4 | 10.5 | 11.3 | 430 | 2540 | 2900 | 11.7 | 11.2 | 10.7 | |
| 25 + 60 + 71 | 1.68 | 4.04 | 4.78 | - | - | 1.4 | 10.5 | 11.3 | 430 | 2540 | 2900 | 11.7 | 11.2 | 10.7 | |

COMBINATIONS

| Indoor unit combination | | Heating capacity (kW) | | | | | | | | | Power consumption(W) | | | Standard current(A) | | |
|-------------------------|------------------------|-----------------------|------|------|------|------|----------------|----------|------|------|----------------------|----------|------|---------------------|------|------|
| | | Room heating capacity | | | | | Total capacity | | | | Min. | Standard | Max. | 220V | 230V | 240V |
| | | A | B | C | D | E | Min. | Standard | Max. | | | | | | | |
| 3 room | 35 + 35 + 35 | 3.50 | 3.50 | 3.50 | - | - | 1.4 | 10.5 | 11.3 | 430 | 2540 | 2900 | 11.7 | 11.2 | 10.7 | |
| | 35 + 35 + 50 | 3.06 | 3.06 | 4.38 | - | - | 1.4 | 10.5 | 11.3 | 430 | 2540 | 2900 | 11.7 | 11.2 | 10.7 | |
| | 35 + 35 + 60 | 2.83 | 2.83 | 4.85 | - | - | 1.4 | 10.5 | 11.3 | 430 | 2540 | 2900 | 11.7 | 11.2 | 10.7 | |
| | 35 + 35 + 71 | 2.61 | 2.61 | 5.29 | - | - | 1.4 | 10.5 | 11.3 | 430 | 2540 | 2900 | 11.7 | 11.2 | 10.7 | |
| | 35 + 35 + 80 | 2.45 | 2.45 | 5.60 | - | - | 1.4 | 10.5 | 11.3 | 430 | 2540 | 2900 | 11.7 | 11.2 | 10.7 | |
| | 35 + 50 + 50 | 2.72 | 3.89 | 3.89 | - | - | 1.4 | 10.5 | 11.3 | 430 | 2540 | 2900 | 11.7 | 11.2 | 10.7 | |
| | 35 + 50 + 60 | 2.53 | 3.62 | 4.34 | - | - | 1.4 | 10.5 | 11.3 | 430 | 2540 | 2900 | 11.7 | 11.2 | 10.7 | |
| | 35 + 50 + 71 | 2.36 | 3.37 | 4.78 | - | - | 1.4 | 10.5 | 11.3 | 430 | 2540 | 2900 | 11.7 | 11.2 | 10.7 | |
| | 35 + 60 + 60 | 2.37 | 4.06 | 4.06 | - | - | 1.4 | 10.5 | 11.3 | 430 | 2540 | 2900 | 11.7 | 11.2 | 10.7 | |
| | 50 + 50 + 50 | 3.50 | 3.50 | 3.50 | - | - | 1.4 | 10.5 | 11.3 | 430 | 2540 | 2900 | 11.7 | 11.2 | 10.7 | |
| 50 + 50 + 60 | 3.28 | 3.28 | 3.94 | - | - | 1.4 | 10.5 | 11.3 | 430 | 2540 | 2900 | 11.7 | 11.2 | 10.7 | | |
| 4 room | 20 + 20 + 20 + 20 | 2.63 | 2.63 | 2.63 | 2.63 | - | 1.6 | 10.5 | 11.4 | 400 | 2460 | 2900 | 11.3 | 10.8 | 10.4 | |
| | 20 + 20 + 20 + 25 | 2.47 | 2.47 | 2.47 | 3.09 | - | 1.6 | 10.5 | 11.4 | 400 | 2460 | 2900 | 11.3 | 10.8 | 10.4 | |
| | 20 + 20 + 20 + 35 | 2.21 | 2.21 | 2.21 | 3.87 | - | 1.6 | 10.5 | 11.4 | 400 | 2460 | 2900 | 11.3 | 10.8 | 10.4 | |
| | 20 + 20 + 20 + 50 | 1.91 | 1.91 | 1.91 | 4.77 | - | 1.6 | 10.5 | 11.4 | 400 | 2460 | 2900 | 11.3 | 10.8 | 10.4 | |
| | 20 + 20 + 20 + 60 | 1.75 | 1.75 | 1.75 | 5.25 | - | 1.6 | 10.5 | 11.4 | 400 | 2460 | 2900 | 11.3 | 10.8 | 10.4 | |
| | 20 + 20 + 20 + 71 | 1.60 | 1.60 | 1.60 | 5.69 | - | 1.6 | 10.5 | 11.4 | 400 | 2460 | 2900 | 11.3 | 10.8 | 10.4 | |
| | 20 + 20 + 20 + 80 | 1.50 | 1.50 | 1.50 | 6.00 | - | 1.6 | 10.5 | 11.4 | 400 | 2460 | 2900 | 11.3 | 10.8 | 10.4 | |
| | 20 + 20 + 25 + 25 | 2.33 | 2.33 | 2.92 | 2.92 | - | 1.6 | 10.5 | 11.4 | 400 | 2460 | 2900 | 11.3 | 10.8 | 10.4 | |
| | 20 + 20 + 25 + 35 | 2.10 | 2.10 | 2.63 | 3.68 | - | 1.6 | 10.5 | 11.4 | 400 | 2460 | 2900 | 11.3 | 10.8 | 10.4 | |
| | 20 + 20 + 25 + 50 | 1.83 | 1.83 | 2.28 | 4.57 | - | 1.6 | 10.5 | 11.4 | 400 | 2460 | 2900 | 11.3 | 10.8 | 10.4 | |
| | 20 + 20 + 25 + 60 | 1.68 | 1.68 | 2.10 | 5.04 | - | 1.6 | 10.5 | 11.4 | 400 | 2460 | 2900 | 11.3 | 10.8 | 10.4 | |
| | 20 + 20 + 25 + 71 | 1.54 | 1.54 | 1.93 | 5.48 | - | 1.6 | 10.5 | 11.4 | 400 | 2460 | 2900 | 11.3 | 10.8 | 10.4 | |
| | 20 + 20 + 25 + 80 | 1.45 | 1.45 | 1.81 | 5.79 | - | 1.6 | 10.5 | 11.4 | 400 | 2460 | 2900 | 11.3 | 10.8 | 10.4 | |
| | 20 + 20 + 35 + 35 | 1.91 | 1.91 | 3.34 | 3.34 | - | 1.6 | 10.5 | 11.4 | 400 | 2460 | 2900 | 11.3 | 10.8 | 10.4 | |
| | 20 + 20 + 35 + 50 | 1.68 | 1.68 | 2.94 | 4.20 | - | 1.6 | 10.5 | 11.4 | 400 | 2460 | 2900 | 11.3 | 10.8 | 10.4 | |
| | 20 + 20 + 35 + 60 | 1.56 | 1.56 | 2.72 | 4.67 | - | 1.6 | 10.5 | 11.4 | 400 | 2460 | 2900 | 11.3 | 10.8 | 10.4 | |
| | 20 + 20 + 35 + 71 | 1.44 | 1.44 | 2.52 | 5.11 | - | 1.6 | 10.5 | 11.4 | 400 | 2460 | 2900 | 11.3 | 10.8 | 10.4 | |
| | 20 + 20 + 35 + 80 | 1.35 | 1.35 | 2.37 | 5.42 | - | 1.6 | 10.5 | 11.4 | 400 | 2460 | 2900 | 11.3 | 10.8 | 10.4 | |
| | 20 + 20 + 50 + 50 | 1.50 | 1.50 | 3.75 | 3.75 | - | 1.6 | 10.5 | 11.4 | 400 | 2460 | 2900 | 11.3 | 10.8 | 10.4 | |
| | 20 + 20 + 50 + 60 | 1.40 | 1.40 | 3.50 | 4.20 | - | 1.6 | 10.5 | 11.4 | 400 | 2460 | 2900 | 11.3 | 10.8 | 10.4 | |
| | 20 + 20 + 60 + 60 | 1.31 | 1.31 | 3.94 | 3.94 | - | 1.6 | 10.5 | 11.4 | 400 | 2460 | 2900 | 11.3 | 10.8 | 10.4 | |
| | 20 + 25 + 25 + 25 | 2.21 | 2.76 | 2.76 | 2.76 | - | 1.6 | 10.5 | 11.4 | 400 | 2460 | 2900 | 11.3 | 10.8 | 10.4 | |
| | 20 + 25 + 25 + 35 | 2.00 | 2.50 | 2.50 | 3.50 | - | 1.6 | 10.5 | 11.4 | 400 | 2460 | 2900 | 11.3 | 10.8 | 10.4 | |
| | 20 + 25 + 25 + 50 | 1.75 | 2.19 | 2.19 | 4.38 | - | 1.6 | 10.5 | 11.4 | 400 | 2460 | 2900 | 11.3 | 10.8 | 10.4 | |
| | 20 + 25 + 25 + 60 | 1.62 | 2.02 | 2.02 | 4.85 | - | 1.6 | 10.5 | 11.4 | 400 | 2460 | 2900 | 11.3 | 10.8 | 10.4 | |
| | 20 + 25 + 25 + 71 | 1.49 | 1.86 | 1.86 | 5.29 | - | 1.6 | 10.5 | 11.4 | 400 | 2460 | 2900 | 11.3 | 10.8 | 10.4 | |
| | 20 + 25 + 25 + 80 | 1.40 | 1.75 | 1.75 | 5.60 | - | 1.6 | 10.5 | 11.4 | 400 | 2460 | 2900 | 11.3 | 10.8 | 10.4 | |
| | 20 + 25 + 35 + 35 | 1.83 | 2.28 | 3.20 | 3.20 | - | 1.6 | 10.5 | 11.4 | 400 | 2460 | 2900 | 11.3 | 10.8 | 10.4 | |
| | 20 + 25 + 35 + 50 | 1.62 | 2.02 | 2.83 | 4.04 | - | 1.6 | 10.5 | 11.4 | 400 | 2460 | 2900 | 11.3 | 10.8 | 10.4 | |
| | 20 + 25 + 35 + 60 | 1.50 | 1.88 | 2.63 | 4.50 | - | 1.6 | 10.5 | 11.4 | 400 | 2460 | 2900 | 11.3 | 10.8 | 10.4 | |
| | 20 + 25 + 35 + 71 | 1.39 | 1.74 | 2.43 | 4.94 | - | 1.6 | 10.5 | 11.4 | 400 | 2460 | 2900 | 11.3 | 10.8 | 10.4 | |
| | 20 + 25 + 35 + 80 | 1.31 | 1.64 | 2.30 | 5.25 | - | 1.6 | 10.5 | 11.4 | 400 | 2460 | 2900 | 11.3 | 10.8 | 10.4 | |
| | 20 + 25 + 50 + 50 | 1.45 | 1.81 | 3.62 | 3.62 | - | 1.6 | 10.5 | 11.4 | 400 | 2460 | 2900 | 11.3 | 10.8 | 10.4 | |
| | 20 + 25 + 50 + 60 | 1.35 | 1.69 | 3.39 | 4.06 | - | 1.6 | 10.5 | 11.4 | 400 | 2460 | 2900 | 11.3 | 10.8 | 10.4 | |
| | 20 + 35 + 35 + 35 | 1.68 | 2.94 | 2.94 | 2.94 | - | 1.6 | 10.5 | 11.4 | 400 | 2460 | 2900 | 11.3 | 10.8 | 10.4 | |
| | 20 + 35 + 35 + 50 | 1.50 | 2.63 | 2.63 | 3.75 | - | 1.6 | 10.5 | 11.4 | 400 | 2460 | 2900 | 11.3 | 10.8 | 10.4 | |
| | 20 + 35 + 35 + 60 | 1.40 | 2.45 | 2.45 | 4.20 | - | 1.6 | 10.5 | 11.4 | 400 | 2460 | 2900 | 11.3 | 10.8 | 10.4 | |
| | 20 + 35 + 50 + 50 | 1.35 | 2.37 | 3.39 | 3.39 | - | 1.6 | 10.5 | 11.4 | 400 | 2460 | 2900 | 11.3 | 10.8 | 10.4 | |
| | 25 + 25 + 25 + 25 | 2.63 | 2.63 | 2.63 | 2.63 | - | 1.6 | 10.5 | 11.4 | 400 | 2460 | 2900 | 11.3 | 10.8 | 10.4 | |
| | 25 + 25 + 25 + 35 | 2.39 | 2.39 | 2.39 | 3.34 | - | 1.6 | 10.5 | 11.4 | 400 | 2460 | 2900 | 11.3 | 10.8 | 10.4 | |
| 25 + 25 + 25 + 50 | 2.10 | 2.10 | 2.10 | 4.20 | - | 1.6 | 10.5 | 11.4 | 400 | 2460 | 2900 | 11.3 | 10.8 | 10.4 | | |
| 25 + 25 + 25 + 60 | 1.94 | 1.94 | 1.94 | 4.67 | - | 1.6 | 10.5 | 11.4 | 400 | 2460 | 2900 | 11.3 | 10.8 | 10.4 | | |
| 25 + 25 + 25 + 71 | 1.80 | 1.80 | 1.80 | 5.11 | - | 1.6 | 10.5 | 11.4 | 400 | 2460 | 2900 | 11.3 | 10.8 | 10.4 | | |
| 25 + 25 + 25 + 80 | 1.69 | 1.69 | 1.69 | 5.42 | - | 1.6 | 10.5 | 11.4 | 400 | 2460 | 2900 | 11.3 | 10.8 | 10.4 | | |
| 25 + 25 + 35 + 35 | 2.19 | 2.19 | 3.06 | 3.06 | - | 1.6 | 10.5 | 11.4 | 400 | 2460 | 2900 | 11.3 | 10.8 | 10.4 | | |
| 25 + 25 + 35 + 50 | 1.94 | 1.94 | 2.72 | 3.89 | - | 1.6 | 10.5 | 11.4 | 400 | 2460 | 2900 | 11.3 | 10.8 | 10.4 | | |
| 25 + 25 + 35 + 60 | 1.81 | 1.81 | 2.53 | 4.34 | - | 1.6 | 10.5 | 11.4 | 400 | 2460 | 2900 | 11.3 | 10.8 | 10.4 | | |
| 25 + 25 + 35 + 71 | 1.68 | 1.68 | 2.36 | 4.78 | - | 1.6 | 10.5 | 11.4 | 400 | 2460 | 2900 | 11.3 | 10.8 | 10.4 | | |
| 25 + 25 + 50 + 50 | 1.75 | 1.75 | 3.50 | 3.50 | - | 1.6 | 10.5 | 11.4 | 400 | 2460 | 2900 | 11.3 | 10.8 | 10.4 | | |
| 25 + 25 + 50 + 60 | 1.64 | 1.64 | 3.28 | 3.94 | - | 1.6 | 10.5 | 11.4 | 400 | 2460 | 2900 | 11.3 | 10.8 | 10.4 | | |
| 25 + 35 + 35 + 35 | 2.02 | 2.83 | 2.83 | 2.83 | - | 1.6 | 10.5 | 11.4 | 400 | 2460 | 2900 | 11.3 | 10.8 | 10.4 | | |
| 25 + 35 + 35 + 50 | 1.81 | 2.53 | 2.53 | 3.62 | - | 1.6 | 10.5 | 11.4 | 400 | 2460 | 2900 | 11.3 | 10.8 | 10.4 | | |
| 25 + 35 + 35 + 60 | 1.69 | 2.37 | 2.37 | 4.06 | - | 1.6 | 10.5 | 11.4 | 400 | 2460 | 2900 | 11.3 | 10.8 | 10.4 | | |
| 25 + 35 + 50 + 50 | 1.64 | 2.30 | 3.28 | 3.28 | - | 1.6 | 10.5 | 11.4 | 400 | 2460 | 2900 | 11.3 | 10.8 | 10.4 | | |
| 35 + 35 + 35 + 35 | 2.63 | 2.63 | 2.63 | 2.63 | - | 1.6 | 10.5 | 11.4 | 400 | 2460 | 2900 | 11.3 | 10.8 | 10.4 | | |
| 35 + 35 + 35 + 50 | 2.37 | 2.37 | 2.37 | 3.39 | - | 1.6 | 10.5 | 11.4 | 400 | 2460 | 2900 | 11.3 | 10.8 | 10.4 | | |
| 5 room | 20 + 20 + 20 + 20 + 20 | 2.10 | 2.10 | 2.10 | 2.10 | 2.10 | 1.8 | 10.5 | 11.5 | 370 | 2380 | 2900 | 10.9 | 10.5 | 10.0 | |
| | 20 + 20 + 20 + 20 + 25 | 2.00 | 2.00 | 2.00 | 2.00 | 2.50 | 1.8 | 10.5 | 11.5 | 370 | 2380 | 2900 | 10.9 | 10.5 | 10.0 | |
| | 20 + 20 + 20 + 20 + 35 | 1.83 | 1.83 | 1.83 | 1.83 | 3.20 | 1.8 | 10.5 | 11.5 | 370 | 2380 | 2900 | 10.9 | 10.5 | 10.0 | |
| | 20 + 20 + 20 + 20 + 50 | 1.62 | 1.62 | 1.62 | 1.62 | 4.04 | 1.8 | 10.5 | 11.5 | 370 | 2380 | 2900 | 10.9 | 10.5 | 10.0 | |
| | 20 + 20 + 20 + 20 + 60 | 1.50 | 1.50 | 1.50 | 1.50 | 4.50 | 1.8 | 10.5 | 11.5 | 370 | 2380 | 2900 | 10.9 | 10.5 | 10.0 | |
| | 20 + 20 + 20 + 25 + 25 | 1.91 | 1.91 | 1.91 | 2.39 | 2.39 | 1.8 | 10.5 | 11.5 | 370 | 2380 | 2900 | 10.9 | 10.5 | 10.0 | |
| 20 + 20 + 20 + 25 + 35 | 1.75 | 1.75 | 1.75 | 2.19 | 3.06 | 1.8 | 10.5 | 11.5 | 370 | 2380 | 2900 | 10.9 | 10.5 | 10.0 | | |



MULTI-SPLIT SYSTEM

| Indoor unit combination | | Heating capacity (kW) | | | | | | | Power consumption(W) | | | Standard current(A) | | | | |
|-------------------------|--------|------------------------|------|------|------|------|----------------|----------|----------------------|----------|------|---------------------|------|------|------|------|
| | | Room heating capacity | | | | | Total capacity | | Min. | Standard | Max. | 220V | 230V | 240V | | |
| | | A | B | C | D | E | Min. | Standard | | | | | | | Max. | |
| Heating operation | 5 room | 20 + 20 + 20 + 25 + 50 | 1.56 | 1.56 | 1.56 | 1.94 | 3.89 | 1.8 | 10.5 | 11.5 | 370 | 2380 | 2900 | 10.9 | 10.5 | 10.0 |
| | | 20 + 20 + 20 + 25 + 60 | 1.45 | 1.45 | 1.45 | 1.81 | 4.34 | 1.8 | 10.5 | 11.5 | 370 | 2380 | 2900 | 10.9 | 10.5 | 10.0 |
| | | 20 + 20 + 20 + 35 + 35 | 1.62 | 1.62 | 1.62 | 2.83 | 2.83 | 1.8 | 10.5 | 11.5 | 370 | 2380 | 2900 | 10.9 | 10.5 | 10.0 |
| | | 20 + 20 + 20 + 35 + 50 | 1.45 | 1.45 | 1.45 | 2.53 | 3.62 | 1.8 | 10.5 | 11.5 | 370 | 2380 | 2900 | 10.9 | 10.5 | 10.0 |
| | | 20 + 20 + 20 + 35 + 60 | 1.35 | 1.35 | 1.35 | 2.37 | 4.06 | 1.8 | 10.5 | 11.5 | 370 | 2380 | 2900 | 10.9 | 10.5 | 10.0 |
| | | 20 + 20 + 25 + 25 + 25 | 1.83 | 1.83 | 2.28 | 2.28 | 2.28 | 1.8 | 10.5 | 11.5 | 370 | 2380 | 2900 | 10.9 | 10.5 | 10.0 |
| | | 20 + 20 + 25 + 25 + 35 | 1.68 | 1.68 | 2.10 | 2.10 | 2.94 | 1.8 | 10.5 | 11.5 | 370 | 2380 | 2900 | 10.9 | 10.5 | 10.0 |
| | | 20 + 20 + 25 + 25 + 50 | 1.50 | 1.50 | 1.88 | 1.88 | 3.75 | 1.8 | 10.5 | 11.5 | 370 | 2380 | 2900 | 10.9 | 10.5 | 10.0 |
| | | 20 + 20 + 25 + 25 + 60 | 1.40 | 1.40 | 1.75 | 1.75 | 4.20 | 1.8 | 10.5 | 11.5 | 370 | 2380 | 2900 | 10.9 | 10.5 | 10.0 |
| | | 20 + 20 + 25 + 35 + 35 | 1.56 | 1.56 | 1.94 | 2.72 | 2.72 | 1.8 | 10.5 | 11.5 | 370 | 2380 | 2900 | 10.9 | 10.5 | 10.0 |
| | | 20 + 20 + 25 + 35 + 50 | 1.40 | 1.40 | 1.75 | 2.45 | 3.50 | 1.8 | 10.5 | 11.5 | 370 | 2380 | 2900 | 10.9 | 10.5 | 10.0 |
| | | 20 + 20 + 25 + 35 + 60 | 1.31 | 1.31 | 1.64 | 2.30 | 3.94 | 1.8 | 10.5 | 11.5 | 370 | 2380 | 2900 | 10.9 | 10.5 | 10.0 |
| | | 20 + 20 + 35 + 35 + 35 | 1.45 | 1.45 | 2.53 | 2.53 | 2.53 | 1.8 | 10.5 | 11.5 | 370 | 2380 | 2900 | 10.9 | 10.5 | 10.0 |
| | | 20 + 20 + 35 + 35 + 50 | 1.31 | 1.31 | 2.30 | 2.30 | 3.28 | 1.8 | 10.5 | 11.5 | 370 | 2380 | 2900 | 10.9 | 10.5 | 10.0 |
| | | 20 + 25 + 25 + 25 + 25 | 1.75 | 2.19 | 2.19 | 2.19 | 2.19 | 1.8 | 10.5 | 11.5 | 370 | 2380 | 2900 | 10.9 | 10.5 | 10.0 |
| | | 20 + 25 + 25 + 25 + 35 | 1.62 | 2.02 | 2.02 | 2.02 | 2.83 | 1.8 | 10.5 | 11.5 | 370 | 2380 | 2900 | 10.9 | 10.5 | 10.0 |
| | | 20 + 25 + 25 + 25 + 50 | 1.45 | 1.81 | 1.81 | 1.81 | 3.62 | 1.8 | 10.5 | 11.5 | 370 | 2380 | 2900 | 10.9 | 10.5 | 10.0 |
| | | 20 + 25 + 25 + 25 + 60 | 1.35 | 1.69 | 1.69 | 1.69 | 4.06 | 1.8 | 10.5 | 11.5 | 370 | 2380 | 2900 | 10.9 | 10.5 | 10.0 |
| | | 20 + 25 + 25 + 35 + 35 | 1.50 | 1.88 | 1.88 | 2.63 | 2.63 | 1.8 | 10.5 | 11.5 | 370 | 2380 | 2900 | 10.9 | 10.5 | 10.0 |
| | | 20 + 25 + 25 + 35 + 50 | 1.35 | 1.69 | 1.69 | 2.37 | 3.39 | 1.8 | 10.5 | 11.5 | 370 | 2380 | 2900 | 10.9 | 10.5 | 10.0 |
| | | 20 + 25 + 35 + 35 + 35 | 1.40 | 1.75 | 2.45 | 2.45 | 2.45 | 1.8 | 10.5 | 11.5 | 370 | 2380 | 2900 | 10.9 | 10.5 | 10.0 |
| | | 20 + 35 + 35 + 35 + 35 | 1.31 | 2.30 | 2.30 | 2.30 | 2.30 | 1.8 | 10.5 | 11.5 | 370 | 2380 | 2900 | 10.9 | 10.5 | 10.0 |
| | | 25 + 25 + 25 + 25 + 25 | 2.10 | 2.10 | 2.10 | 2.10 | 2.10 | 1.8 | 10.5 | 11.5 | 370 | 2380 | 2900 | 10.9 | 10.5 | 10.0 |
| | | 25 + 25 + 25 + 25 + 35 | 1.94 | 1.94 | 1.94 | 1.94 | 2.72 | 1.8 | 10.5 | 11.5 | 370 | 2380 | 2900 | 10.9 | 10.5 | 10.0 |
| | | 25 + 25 + 25 + 25 + 50 | 1.75 | 1.75 | 1.75 | 1.75 | 3.50 | 1.8 | 10.5 | 11.5 | 370 | 2380 | 2900 | 10.9 | 10.5 | 10.0 |
| 25 + 25 + 25 + 25 + 60 | 1.64 | 1.64 | 1.64 | 1.64 | 3.94 | 1.8 | 10.5 | 11.5 | 370 | 2380 | 2900 | 10.9 | 10.5 | 10.0 | | |
| 25 + 25 + 25 + 35 + 35 | 1.81 | 1.81 | 1.81 | 2.53 | 2.53 | 1.8 | 10.5 | 11.5 | 370 | 2380 | 2900 | 10.9 | 10.5 | 10.0 | | |
| 25 + 25 + 25 + 35 + 50 | 1.64 | 1.64 | 1.64 | 2.30 | 3.28 | 1.8 | 10.5 | 11.5 | 370 | 2380 | 2900 | 10.9 | 10.5 | 10.0 | | |
| 25 + 25 + 35 + 35 + 35 | 1.69 | 1.69 | 2.37 | 2.37 | 2.37 | 1.8 | 10.5 | 11.5 | 370 | 2380 | 2900 | 10.9 | 10.5 | 10.0 | | |

| Indoor unit combination | | Cooling capacity (kW) | | | | | | | Power consumption(W) | | | Standard current(A) | | | | |
|-------------------------|---------|-----------------------|------|------|---|-----|----------------|----------|----------------------|----------|------|---------------------|------|------|------|------|
| | | Room cooling capacity | | | | | Total capacity | | Min. | Standard | Max. | 220V | 230V | 240V | | |
| | | A | B | C | D | E | Min. | Standard | | | | | | | Max. | |
| Cooling operation | 1 room | 20 | 2.00 | - | - | - | - | 1.7 | 2.0 | 2.7 | 500 | 530 | 950 | 2.5 | 2.4 | 2.3 |
| | | 25 | 2.50 | - | - | - | - | 1.7 | 2.5 | 3.2 | 500 | 690 | 1008 | 3.3 | 3.1 | 3.0 |
| | | 35 | 3.50 | - | - | - | - | 1.7 | 3.5 | 3.7 | 500 | 1010 | 1340 | 4.8 | 4.6 | 4.4 |
| | | 50 | 5.00 | - | - | - | - | 1.7 | 5.0 | 5.8 | 500 | 1490 | 1730 | 6.9 | 6.6 | 6.3 |
| | | 60 | 6.00 | - | - | - | - | 1.7 | 6.0 | 6.7 | 500 | 1810 | 1990 | 8.3 | 8.0 | 7.6 |
| | | 71 | 7.10 | - | - | - | - | 1.7 | 7.10 | 7.2 | 500 | 2170 | 2270 | 10.1 | 9.6 | 9.2 |
| | | 80 | 8.00 | - | - | - | - | 1.7 | 8.00 | 8.1 | 500 | 2450 | 2500 | 11.4 | 10.9 | 10.4 |
| | | 20 + 20 | 2.00 | 2.00 | - | - | - | 1.9 | 4.0 | 5.8 | 495 | 850 | 1430 | 4.0 | 3.8 | 3.7 |
| | 20 + 25 | 2.00 | 2.50 | - | - | - | 1.9 | 4.5 | 6.1 | 495 | 1010 | 1540 | 4.7 | 4.5 | 4.3 | |
| | 20 + 35 | 2.00 | 3.50 | - | - | - | 1.9 | 5.5 | 6.6 | 495 | 1330 | 1720 | 6.2 | 5.9 | 5.7 | |
| | 20 + 50 | 2.00 | 5.00 | - | - | - | 1.9 | 7.0 | 7.7 | 495 | 1880 | 2170 | 8.6 | 8.2 | 7.9 | |
| | 20 + 60 | 2.00 | 6.00 | - | - | - | 1.9 | 8.0 | 8.8 | 495 | 2300 | 2690 | 10.7 | 10.2 | 9.8 | |
| | 20 + 71 | 2.00 | 7.10 | - | - | - | 1.9 | 9.1 | 10.0 | 495 | 2850 | 3420 | 13.2 | 12.6 | 12.1 | |
| | 20 + 80 | 2.00 | 8.00 | - | - | - | 1.9 | 10.0 | 10.3 | 495 | 3450 | 3650 | 16.0 | 15.3 | 14.7 | |
| | 25 + 25 | 2.50 | 2.50 | - | - | - | 1.9 | 5.0 | 6.5 | 495 | 1170 | 1690 | 5.4 | 5.2 | 5.0 | |
| | 25 + 35 | 2.50 | 3.50 | - | - | - | 1.9 | 6.0 | 6.8 | 495 | 1600 | 1800 | 7.4 | 7.1 | 6.8 | |
| | 25 + 50 | 2.50 | 5.00 | - | - | - | 1.9 | 7.5 | 8.4 | 495 | 2080 | 2490 | 9.6 | 9.2 | 8.8 | |
| | 25 + 60 | 2.50 | 6.00 | - | - | - | 1.9 | 8.5 | 9.4 | 495 | 2630 | 3020 | 12.2 | 11.7 | 11.2 | |
| | 25 + 71 | 2.50 | 7.10 | - | - | - | 1.9 | 9.6 | 10.2 | 495 | 3140 | 3570 | 14.6 | 13.9 | 13.4 | |
| | 25 + 80 | 2.38 | 7.62 | - | - | - | 1.9 | 10.0 | 10.3 | 495 | 3450 | 3650 | 16.0 | 15.3 | 14.7 | |
| | 35 + 35 | 3.50 | 3.50 | - | - | - | 1.9 | 7.0 | 7.7 | 495 | 1880 | 2170 | 8.6 | 8.2 | 7.9 | |
| | 35 + 50 | 3.50 | 5.00 | - | - | - | 1.9 | 8.5 | 9.4 | 495 | 2630 | 3020 | 12.2 | 11.7 | 11.2 | |
| | 35 + 60 | 3.50 | 6.00 | - | - | - | 1.9 | 9.5 | 10.2 | 495 | 3080 | 3570 | 14.3 | 13.7 | 13.1 | |
| | 35 + 71 | 3.30 | 6.70 | - | - | - | 1.9 | 10.0 | 10.3 | 495 | 3450 | 3650 | 16.0 | 15.3 | 14.7 | |
| | 35 + 80 | 3.04 | 6.96 | - | - | - | 1.9 | 10.0 | 10.3 | 495 | 3450 | 3650 | 16.0 | 15.3 | 14.7 | |
| 50 + 50 | 5.00 | 5.00 | - | - | - | 1.9 | 10.0 | 10.3 | 495 | 3450 | 3650 | 16.0 | 15.3 | 14.7 | | |
| 50 + 60 | 4.55 | 5.45 | - | - | - | 1.9 | 10.0 | 10.3 | 495 | 3450 | 3650 | 16.0 | 15.3 | 14.7 | | |
| 50 + 71 | 4.13 | 5.87 | - | - | - | 1.9 | 10.0 | 10.3 | 495 | 3450 | 3650 | 16.0 | 15.3 | 14.7 | | |
| 50 + 80 | 3.85 | 6.15 | - | - | - | 1.9 | 10.0 | 10.3 | 495 | 3450 | 3650 | 16.0 | 15.3 | 14.7 | | |
| 60 + 60 | 5.00 | 5.00 | - | - | - | 1.9 | 10.0 | 10.3 | 495 | 3450 | 3650 | 16.0 | 15.3 | 14.7 | | |
| 60 + 71 | 4.58 | 5.42 | - | - | - | 1.9 | 10.0 | 10.3 | 495 | 3450 | 3650 | 16.0 | 15.3 | 14.7 | | |
| 60 + 80 | 4.29 | 5.71 | - | - | - | 1.9 | 10.0 | 10.3 | 495 | 3450 | 3650 | 16.0 | 15.3 | 14.7 | | |
| 71 + 71 | 5.00 | 5.00 | - | - | - | 1.9 | 10.0 | 10.3 | 495 | 3450 | 3650 | 16.0 | 15.3 | 14.7 | | |
| 71 + 80 | 4.70 | 5.30 | - | - | - | 1.9 | 10.0 | 10.3 | 495 | 3450 | 3650 | 16.0 | 15.3 | 14.7 | | |
| 80 + 80 | 5.00 | 5.00 | - | - | - | 1.9 | 10.0 | 10.3 | 495 | 3450 | 3650 | 16.0 | 15.3 | 14.7 | | |
| 20 + 20 + 20 | 2.00 | 2.00 | 2.00 | - | - | 2.1 | 6.0 | 7.4 | 490 | 1430 | 1930 | 6.6 | 6.3 | 6.1 | | |
| 20 + 20 + 25 | 2.00 | 2.00 | 2.50 | - | - | 2.1 | 6.5 | 7.7 | 490 | 1600 | 2050 | 7.4 | 7.1 | 6.8 | | |
| 20 + 20 + 35 | 2.00 | 2.00 | 3.50 | - | - | 2.1 | 7.5 | 8.6 | 490 | 1970 | 2430 | 9.1 | 8.7 | 8.4 | | |
| 20 + 20 + 50 | 2.00 | 2.00 | 5.00 | - | - | 2.1 | 9.0 | 9.6 | 490 | 2610 | 2920 | 12.1 | 11.6 | 11.1 | | |
| 20 + 20 + 60 | 2.00 | 2.00 | 6.00 | - | - | 2.1 | 10.0 | 10.7 | 490 | 3230 | 3650 | 15.0 | 14.3 | 13.7 | | |
| 20 + 20 + 71 | 1.80 | 1.80 | 6.40 | - | - | 2.1 | 10.0 | 10.7 | 490 | 3230 | 3650 | 15.0 | 14.3 | 13.7 | | |
| 20 + 20 + 80 | 1.67 | 1.67 | 6.67 | - | - | 2.1 | 10.0 | 10.7 | 490 | 3230 | 3650 | 15.0 | 14.3 | 13.7 | | |
| 20 + 25 + 25 | 2.00 | 2.50 | 2.50 | - | - | 2.1 | 7.0 | 8.0 | 490 | 1780 | 2170 | 8.2 | 7.8 | 7.5 | | |
| 20 + 25 + 35 | 2.00 | 2.50 | 3.50 | - | - | 2.1 | 8.0 | 9.0 | 490 | 2170 | 2160 | 10.1 | 9.6 | 9.2 | | |
| 20 + 25 + 50 | 2.00 | 2.50 | 5.00 | - | - | 2.1 | 9.5 | 10.3 | 490 | 2870 | 3340 | 13.3 | 12.7 | 12.2 | | |
| 20 + 25 + 60 | 1.90 | 2.38 | 5.71 | - | - | 2.1 | 10.0 | 10.7 | 490 | 3230 | 3650 | 15.0 | 14.3 | 13.7 | | |
| 20 + 35 + 35 | 2.00 | 3.50 | 3.50 | - | - | 2.1 | 9.0 | 9.6 | 490 | 2610 | 2920 | 12.1 | 11.6 | 11.1 | | |

COMBINATIONS

| Indoor unit combination | | Cooling capacity (kW) | | | | | | | | Power consumption(W) | | | Standard current(A) | | | |
|-------------------------|--------|-----------------------|------|------|------|------|----------------|----------|------|----------------------|----------|------|---------------------|------|------|------|
| | | Room cooling capacity | | | | | Total capacity | | | Min. | Standard | Max. | 220V | 230V | 240V | |
| | | A | B | C | D | E | Min. | Standard | Max. | | | | | | | |
| Cooling operation | 3 room | 20 + 35 + 50 | 1.90 | 3.33 | 4.76 | - | - | 2.1 | 10.0 | 10.7 | 490 | 3230 | 3650 | 15.0 | 14.3 | 13.7 |
| | | 20 + 35 + 60 | 1.74 | 3.04 | 5.22 | - | - | 2.1 | 10.0 | 10.7 | 490 | 3230 | 3650 | 15.0 | 14.3 | 13.7 |
| | | 20 + 35 + 71 | 1.59 | 2.78 | 5.63 | - | - | 2.1 | 10.0 | 10.7 | 490 | 3230 | 3650 | 15.0 | 14.3 | 13.7 |
| | | 20 + 35 + 80 | 1.48 | 2.59 | 5.93 | - | - | 2.1 | 10.0 | 10.7 | 490 | 3230 | 3650 | 15.0 | 14.3 | 13.7 |
| | | 20 + 50 + 50 | 1.67 | 4.17 | 4.17 | - | - | 2.1 | 10.0 | 10.7 | 490 | 3230 | 3650 | 15.0 | 14.3 | 13.7 |
| | | 20 + 50 + 60 | 1.54 | 3.85 | 4.62 | - | - | 2.1 | 10.0 | 10.7 | 490 | 3230 | 3650 | 15.0 | 14.3 | 13.7 |
| | | 20 + 50 + 71 | 1.42 | 3.55 | 5.04 | - | - | 2.1 | 10.0 | 10.7 | 490 | 3230 | 3650 | 15.0 | 14.3 | 13.7 |
| | | 20 + 50 + 80 | 1.33 | 3.33 | 5.33 | - | - | 2.1 | 10.0 | 10.7 | 490 | 3230 | 3650 | 15.0 | 14.3 | 13.7 |
| | | 20 + 60 + 60 | 1.43 | 4.29 | 4.29 | - | - | 2.1 | 10.0 | 10.7 | 490 | 3230 | 3650 | 15.0 | 14.3 | 13.7 |
| | | 20 + 60 + 71 | 1.32 | 3.97 | 4.70 | - | - | 2.1 | 10.0 | 10.7 | 490 | 3230 | 3650 | 15.0 | 14.3 | 13.7 |
| | | 20 + 60 + 80 | 1.25 | 3.75 | 5.00 | - | - | 2.1 | 10.0 | 10.7 | 490 | 3230 | 3650 | 15.0 | 14.3 | 13.7 |
| | | 25 + 25 + 25 | 2.50 | 2.50 | 2.50 | - | - | 2.1 | 7.5 | 8.6 | 490 | 1970 | 2430 | 9.1 | 8.7 | 8.4 |
| | | 25 + 25 + 35 | 2.50 | 2.50 | 3.50 | - | - | 2.1 | 8.5 | 9.2 | 490 | 2380 | 2710 | 11.0 | 10.6 | 10.1 |
| | | 25 + 25 + 50 | 2.50 | 2.50 | 5.00 | - | - | 2.1 | 10.0 | 10.7 | 490 | 3230 | 3650 | 15.0 | 14.3 | 13.7 |
| | | 25 + 25 + 60 | 2.27 | 2.27 | 5.45 | - | - | 2.1 | 10.0 | 10.7 | 490 | 3230 | 3650 | 15.0 | 14.3 | 13.7 |
| | | 25 + 25 + 71 | 2.07 | 2.07 | 5.87 | - | - | 2.1 | 10.0 | 10.7 | 490 | 3230 | 3650 | 15.0 | 14.3 | 13.7 |
| | | 25 + 25 + 80 | 1.92 | 1.92 | 6.15 | - | - | 2.1 | 10.0 | 10.7 | 490 | 3230 | 3650 | 15.0 | 14.3 | 13.7 |
| | | 25 + 35 + 35 | 2.50 | 3.50 | 3.50 | - | - | 2.1 | 9.5 | 10.3 | 490 | 2870 | 3340 | 13.3 | 12.7 | 12.2 |
| | | 25 + 35 + 50 | 2.27 | 3.18 | 4.55 | - | - | 2.1 | 10.0 | 10.7 | 490 | 3230 | 3650 | 15.0 | 14.3 | 13.7 |
| | | 25 + 35 + 60 | 2.08 | 2.92 | 5.00 | - | - | 2.1 | 10.0 | 10.7 | 490 | 3230 | 3650 | 15.0 | 14.3 | 13.7 |
| | | 25 + 35 + 71 | 1.91 | 2.67 | 5.42 | - | - | 2.1 | 10.0 | 10.7 | 490 | 3230 | 3650 | 15.0 | 14.3 | 13.7 |
| | | 25 + 35 + 80 | 1.79 | 2.50 | 5.71 | - | - | 2.1 | 10.0 | 10.7 | 490 | 3230 | 3650 | 15.0 | 14.3 | 13.7 |
| | | 25 + 50 + 50 | 2.00 | 4.00 | 4.00 | - | - | 2.1 | 10.0 | 10.7 | 490 | 3230 | 3650 | 15.0 | 14.3 | 13.7 |
| | | 25 + 50 + 60 | 1.85 | 3.70 | 4.44 | - | - | 2.1 | 10.0 | 10.7 | 490 | 3230 | 3650 | 15.0 | 14.3 | 13.7 |
| | | 25 + 50 + 71 | 1.71 | 3.42 | 4.86 | - | - | 2.1 | 10.0 | 10.7 | 490 | 3230 | 3650 | 15.0 | 14.3 | 13.7 |
| | | 25 + 50 + 80 | 1.61 | 3.23 | 5.16 | - | - | 2.1 | 10.0 | 10.7 | 490 | 3230 | 3650 | 15.0 | 14.3 | 13.7 |
| | | 25 + 60 + 60 | 1.72 | 4.14 | 4.14 | - | - | 2.1 | 10.0 | 10.7 | 490 | 3230 | 3650 | 15.0 | 14.3 | 13.7 |
| | | 25 + 60 + 71 | 1.60 | 3.85 | 4.55 | - | - | 2.1 | 10.0 | 10.7 | 490 | 3230 | 3650 | 15.0 | 14.3 | 13.7 |
| | | 35 + 35 + 35 | 3.33 | 3.33 | 3.33 | - | - | 2.1 | 10.0 | 10.7 | 490 | 3230 | 3650 | 15.0 | 14.3 | 13.7 |
| | | 35 + 35 + 50 | 2.92 | 2.92 | 4.17 | - | - | 2.1 | 10.0 | 10.7 | 490 | 3230 | 3650 | 15.0 | 14.3 | 13.7 |
| | | 35 + 35 + 60 | 2.69 | 2.69 | 4.62 | - | - | 2.1 | 10.0 | 10.7 | 490 | 3230 | 3650 | 15.0 | 14.3 | 13.7 |
| | | 35 + 35 + 71 | 2.48 | 2.48 | 5.04 | - | - | 2.1 | 10.0 | 10.7 | 490 | 3230 | 3650 | 15.0 | 14.3 | 13.7 |
| | | 35 + 35 + 80 | 2.33 | 2.33 | 5.33 | - | - | 2.1 | 10.0 | 10.7 | 490 | 3230 | 3650 | 15.0 | 14.3 | 13.7 |
| | | 35 + 50 + 50 | 2.59 | 3.70 | 3.70 | - | - | 2.1 | 10.0 | 10.7 | 490 | 3230 | 3650 | 15.0 | 14.3 | 13.7 |
| | | 35 + 50 + 60 | 2.41 | 3.45 | 4.14 | - | - | 2.1 | 10.0 | 10.7 | 490 | 3230 | 3650 | 15.0 | 14.3 | 13.7 |
| 35 + 50 + 71 | 2.24 | 3.21 | 4.55 | - | - | 2.1 | 10.0 | 10.7 | 490 | 3230 | 3650 | 15.0 | 14.3 | 13.7 | | |
| 35 + 60 + 60 | 2.26 | 3.87 | 3.87 | - | - | 2.1 | 10.0 | 10.7 | 490 | 3230 | 3650 | 15.0 | 14.3 | 13.7 | | |
| 50 + 50 + 50 | 3.33 | 3.33 | 3.33 | - | - | 2.1 | 10.0 | 10.7 | 490 | 3230 | 3650 | 15.0 | 14.3 | 13.7 | | |
| 50 + 50 + 60 | 3.13 | 3.13 | 3.75 | - | - | 2.1 | 10.0 | 10.7 | 490 | 3230 | 3650 | 15.0 | 14.3 | 13.7 | | |
| Cooling operation | 4 room | 20 + 20 + 20 + 20 | 2.00 | 2.00 | 2.00 | 2.00 | - | 2.3 | 8.0 | 8.8 | 485 | 2020 | 2330 | 9.4 | 9.0 | 8.6 |
| | | 20 + 20 + 20 + 25 | 2.00 | 2.00 | 2.00 | 2.50 | - | 2.3 | 8.5 | 9.4 | 485 | 2210 | 2590 | 10.3 | 9.8 | 9.4 |
| | | 20 + 20 + 20 + 35 | 2.00 | 2.00 | 2.00 | 3.50 | - | 2.3 | 9.5 | 10.5 | 485 | 2640 | 3150 | 12.2 | 11.7 | 11.2 |
| | | 20 + 20 + 20 + 50 | 1.82 | 1.82 | 1.82 | 4.55 | - | 2.3 | 10.0 | 11.3 | 485 | 2950 | 3650 | 13.7 | 13.1 | 12.5 |
| | | 20 + 20 + 20 + 60 | 1.67 | 1.67 | 1.67 | 5.00 | - | 2.3 | 10.0 | 11.3 | 485 | 2950 | 3650 | 13.7 | 13.1 | 12.5 |
| | | 20 + 20 + 20 + 71 | 1.53 | 1.53 | 1.53 | 5.42 | - | 2.3 | 10.0 | 11.3 | 485 | 2950 | 3650 | 13.7 | 13.1 | 12.5 |
| | | 20 + 20 + 20 + 80 | 1.43 | 1.43 | 1.43 | 5.71 | - | 2.3 | 10.0 | 11.3 | 485 | 2950 | 3650 | 13.7 | 13.1 | 12.5 |
| | | 20 + 20 + 25 + 25 | 2.00 | 2.00 | 2.50 | 2.50 | - | 2.3 | 9.0 | 9.9 | 485 | 2420 | 2830 | 11.2 | 10.7 | 10.3 |
| | | 20 + 20 + 25 + 35 | 2.00 | 2.00 | 2.50 | 3.50 | - | 2.3 | 10.0 | 11.3 | 485 | 2950 | 3650 | 13.7 | 13.1 | 12.5 |
| | | 20 + 20 + 25 + 50 | 1.74 | 1.74 | 2.17 | 4.35 | - | 2.3 | 10.0 | 11.3 | 485 | 2950 | 3650 | 13.7 | 13.1 | 12.5 |
| | | 20 + 20 + 25 + 60 | 1.60 | 1.60 | 2.00 | 4.80 | - | 2.3 | 10.0 | 11.3 | 485 | 2950 | 3650 | 13.7 | 13.1 | 12.5 |
| | | 20 + 20 + 25 + 71 | 1.47 | 1.47 | 1.84 | 5.22 | - | 2.3 | 10.0 | 11.3 | 485 | 2950 | 3650 | 13.7 | 13.1 | 12.5 |
| | | 20 + 20 + 25 + 80 | 1.38 | 1.38 | 1.72 | 5.52 | - | 2.3 | 10.0 | 11.3 | 485 | 2950 | 3650 | 13.7 | 13.1 | 12.5 |
| | | 20 + 20 + 35 + 35 | 1.82 | 1.82 | 3.18 | 3.18 | - | 2.3 | 10.0 | 11.3 | 485 | 2950 | 3650 | 13.7 | 13.1 | 12.5 |
| | | 20 + 20 + 35 + 50 | 1.60 | 1.60 | 2.80 | 4.00 | - | 2.3 | 10.0 | 11.3 | 485 | 2950 | 3650 | 13.7 | 13.1 | 12.5 |
| | | 20 + 20 + 35 + 60 | 1.48 | 1.48 | 2.59 | 4.44 | - | 2.3 | 10.0 | 11.3 | 485 | 2950 | 3650 | 13.7 | 13.1 | 12.5 |
| | | 20 + 20 + 35 + 71 | 1.37 | 1.37 | 2.40 | 4.86 | - | 2.3 | 10.0 | 11.3 | 485 | 2950 | 3650 | 13.7 | 13.1 | 12.5 |
| | | 20 + 20 + 35 + 80 | 1.29 | 1.29 | 2.26 | 5.16 | - | 2.3 | 10.0 | 11.3 | 485 | 2950 | 3650 | 13.7 | 13.1 | 12.5 |
| | | 20 + 20 + 50 + 50 | 1.43 | 1.43 | 3.57 | 3.57 | - | 2.3 | 10.0 | 11.3 | 485 | 2950 | 3650 | 13.7 | 13.1 | 12.5 |
| | | 20 + 20 + 50 + 60 | 1.33 | 1.33 | 3.33 | 4.00 | - | 2.3 | 10.0 | 11.3 | 485 | 2950 | 3650 | 13.7 | 13.1 | 12.5 |
| | | 20 + 20 + 60 + 60 | 1.25 | 1.25 | 3.75 | 3.75 | - | 2.3 | 10.0 | 11.3 | 485 | 2950 | 3650 | 13.7 | 13.1 | 12.5 |
| | | 20 + 25 + 25 + 25 | 2.00 | 2.50 | 2.50 | 2.50 | - | 2.3 | 9.5 | 10.5 | 485 | 2640 | 3150 | 12.2 | 11.7 | 11.2 |
| | | 20 + 25 + 25 + 35 | 1.90 | 2.38 | 2.38 | 3.33 | - | 2.3 | 10.0 | 11.1 | 485 | 2950 | 3650 | 13.7 | 13.1 | 12.5 |
| | | 20 + 25 + 25 + 50 | 1.67 | 2.08 | 2.08 | 4.17 | - | 2.3 | 10.0 | 11.1 | 485 | 2950 | 3650 | 13.7 | 13.1 | 12.5 |
| | | 20 + 25 + 25 + 60 | 1.54 | 1.92 | 1.92 | 4.62 | - | 2.3 | 10.0 | 11.1 | 485 | 2950 | 3650 | 13.7 | 13.1 | 12.5 |
| | | 20 + 25 + 25 + 71 | 1.42 | 1.77 | 1.77 | 5.04 | - | 2.3 | 10.0 | 11.1 | 485 | 2950 | 3650 | 13.7 | 13.1 | 12.5 |
| | | 20 + 25 + 25 + 80 | 1.33 | 1.67 | 1.67 | 5.33 | - | 2.3 | 10.0 | 11.1 | 485 | 2950 | 3650 | 13.7 | 13.1 | 12.5 |
| | | 20 + 25 + 35 + 35 | 1.74 | 2.17 | 3.04 | 3.04 | - | 2.3 | 10.0 | 11.1 | 485 | 2950 | 3650 | 13.7 | 13.1 | 12.5 |
| | | 20 + 25 + 35 + 50 | 1.54 | 1.92 | 2.69 | 3.85 | - | 2.3 | 10.0 | 11.1 | 485 | 2950 | 3650 | 13.7 | 13.1 | 12.5 |
| | | 20 + 25 + 35 + 60 | 1.43 | 1.79 | 2.50 | 4.29 | - | 2.3 | 10.0 | 11.1 | 485 | 2950 | 3650 | 13.7 | 13.1 | 12.5 |
| | | 20 + 25 + 35 + 71 | 1.32 | 1.66 | 2.32 | 4.70 | - | 2.3 | 10.0 | 11.1 | 485 | 2950 | 3650 | 13.7 | 13.1 | 12.5 |
| | | 20 + 25 + 35 + 80 | 1.25 | 1.56 | 2.19 | 5.00 | - | 2.3 | 10.0 | 11.1 | 485 | 2950 | 3650 | 13.7 | 13.1 | 12.5 |
| | | 20 + 25 + 50 + 50 | 1.38 | 1.72 | 3.45 | 3.45 | - | 2.3 | 10.0 | 11.1 | 485 | 2950 | 3650 | 13.7 | 13.1 | 12.5 |
| | | 20 + 25 + 50 + 60 | 1.29 | 1.61 | 3.23 | 3.87 | - | 2.3 | 10.0 | 11.1 | 485 | 2950 | 3650 | 13.7 | 13.1 | 12.5 |
| | | 20 + 35 + 35 + 35 | 1.60 | 2.80 | 2.80 | 2.80 | - | 2.3 | 10.0 | 11.1 | 485 | 2950 | 3650 | 13.7 | 13.1 | 12.5 |
| 20 + 35 + 35 + 50 | 1.43 | 2.50 | 2.50 | 3.57 | - | 2.3 | 10.0 | 11.1 | 485 | 2950 | 3650 | 13.7 | 13.1 | 12.5 | | |
| 20 + 35 + 35 + 60 | 1.33 | 2.33 | 2.33 | 4.00 | - | 2.3 | 10.0 | 11.1 | 485 | 2950 | 3650 | 13.7 | 13.1 | 12.5 | | |
| 20 + 35 + 50 + 50 | 1.29 | 2.26 | 3.23 | 3.23 | - | 2.3 | 10.0 | 11.1 | 485 | 2950 | 3650 | 13.7 | 13.1 | 12.5 | | |
| 25 + 25 + 25 + 25 | 2.50 | 2.50 | 2.50 | 2.50 | - | 2.3 | 10.0 | 11.1 | 485 | 2950 | 3650 | 13.7 | 13.1 | 12.5 | | |
| 25 + 25 + 25 + 35 | 2.27 | 2.27 | 2.27 | 3.18 | - | 2.3 | 10.0 | 11.1 | 485 | 2950 | 3650 | 13.7 | 13.1 | 12.5 | | |
| 25 + 25 + 25 + 50 | 2.00 | 2.00 | 2.00 | 4.00 | - | 2.3 | 10.0 | 11.1 | 485 | 2950 | 3650 | 13.7 | 13.1 | 12.5 | | |



MULTI-SPLIT SYSTEM

| Indoor unit combination | | Cooling capacity (kW) | | | | | | | | Power consumption(W) | | | Standard current(A) | | | |
|-----------------------------|-----------------------------|------------------------|------|------|------|------|----------------|----------|------|----------------------|----------|------|---------------------|------|------|------|
| | | Room cooling capacity | | | | | Total capacity | | | Min. | Standard | Max. | 220V | 230V | 240V | |
| | | A | B | C | D | E | Min. | Standard | Max. | | | | | | | |
| 4 room | 25 + 25 + 25 + 60 | 1.85 | 1.85 | 1.85 | 4.44 | - | 2.3 | 10.0 | 11.1 | 485 | 2950 | 3650 | 13.7 | 13.1 | 12.5 | |
| | 25 + 25 + 25 + 71 | 1.71 | 1.71 | 1.71 | 4.86 | - | 2.3 | 10.0 | 11.1 | 485 | 2950 | 3650 | 13.7 | 13.1 | 12.5 | |
| | 25 + 25 + 25 + 80 | 1.61 | 1.61 | 1.61 | 5.16 | - | 2.3 | 10.0 | 11.1 | 485 | 2950 | 3650 | 13.7 | 13.1 | 12.5 | |
| | 25 + 25 + 35 + 35 | 2.08 | 2.08 | 2.92 | 2.92 | - | 2.3 | 10.0 | 11.1 | 485 | 2950 | 3650 | 13.7 | 13.1 | 12.5 | |
| | 25 + 25 + 35 + 50 | 1.85 | 1.85 | 2.59 | 3.70 | - | 2.3 | 10.0 | 11.1 | 485 | 2950 | 3650 | 13.7 | 13.1 | 12.5 | |
| | 25 + 25 + 35 + 60 | 1.72 | 1.72 | 2.41 | 4.14 | - | 2.3 | 10.0 | 11.1 | 485 | 2950 | 3650 | 13.7 | 13.1 | 12.5 | |
| | 25 + 25 + 35 + 71 | 1.60 | 1.60 | 2.24 | 4.55 | - | 2.3 | 10.0 | 11.1 | 485 | 2950 | 3650 | 13.7 | 13.1 | 12.5 | |
| | 25 + 25 + 50 + 50 | 1.67 | 1.67 | 3.33 | 3.33 | - | 2.3 | 10.0 | 11.1 | 485 | 2950 | 3650 | 13.7 | 13.1 | 12.5 | |
| | 25 + 25 + 50 + 60 | 1.56 | 1.56 | 3.13 | 3.75 | - | 2.3 | 10.0 | 11.1 | 485 | 2950 | 3650 | 13.7 | 13.1 | 12.5 | |
| | 25 + 35 + 35 + 35 | 1.92 | 2.69 | 2.69 | 2.69 | - | 2.3 | 10.0 | 11.1 | 485 | 2950 | 3650 | 13.7 | 13.1 | 12.5 | |
| | 25 + 35 + 35 + 50 | 1.72 | 2.41 | 2.41 | 3.45 | - | 2.3 | 10.0 | 11.1 | 485 | 2950 | 3650 | 13.7 | 13.1 | 12.5 | |
| | 25 + 35 + 35 + 60 | 1.61 | 2.26 | 2.26 | 3.87 | - | 2.3 | 10.0 | 11.1 | 485 | 2950 | 3650 | 13.7 | 13.1 | 12.5 | |
| | 25 + 35 + 50 + 50 | 1.56 | 2.19 | 3.13 | 3.13 | - | 2.3 | 10.0 | 11.1 | 485 | 2950 | 3650 | 13.7 | 13.1 | 12.5 | |
| | 35 + 35 + 35 + 35 | 2.50 | 2.50 | 2.50 | 2.50 | - | 2.3 | 10.0 | 11.1 | 485 | 2950 | 3650 | 13.7 | 13.1 | 12.5 | |
| 35 + 35 + 35 + 50 | 2.26 | 2.26 | 2.26 | 3.23 | - | 2.3 | 10.0 | 11.1 | 485 | 2950 | 3650 | 13.7 | 13.1 | 12.5 | | |
| Cooling operation | 4 room | 20 + 20 + 20 + 20 + 20 | 2.00 | 2.00 | 2.00 | 2.00 | 2.00 | 2.5 | 10.0 | 11.5 | 480 | 2700 | 3650 | 12.4 | 11.9 | 11.4 |
| | | 20 + 20 + 20 + 20 + 25 | 1.90 | 1.90 | 1.90 | 1.90 | 2.38 | 2.5 | 10.0 | 11.5 | 480 | 2700 | 3650 | 12.4 | 11.9 | 11.4 |
| | | 20 + 20 + 20 + 20 + 35 | 1.74 | 1.74 | 1.74 | 1.74 | 3.04 | 2.5 | 10.0 | 11.5 | 480 | 2700 | 3650 | 12.4 | 11.9 | 11.4 |
| | | 20 + 20 + 20 + 20 + 50 | 1.54 | 1.54 | 1.54 | 1.54 | 3.85 | 2.5 | 10.0 | 11.5 | 480 | 2700 | 3650 | 12.4 | 11.9 | 11.4 |
| | | 20 + 20 + 20 + 20 + 60 | 1.43 | 1.43 | 1.43 | 1.43 | 4.29 | 2.5 | 10.0 | 11.5 | 480 | 2700 | 3650 | 12.4 | 11.9 | 11.4 |
| | | 20 + 20 + 20 + 25 + 25 | 1.82 | 1.82 | 1.82 | 2.27 | 2.27 | 2.5 | 10.0 | 11.5 | 480 | 2700 | 3650 | 12.4 | 11.9 | 11.4 |
| | | 20 + 20 + 20 + 25 + 35 | 1.67 | 1.67 | 1.67 | 2.08 | 2.92 | 2.5 | 10.0 | 11.5 | 480 | 2700 | 3650 | 12.4 | 11.9 | 11.4 |
| | | 20 + 20 + 20 + 25 + 50 | 1.48 | 1.48 | 1.48 | 1.85 | 3.70 | 2.5 | 10.0 | 11.5 | 480 | 2700 | 3650 | 12.4 | 11.9 | 11.4 |
| | | 20 + 20 + 20 + 25 + 60 | 1.38 | 1.38 | 1.38 | 1.72 | 4.14 | 2.5 | 10.0 | 11.5 | 480 | 2700 | 3650 | 12.4 | 11.9 | 11.4 |
| | | 20 + 20 + 20 + 35 + 35 | 1.54 | 1.54 | 1.54 | 2.69 | 2.69 | 2.5 | 10.0 | 11.5 | 480 | 2700 | 3650 | 12.4 | 11.9 | 11.4 |
| | | 20 + 20 + 20 + 35 + 50 | 1.38 | 1.38 | 1.38 | 2.41 | 3.45 | 2.5 | 10.0 | 11.5 | 480 | 2700 | 3650 | 12.4 | 11.9 | 11.4 |
| | | 20 + 20 + 20 + 35 + 60 | 1.29 | 1.29 | 1.29 | 2.26 | 3.87 | 2.5 | 10.0 | 11.5 | 480 | 2700 | 3650 | 12.4 | 11.9 | 11.4 |
| | | 20 + 20 + 25 + 25 + 25 | 1.74 | 1.74 | 2.17 | 2.17 | 2.17 | 2.5 | 10.0 | 11.5 | 480 | 2700 | 3650 | 12.4 | 11.9 | 11.4 |
| | | 20 + 20 + 25 + 25 + 35 | 1.60 | 1.60 | 2.00 | 2.00 | 2.80 | 2.5 | 10.0 | 11.5 | 480 | 2700 | 3650 | 12.4 | 11.9 | 11.4 |
| | 20 + 20 + 25 + 25 + 50 | 1.43 | 1.43 | 1.79 | 1.79 | 3.57 | 2.5 | 10.0 | 11.5 | 480 | 2700 | 3650 | 12.4 | 11.9 | 11.4 | |
| | 20 + 20 + 25 + 25 + 60 | 1.33 | 1.33 | 1.67 | 1.67 | 4.00 | 2.5 | 10.0 | 11.5 | 480 | 2700 | 3650 | 12.4 | 11.9 | 11.4 | |
| | 20 + 20 + 25 + 35 + 35 | 1.48 | 1.48 | 1.85 | 2.59 | 2.59 | 2.5 | 10.0 | 11.5 | 480 | 2700 | 3650 | 12.4 | 11.9 | 11.4 | |
| | 20 + 20 + 25 + 35 + 50 | 1.33 | 1.33 | 1.67 | 2.33 | 3.33 | 2.5 | 10.0 | 11.5 | 480 | 2700 | 3650 | 12.4 | 11.9 | 11.4 | |
| | 20 + 20 + 25 + 35 + 60 | 1.25 | 1.25 | 1.56 | 2.19 | 3.75 | 2.5 | 10.0 | 11.5 | 480 | 2700 | 3650 | 12.4 | 11.9 | 11.4 | |
| | 20 + 20 + 35 + 35 + 35 | 1.38 | 1.38 | 2.41 | 2.41 | 2.41 | 2.5 | 10.0 | 11.5 | 480 | 2700 | 3650 | 12.4 | 11.9 | 11.4 | |
| | 20 + 20 + 35 + 35 + 50 | 1.25 | 1.25 | 2.19 | 2.19 | 3.13 | 2.5 | 10.0 | 11.5 | 480 | 2700 | 3650 | 12.4 | 11.9 | 11.4 | |
| | 20 + 25 + 25 + 25 + 25 | 1.67 | 2.08 | 2.08 | 2.08 | 2.08 | 2.5 | 10.0 | 11.5 | 480 | 2700 | 3650 | 12.4 | 11.9 | 11.4 | |
| | 20 + 25 + 25 + 25 + 35 | 1.54 | 1.92 | 1.92 | 1.92 | 2.69 | 2.5 | 10.0 | 11.5 | 480 | 2700 | 3650 | 12.4 | 11.9 | 11.4 | |
| | 20 + 25 + 25 + 25 + 50 | 1.38 | 1.72 | 1.72 | 1.72 | 3.45 | 2.5 | 10.0 | 11.5 | 480 | 2700 | 3650 | 12.4 | 11.9 | 11.4 | |
| | 20 + 25 + 25 + 25 + 60 | 1.29 | 1.61 | 1.61 | 1.61 | 3.87 | 2.5 | 10.0 | 11.5 | 480 | 2700 | 3650 | 12.4 | 11.9 | 11.4 | |
| | 20 + 25 + 25 + 35 + 35 | 1.43 | 1.79 | 1.79 | 2.50 | 2.50 | 2.5 | 10.0 | 11.5 | 480 | 2700 | 3650 | 12.4 | 11.9 | 11.4 | |
| | 20 + 25 + 25 + 35 + 50 | 1.29 | 1.61 | 1.61 | 2.26 | 3.23 | 2.5 | 10.0 | 11.5 | 480 | 2700 | 3650 | 12.4 | 11.9 | 11.4 | |
| | 20 + 25 + 35 + 35 + 35 | 1.33 | 1.67 | 2.33 | 2.33 | 2.33 | 2.5 | 10.0 | 11.5 | 480 | 2700 | 3650 | 12.4 | 11.9 | 11.4 | |
| | 20 + 35 + 35 + 35 + 35 | 1.25 | 2.19 | 2.19 | 2.19 | 2.19 | 2.5 | 10.0 | 11.5 | 480 | 2700 | 3650 | 12.4 | 11.9 | 11.4 | |
| | 25 + 25 + 25 + 25 + 25 | 2.00 | 2.00 | 2.00 | 2.00 | 2.00 | 2.5 | 10.0 | 11.5 | 480 | 2700 | 3650 | 12.4 | 11.9 | 11.4 | |
| | 25 + 25 + 25 + 25 + 35 | 1.85 | 1.85 | 1.85 | 1.85 | 2.59 | 2.5 | 10.0 | 11.5 | 480 | 2700 | 3650 | 12.4 | 11.9 | 11.4 | |
| | 25 + 25 + 25 + 25 + 50 | 1.67 | 1.67 | 1.67 | 1.67 | 3.33 | 2.5 | 10.0 | 11.5 | 480 | 2700 | 3650 | 12.4 | 11.9 | 11.4 | |
| | 25 + 25 + 25 + 25 + 60 | 1.56 | 1.56 | 1.56 | 1.56 | 3.75 | 2.5 | 10.0 | 11.5 | 480 | 2700 | 3650 | 12.4 | 11.9 | 11.4 | |
| | 25 + 25 + 25 + 35 + 35 | 1.72 | 1.72 | 1.72 | 2.41 | 2.41 | 2.5 | 10.0 | 11.5 | 480 | 2700 | 3650 | 12.4 | 11.9 | 11.4 | |
| 25 + 25 + 25 + 35 + 50 | 1.56 | 1.56 | 1.56 | 2.19 | 3.13 | 2.5 | 10.0 | 11.5 | 480 | 2700 | 3650 | 12.4 | 11.9 | 11.4 | | |
| 25 + 25 + 35 + 35 + 35 | 1.61 | 1.61 | 2.26 | 2.26 | 2.26 | 2.5 | 10.0 | 11.5 | 480 | 2700 | 3650 | 12.4 | 11.9 | 11.4 | | |
| 5 room | 20 + 20 + 20 + 20 + 20 + 20 | 2.00 | 2.00 | 2.00 | 2.00 | 2.00 | 2.5 | 10.0 | 11.5 | 480 | 2700 | 3650 | 12.4 | 11.9 | 11.4 | |
| | 20 + 20 + 20 + 20 + 20 + 25 | 1.90 | 1.90 | 1.90 | 1.90 | 2.38 | 2.5 | 10.0 | 11.5 | 480 | 2700 | 3650 | 12.4 | 11.9 | 11.4 | |
| | 20 + 20 + 20 + 20 + 20 + 35 | 1.74 | 1.74 | 1.74 | 1.74 | 3.04 | 2.5 | 10.0 | 11.5 | 480 | 2700 | 3650 | 12.4 | 11.9 | 11.4 | |
| | 20 + 20 + 20 + 20 + 20 + 50 | 1.54 | 1.54 | 1.54 | 1.54 | 3.85 | 2.5 | 10.0 | 11.5 | 480 | 2700 | 3650 | 12.4 | 11.9 | 11.4 | |
| | 20 + 20 + 20 + 20 + 20 + 60 | 1.43 | 1.43 | 1.43 | 1.43 | 4.29 | 2.5 | 10.0 | 11.5 | 480 | 2700 | 3650 | 12.4 | 11.9 | 11.4 | |
| | 20 + 20 + 20 + 25 + 25 + 25 | 1.82 | 1.82 | 1.82 | 2.27 | 2.27 | 2.5 | 10.0 | 11.5 | 480 | 2700 | 3650 | 12.4 | 11.9 | 11.4 | |
| | 20 + 20 + 20 + 25 + 25 + 35 | 1.67 | 1.67 | 1.67 | 2.08 | 2.92 | 2.5 | 10.0 | 11.5 | 480 | 2700 | 3650 | 12.4 | 11.9 | 11.4 | |
| | 20 + 20 + 20 + 25 + 25 + 50 | 1.48 | 1.48 | 1.48 | 1.85 | 3.70 | 2.5 | 10.0 | 11.5 | 480 | 2700 | 3650 | 12.4 | 11.9 | 11.4 | |
| | 20 + 20 + 20 + 25 + 25 + 60 | 1.38 | 1.38 | 1.38 | 1.72 | 4.14 | 2.5 | 10.0 | 11.5 | 480 | 2700 | 3650 | 12.4 | 11.9 | 11.4 | |
| | 20 + 20 + 20 + 35 + 35 + 35 | 1.54 | 1.54 | 1.54 | 2.69 | 2.69 | 2.5 | 10.0 | 11.5 | 480 | 2700 | 3650 | 12.4 | 11.9 | 11.4 | |
| | 20 + 20 + 20 + 35 + 35 + 50 | 1.38 | 1.38 | 1.38 | 2.41 | 3.45 | 2.5 | 10.0 | 11.5 | 480 | 2700 | 3650 | 12.4 | 11.9 | 11.4 | |
| | 20 + 20 + 20 + 35 + 35 + 60 | 1.29 | 1.29 | 1.29 | 2.26 | 3.87 | 2.5 | 10.0 | 11.5 | 480 | 2700 | 3650 | 12.4 | 11.9 | 11.4 | |
| | 20 + 20 + 25 + 25 + 25 + 25 | 1.74 | 1.74 | 2.17 | 2.17 | 2.17 | 2.5 | 10.0 | 11.5 | 480 | 2700 | 3650 | 12.4 | 11.9 | 11.4 | |
| | 20 + 20 + 25 + 25 + 25 + 35 | 1.60 | 1.60 | 2.00 | 2.00 | 2.80 | 2.5 | 10.0 | 11.5 | 480 | 2700 | 3650 | 12.4 | 11.9 | 11.4 | |
| 20 + 20 + 25 + 25 + 25 + 50 | 1.43 | 1.43 | 1.79 | 1.79 | 3.57 | 2.5 | 10.0 | 11.5 | 480 | 2700 | 3650 | 12.4 | 11.9 | 11.4 | | |
| 20 + 20 + 25 + 25 + 25 + 60 | 1.33 | 1.33 | 1.67 | 1.67 | 4.00 | 2.5 | 10.0 | 11.5 | 480 | 2700 | 3650 | 12.4 | 11.9 | 11.4 | | |
| 20 + 20 + 25 + 35 + 35 + 35 | 1.48 | 1.48 | 1.85 | 2.59 | 2.59 | 2.5 | 10.0 | 11.5 | 480 | 2700 | 3650 | 12.4 | 11.9 | 11.4 | | |
| 20 + 20 + 25 + 35 + 35 + 50 | 1.33 | 1.33 | 1.67 | 2.33 | 3.33 | 2.5 | 10.0 | 11.5 | 480 | 2700 | 3650 | 12.4 | 11.9 | 11.4 | | |
| 20 + 20 + 25 + 35 + 35 + 60 | 1.25 | 1.25 | 1.56 | 2.19 | 3.75 | 2.5 | 10.0 | 11.5 | 480 | 2700 | 3650 | 12.4 | 11.9 | 11.4 | | |
| 20 + 20 + 35 + 35 + 35 + 35 | 1.38 | 1.38 | 2.41 | 2.41 | 2.41 | 2.5 | 10.0 | 11.5 | 480 | 2700 | 3650 | 12.4 | 11.9 | 11.4 | | |
| 20 + 20 + 35 + 35 + 35 + 50 | | | | | | | | | | | | | | | | |



COMBINATIONS

SCM40ZS-S Table of Indoor unit combination only with SRK-ZSX type

| Indoor unit combination | | Heating capacity (kW) | | | | | Power consumption(W) | | | Standard current(A) | | | |
|-------------------------|----------|-----------------------|------|----------------|----------|------|----------------------|----------|------|---------------------|------|------|-----|
| | | Room heating capacity | | Total capacity | | | Min. | Standard | Max. | 220V | 230V | 240V | |
| | | A | B | Min. | Standard | Max. | | | | | | | |
| Heating operation | 1*1 room | 20 | 3.0 | - | 1.3 | 3.0 | 3.7 | 520 | 750 | 1070 | 3.7 | 3.5 | 3.4 |
| | | 25 | 3.4 | - | 1.3 | 3.4 | 4.2 | 520 | 920 | 1210 | 4.5 | 4.3 | 4.1 |
| | | 35 | 4.5 | - | 1.3 | 4.5 | 5.0 | 520 | 1210 | 1450 | 5.9 | 5.6 | 5.4 |
| | 2*2 room | 20 + 20 | 2.25 | 2.25 | 2.0 | 4.5 | 6.3 | 550 | 900 | 1700 | 4.4 | 4.2 | 4.0 |
| | | 20 + 25 | 2.36 | 2.94 | 2.0 | 5.3 | 6.3 | 550 | 1150 | 1700 | 5.4 | 5.2 | 5.0 |
| | | 20 + 35 | 2.11 | 3.69 | 2.0 | 5.8 | 6.3 | 550 | 1290 | 1700 | 6.0 | 5.8 | 5.5 |
| | 25 + 25 | 2.90 | 2.90 | 2.0 | 5.8 | 6.3 | 550 | 1290 | 1700 | 6.0 | 5.8 | 5.5 | |
| | 25 + 35 | 2.42 | 3.38 | 2.0 | 5.8 | 6.3 | 550 | 1290 | 1700 | 6.0 | 5.8 | 5.5 | |

The values are for 1 indoor unit (*1) and 2 indoor units (*2) operation.
The same hereinafter.

| Indoor unit combination | | Cooling capacity (kW) | | | | | Power consumption(W) | | | Standard current(A) | | | |
|-------------------------|---------|-----------------------|------|----------------|----------|------|----------------------|----------|------|---------------------|------|------|-----|
| | | Room cooling capacity | | Total capacity | | | Min. | Standard | Max. | 220V | 230V | 240V | |
| | | A | B | Min. | Standard | Max. | | | | | | | |
| Cooling operation | 1 room | 20 | 2.0 | - | 1.5 | 2.0 | 2.8 | 560 | 590 | 880 | 2.9 | 2.8 | 2.7 |
| | | 25 | 2.5 | - | 1.5 | 2.5 | 3.4 | 560 | 670 | 1040 | 3.3 | 3.2 | 3.1 |
| | | 35 | 3.5 | - | 1.5 | 3.5 | 3.9 | 560 | 970 | 1200 | 4.8 | 4.6 | 4.4 |
| | 2 room | 20 + 20 | 2.00 | 2.00 | 3.0 | 4.0 | 5.7 | 600 | 840 | 1750 | 4.2 | 4.0 | 3.8 |
| | | 20 + 25 | 2.00 | 2.50 | 3.0 | 4.5 | 5.9 | 600 | 1040 | 2030 | 5.0 | 4.8 | 4.6 |
| | | 20 + 35 | 1.89 | 3.31 | 3.0 | 5.2 | 5.9 | 600 | 1430 | 2030 | 6.7 | 6.4 | 6.2 |
| | 25 + 25 | 2.50 | 2.50 | 3.0 | 5.0 | 5.9 | 600 | 1280 | 2030 | 6.1 | 5.8 | 5.6 | |
| | 25 + 35 | 2.17 | 3.03 | 3.0 | 5.2 | 5.9 | 600 | 1430 | 2030 | 6.7 | 6.4 | 6.2 | |

SCM40ZS-S Table of Indoor unit combination only with SKM-ZSP type

| Indoor unit combination | | Heating capacity (kW) | | | | | Power consumption(W) | | | Standard current(A) | | | |
|-------------------------|---------|-----------------------|------|----------------|----------|------|----------------------|----------|------|---------------------|------|------|-----|
| | | Room heating capacity | | Total capacity | | | Min. | Standard | Max. | 220V | 230V | 240V | |
| | | A | B | Min. | Standard | Max. | | | | | | | |
| Heating operation | 1 room | 20 | 3.0 | - | 1.3 | 3.0 | 3.5 | 520 | 950 | 1070 | 4.6 | 4.4 | 4.2 |
| | | 25 | 3.4 | - | 1.3 | 3.4 | 4.0 | 520 | 1020 | 1210 | 5.0 | 4.8 | 4.6 |
| | | 35 | 4.5 | - | 1.3 | 4.5 | 4.8 | 520 | 1390 | 1450 | 6.8 | 6.5 | 6.2 |
| | 2 room | 20 + 20 | 2.25 | 2.25 | 2.0 | 4.5 | 6.1 | 550 | 1020 | 1700 | 5.0 | 4.8 | 4.6 |
| | | 20 + 25 | 2.36 | 2.94 | 2.0 | 5.3 | 6.1 | 550 | 1310 | 1700 | 6.2 | 5.9 | 5.7 |
| | | 20 + 35 | 2.11 | 3.69 | 2.0 | 5.8 | 6.1 | 550 | 1400 | 1700 | 6.5 | 6.3 | 6.0 |
| | 25 + 25 | 2.90 | 2.90 | 2.0 | 5.8 | 6.1 | 550 | 1400 | 1700 | 6.5 | 6.3 | 6.0 | |
| | 25 + 35 | 2.42 | 3.38 | 2.0 | 5.8 | 6.1 | 550 | 1400 | 1700 | 6.5 | 6.3 | 6.0 | |

| Indoor unit combination | | Cooling capacity (kW) | | | | | Power consumption(W) | | | Standard current(A) | | | |
|-------------------------|---------|-----------------------|------|----------------|----------|------|----------------------|----------|------|---------------------|------|------|-----|
| | | Room cooling capacity | | Total capacity | | | Min. | Standard | Max. | 220V | 230V | 240V | |
| | | A | B | Min. | Standard | Max. | | | | | | | |
| Cooling operation | 1 room | 20 | 2.0 | - | 1.5 | 2.0 | 2.7 | 560 | 650 | 880 | 3.2 | 3.1 | 3.0 |
| | | 25 | 2.5 | - | 1.5 | 2.5 | 3.2 | 560 | 830 | 1040 | 4.1 | 4.0 | 3.8 |
| | | 35 | 3.5 | - | 1.5 | 3.5 | 3.7 | 560 | 1100 | 1200 | 5.5 | 5.2 | 5.0 |
| | 2 room | 20 + 20 | 2.00 | 2.00 | 3.0 | 4.0 | 5.6 | 600 | 1050 | 1750 | 5.2 | 5.0 | 4.8 |
| | | 20 + 25 | 2.00 | 2.50 | 3.0 | 4.5 | 5.8 | 600 | 1300 | 2030 | 6.3 | 6.0 | 5.8 |
| | | 20 + 35 | 1.89 | 3.31 | 3.0 | 5.2 | 5.8 | 600 | 1600 | 2030 | 7.5 | 7.2 | 6.9 |
| | 25 + 25 | 2.50 | 2.50 | 3.0 | 5.0 | 5.8 | 600 | 1420 | 2030 | 6.7 | 6.4 | 6.2 | |
| | 25 + 35 | 2.17 | 3.03 | 3.0 | 5.2 | 5.8 | 600 | 1600 | 2030 | 7.5 | 7.2 | 6.9 | |

SCM40ZS-S Table of Indoor unit combination with other indoor unit

| Indoor unit combination | | Heating capacity (kW) | | | | | Power consumption(W) | | | Standard current(A) | | | |
|-------------------------|---------|-----------------------|------|----------------|----------|------|----------------------|----------|------|---------------------|------|------|-----|
| | | Room heating capacity | | Total capacity | | | Min. | Standard | Max. | 220V | 230V | 240V | |
| | | A | B | Min. | Standard | Max. | | | | | | | |
| Heating operation | 1 room | 20 | 3.0 | - | 1.3 | 3.0 | 3.5 | 520 | 900 | 1070 | 4.4 | 4.2 | 4.0 |
| | | 25 | 3.4 | - | 1.3 | 3.4 | 4.0 | 520 | 1070 | 1210 | 5.2 | 5.0 | 4.8 |
| | | 35 | 4.5 | - | 1.3 | 4.5 | 4.8 | 520 | 1340 | 1450 | 6.5 | 6.3 | 6.0 |
| | 2 room | 20 + 20 | 2.25 | 2.25 | 2.0 | 4.5 | 6.1 | 550 | 930 | 1700 | 4.5 | 4.3 | 4.2 |
| | | 20 + 25 | 2.36 | 2.94 | 2.0 | 5.3 | 6.1 | 550 | 1240 | 1700 | 5.9 | 5.6 | 5.4 |
| | | 20 + 35 | 2.11 | 3.69 | 2.0 | 5.8 | 6.1 | 550 | 1330 | 1700 | 6.2 | 5.9 | 5.7 |
| | 25 + 25 | 2.90 | 2.90 | 2.0 | 5.8 | 6.1 | 550 | 1330 | 1700 | 6.2 | 5.9 | 5.7 | |
| | 25 + 35 | 2.42 | 3.38 | 2.0 | 5.8 | 6.1 | 550 | 1330 | 1700 | 6.2 | 5.9 | 5.7 | |

| Indoor unit combination | | Cooling capacity (kW) | | | | | Power consumption(W) | | | Standard current(A) | | | |
|-------------------------|---------|-----------------------|------|----------------|----------|------|----------------------|----------|------|---------------------|------|------|-----|
| | | Room cooling capacity | | Total capacity | | | Min. | Standard | Max. | 220V | 230V | 240V | |
| | | A | B | Min. | Standard | Max. | | | | | | | |
| Cooling operation | 1 room | 20 | 2.0 | - | 1.5 | 2.0 | 2.7 | 560 | 620 | 880 | 3.1 | 3.0 | 2.8 |
| | | 25 | 2.5 | - | 1.5 | 2.5 | 3.2 | 560 | 710 | 1040 | 3.5 | 3.4 | 3.2 |
| | | 35 | 3.5 | - | 1.5 | 3.5 | 3.7 | 560 | 1030 | 1200 | 5.1 | 4.9 | 4.7 |
| | 2 room | 20 + 20 | 2.00 | 2.00 | 3.0 | 4.0 | 5.6 | 600 | 880 | 1750 | 4.4 | 4.2 | 4.0 |
| | | 20 + 25 | 2.00 | 2.50 | 3.0 | 4.5 | 5.8 | 600 | 1090 | 2030 | 5.3 | 5.0 | 4.8 |
| | | 20 + 35 | 1.89 | 3.31 | 3.0 | 5.2 | 5.8 | 600 | 1500 | 2030 | 7.0 | 6.7 | 6.5 |
| | 25 + 25 | 2.50 | 2.50 | 3.0 | 5.0 | 5.8 | 600 | 1340 | 2030 | 6.4 | 6.1 | 5.8 | |
| | 25 + 35 | 2.17 | 3.03 | 3.0 | 5.2 | 5.8 | 600 | 1500 | 2030 | 7.0 | 6.7 | 6.5 | |



MULTI-SPLIT SYSTEM

SCM45ZS-S Table of Indoor unit combination only with SRK-ZSX type

| Indoor unit combination | | Heating capacity (kW) | | | | | Power consumption(W) | | | Standard current(A) | | | |
|-------------------------|--------|-----------------------|------|----------------|----------|------|----------------------|----------|------|---------------------|------|------|-----|
| | | Room heating capacity | | Total capacity | | | Min. | Standard | Max. | 220V | 230V | 240V | |
| | | A | B | Min. | Standard | Max. | | | | | | | |
| Heating operation | 1 room | 20 | 3.0 | - | 1.3 | 3.0 | 3.7 | 520 | 750 | 1070 | 3.7 | 3.5 | 3.4 |
| | | 25 | 3.4 | - | 1.3 | 3.4 | 4.2 | 520 | 920 | 1210 | 4.5 | 4.3 | 4.1 |
| | | 35 | 4.5 | - | 1.3 | 4.5 | 5.0 | 520 | 1210 | 1450 | 5.9 | 5.6 | 5.4 |
| 2 room | | 20 + 20 | 2.25 | 2.25 | 2.0 | 4.5 | 6.5 | 550 | 900 | 1900 | 4.4 | 4.2 | 4.0 |
| | | 20 + 25 | 2.36 | 2.94 | 2.0 | 5.3 | 6.5 | 550 | 1150 | 1900 | 5.4 | 5.2 | 5.0 |
| | | 20 + 35 | 2.18 | 3.82 | 2.0 | 6.0 | 6.5 | 550 | 1500 | 1900 | 6.9 | 6.6 | 6.3 |
| | | 25 + 25 | 3.00 | 3.00 | 2.0 | 6.0 | 6.5 | 550 | 1500 | 1900 | 6.9 | 6.6 | 6.3 |
| | | 25 + 35 | 2.50 | 3.50 | 2.0 | 6.0 | 6.5 | 550 | 1500 | 1900 | 6.9 | 6.6 | 6.3 |
| | | 35 + 35 | 3.00 | 3.00 | 2.0 | 6.0 | 6.5 | 550 | 1500 | 1900 | 6.9 | 6.6 | 6.3 |

| Indoor unit combination | | Cooling capacity (kW) | | | | | Power consumption(W) | | | Standard current(A) | | | |
|-------------------------|--------|-----------------------|------|----------------|----------|------|----------------------|----------|------|---------------------|------|------|-----|
| | | Room cooling capacity | | Total capacity | | | Min. | Standard | Max. | 220V | 230V | 240V | |
| | | A | B | Min. | Standard | Max. | | | | | | | |
| Cooling operation | 1 room | 20 | 2.0 | - | 1.5 | 2.0 | 2.8 | 560 | 590 | 880 | 2.9 | 2.8 | 2.7 |
| | | 25 | 2.5 | - | 1.5 | 2.5 | 3.4 | 560 | 670 | 1040 | 3.3 | 3.2 | 3.1 |
| | | 35 | 3.5 | - | 1.5 | 3.5 | 3.9 | 560 | 970 | 1200 | 4.8 | 4.6 | 4.4 |
| 2 room | | 20 + 20 | 2.00 | 2.00 | 3.0 | 4.0 | 5.7 | 600 | 840 | 1750 | 4.2 | 4.0 | 3.8 |
| | | 20 + 25 | 2.00 | 2.50 | 3.0 | 4.5 | 5.9 | 600 | 1040 | 2030 | 5.0 | 4.8 | 4.6 |
| | | 20 + 35 | 2.00 | 3.50 | 3.0 | 5.5 | 6.3 | 600 | 1490 | 2160 | 7.0 | 6.7 | 6.4 |
| | | 25 + 25 | 2.50 | 2.50 | 3.0 | 5.0 | 6.2 | 600 | 1280 | 2110 | 6.1 | 5.8 | 5.6 |
| | | 25 + 35 | 2.42 | 3.38 | 3.0 | 5.8 | 6.4 | 600 | 1740 | 2200 | 8.0 | 7.6 | 7.3 |
| | | 35 + 35 | 2.90 | 2.90 | 3.0 | 5.8 | 6.4 | 600 | 1740 | 2200 | 8.0 | 7.6 | 7.3 |

SCM45ZS-S Table of Indoor unit combination only with SKM-ZSP type

| Indoor unit combination | | Heating capacity (kW) | | | | | Power consumption(W) | | | Standard current(A) | | | |
|-------------------------|--------|-----------------------|------|----------------|----------|------|----------------------|----------|------|---------------------|------|------|-----|
| | | Room heating capacity | | Total capacity | | | Min. | Standard | Max. | 220V | 230V | 240V | |
| | | A | B | Min. | Standard | Max. | | | | | | | |
| Heating operation | 1 room | 20 | 3.0 | - | 1.3 | 3.0 | 3.5 | 520 | 950 | 1070 | 4.6 | 4.4 | 4.2 |
| | | 25 | 3.4 | - | 1.3 | 3.4 | 4.0 | 520 | 1020 | 1210 | 5.0 | 4.8 | 4.6 |
| | | 35 | 4.5 | - | 1.3 | 4.5 | 4.8 | 520 | 1390 | 1450 | 6.8 | 6.5 | 6.2 |
| 2 room | | 20 + 20 | 2.25 | 2.25 | 2.0 | 4.5 | 6.3 | 550 | 1020 | 1900 | 5.0 | 4.8 | 4.6 |
| | | 20 + 25 | 2.36 | 2.94 | 2.0 | 5.3 | 6.3 | 550 | 1310 | 1900 | 6.4 | 6.1 | 5.9 |
| | | 20 + 35 | 2.18 | 3.82 | 2.0 | 6.0 | 6.3 | 550 | 1600 | 1900 | 7.3 | 7.0 | 6.7 |
| | | 25 + 25 | 3.00 | 3.00 | 2.0 | 6.0 | 6.3 | 550 | 1600 | 1900 | 7.3 | 7.0 | 6.7 |
| | | 25 + 35 | 2.50 | 3.50 | 2.0 | 6.0 | 6.3 | 550 | 1600 | 1900 | 7.3 | 7.0 | 6.7 |
| | | 35 + 35 | 3.00 | 3.00 | 2.0 | 6.0 | 6.3 | 550 | 1600 | 1900 | 7.3 | 7.0 | 6.7 |

| Indoor unit combination | | Cooling capacity (kW) | | | | | Power consumption(W) | | | Standard current(A) | | | |
|-------------------------|--------|-----------------------|------|----------------|----------|------|----------------------|----------|------|---------------------|------|------|-----|
| | | Room cooling capacity | | Total capacity | | | Min. | Standard | Max. | 220V | 230V | 240V | |
| | | A | B | Min. | Standard | Max. | | | | | | | |
| Cooling operation | 1 room | 20 | 2.0 | - | 1.5 | 2.0 | 2.7 | 560 | 650 | 880 | 3.2 | 3.1 | 3.0 |
| | | 25 | 2.5 | - | 1.5 | 2.5 | 3.2 | 560 | 830 | 1040 | 4.1 | 4.0 | 3.8 |
| | | 35 | 3.5 | - | 1.5 | 3.5 | 3.7 | 560 | 1100 | 1200 | 5.5 | 5.2 | 5.0 |
| 2 room | | 20 + 20 | 2.00 | 2.00 | 3.0 | 4.0 | 5.6 | 600 | 1050 | 1750 | 5.2 | 5.0 | 4.8 |
| | | 20 + 25 | 2.00 | 2.50 | 3.0 | 4.5 | 5.8 | 600 | 1300 | 2030 | 6.3 | 6.0 | 5.8 |
| | | 20 + 35 | 2.00 | 3.50 | 3.0 | 5.5 | 6.2 | 600 | 1650 | 2160 | 7.7 | 7.4 | 7.1 |
| | | 25 + 25 | 2.50 | 2.50 | 3.0 | 5.0 | 6.1 | 600 | 1380 | 2110 | 6.5 | 6.3 | 6.0 |
| | | 25 + 35 | 2.42 | 3.38 | 3.0 | 5.8 | 6.3 | 600 | 1900 | 2200 | 8.7 | 8.3 | 8.0 |
| | | 35 + 35 | 2.90 | 2.90 | 3.0 | 5.8 | 6.3 | 600 | 1900 | 2200 | 8.7 | 8.3 | 8.0 |

SCM45ZS-S Table of Indoor unit combination with other indoor unit

| Indoor unit combination | | Heating capacity (kW) | | | | | Power consumption(W) | | | Standard current(A) | | | |
|-------------------------|--------|-----------------------|------|----------------|----------|------|----------------------|----------|------|---------------------|------|------|-----|
| | | Room heating capacity | | Total capacity | | | Min. | Standard | Max. | 220V | 230V | 240V | |
| | | A | B | Min. | Standard | Max. | | | | | | | |
| Heating operation | 1 room | 20 | 3.0 | - | 1.3 | 3.0 | 3.5 | 520 | 900 | 1070 | 4.4 | 4.2 | 4.0 |
| | | 25 | 3.4 | - | 1.3 | 3.4 | 4.0 | 520 | 1070 | 1210 | 5.2 | 5.0 | 4.8 |
| | | 35 | 4.5 | - | 1.3 | 4.5 | 4.8 | 520 | 1340 | 1450 | 6.5 | 6.3 | 6.0 |
| 2 room | | 20 + 20 | 2.25 | 2.25 | 2.0 | 4.5 | 6.3 | 550 | 930 | 1900 | 4.5 | 4.3 | 4.2 |
| | | 20 + 25 | 2.36 | 2.94 | 2.0 | 5.3 | 6.3 | 550 | 1240 | 1900 | 6.0 | 5.8 | 5.5 |
| | | 20 + 35 | 2.18 | 3.82 | 2.0 | 6.0 | 6.3 | 550 | 1550 | 1900 | 7.1 | 6.8 | 6.5 |
| | | 25 + 25 | 3.00 | 3.00 | 2.0 | 6.0 | 6.3 | 550 | 1550 | 1900 | 7.1 | 6.8 | 6.5 |
| | | 25 + 35 | 2.50 | 3.50 | 2.0 | 6.0 | 6.3 | 550 | 1550 | 1900 | 7.1 | 6.8 | 6.5 |
| | | 35 + 35 | 3.00 | 3.00 | 2.0 | 6.0 | 6.3 | 550 | 1550 | 1900 | 7.1 | 6.8 | 6.5 |

| Indoor unit combination | | Cooling capacity (kW) | | | | | Power consumption(W) | | | Standard current(A) | | | |
|-------------------------|--------|-----------------------|------|----------------|----------|------|----------------------|----------|------|---------------------|------|------|-----|
| | | Room cooling capacity | | Total capacity | | | Min. | Standard | Max. | 220V | 230V | 240V | |
| | | A | B | Min. | Standard | Max. | | | | | | | |
| Cooling operation | 1 room | 20 | 2.0 | - | 1.5 | 2.0 | 2.7 | 560 | 620 | 880 | 3.1 | 3.0 | 2.8 |
| | | 25 | 2.5 | - | 1.5 | 2.5 | 3.2 | 560 | 710 | 1040 | 3.5 | 3.4 | 3.2 |
| | | 35 | 3.5 | - | 1.5 | 3.5 | 3.7 | 560 | 1030 | 1200 | 5.1 | 4.9 | 4.7 |
| 2 room | | 20 + 20 | 2.00 | 2.00 | 3.0 | 4.0 | 5.6 | 600 | 880 | 1750 | 4.4 | 4.2 | 4.0 |
| | | 20 + 25 | 2.00 | 2.50 | 3.0 | 4.5 | 5.8 | 600 | 1090 | 2030 | 5.3 | 5.0 | 4.8 |
| | | 20 + 35 | 2.00 | 3.50 | 3.0 | 5.5 | 6.2 | 600 | 1560 | 2160 | 7.3 | 7.0 | 6.7 |
| | | 25 + 25 | 2.50 | 2.50 | 3.0 | 5.0 | 6.1 | 600 | 1340 | 2110 | 6.4 | 6.1 | 5.8 |
| | | 25 + 35 | 2.42 | 3.38 | 3.0 | 5.8 | 6.3 | 600 | 1820 | 2200 | 8.4 | 8.0 | 7.7 |
| | | 35 + 35 | 2.90 | 2.90 | 3.0 | 5.8 | 6.3 | 600 | 1820 | 2200 | 8.4 | 8.0 | 7.7 |

COMBINATIONS

SCM50ZS-S1 Table of Indoor unit combination only with SRK-ZSX type

| Indoor unit combination | | Heating capacity (kW) | | | | | | Power consumption(W) | | | Standard current(A) | | | |
|-------------------------|--------|-----------------------|------|------|----------------|----------|------|----------------------|----------|------|---------------------|------|------|-----|
| | | Room heating capacity | | | Total capacity | | | Min. | Standard | Max. | 220V | 230V | 240V | |
| | | A | B | C | Min. | Standard | Max. | | | | | | | |
| Heating operation | 1 room | 20 | 3.0 | - | - | 1.4 | 3.0 | 3.7 | 480 | 820 | 1100 | 3.9 | 3.7 | 3.6 |
| | | 25 | 3.4 | - | - | 1.4 | 3.4 | 4.2 | 480 | 980 | 1240 | 4.6 | 4.4 | 4.2 |
| | | 35 | 4.5 | - | - | 1.4 | 4.5 | 5.0 | 480 | 1270 | 1490 | 6.0 | 5.7 | 5.5 |
| | | 50 | 5.8 | - | - | 1.4 | 5.8 | 6.2 | 480 | 1710 | 2260 | 7.9 | 7.6 | 7.3 |
| | 2 room | 20 + 20 | 2.95 | 2.95 | - | 2.0 | 5.9 | 7.3 | 540 | 1450 | 2580 | 6.7 | 6.4 | 6.2 |
| | | 20 + 25 | 2.67 | 3.33 | - | 2.0 | 6.0 | 7.3 | 540 | 1500 | 2580 | 7.0 | 6.7 | 6.4 |
| | | 20 + 35 | 2.29 | 4.01 | - | 2.0 | 6.3 | 7.3 | 540 | 1580 | 2580 | 7.3 | 7.0 | 6.7 |
| | | 20 + 50 | 1.89 | 4.71 | - | 2.0 | 6.6 | 7.3 | 540 | 1670 | 2580 | 7.7 | 7.4 | 7.1 |
| | | 25 + 25 | 3.05 | 3.05 | - | 2.0 | 6.1 | 7.3 | 540 | 1530 | 2580 | 7.1 | 6.8 | 6.5 |
| | | 25 + 35 | 2.67 | 3.73 | - | 2.0 | 6.4 | 7.3 | 540 | 1610 | 2580 | 7.5 | 7.1 | 6.8 |
| | | 25 + 50 | 2.20 | 4.40 | - | 2.0 | 6.6 | 7.3 | 540 | 1670 | 2580 | 7.7 | 7.4 | 7.1 |
| | 3 room | 35 + 35 | 3.30 | 3.30 | - | 2.0 | 6.6 | 7.3 | 540 | 1670 | 2580 | 7.7 | 7.4 | 7.1 |
| 35 + 50 | | 2.72 | 3.88 | - | 2.0 | 6.6 | 7.3 | 540 | 1670 | 2580 | 7.7 | 7.4 | 7.1 | |
| 20 + 20 + 20 | | 2.00 | 2.00 | 2.00 | 3.0 | 6.0 | 7.5 | 600 | 1210 | 2580 | 5.6 | 5.4 | 5.1 | |
| 20 + 20 + 25 | | 1.91 | 1.91 | 2.38 | 3.0 | 6.2 | 7.5 | 600 | 1370 | 2580 | 6.4 | 6.1 | 5.8 | |
| 20 + 20 + 35 | | 1.76 | 1.76 | 3.08 | 3.0 | 6.6 | 7.5 | 600 | 1520 | 2580 | 7.1 | 6.7 | 6.5 | |
| 20 + 25 + 25 | | 1.83 | 2.29 | 2.29 | 3.0 | 6.4 | 7.5 | 600 | 1430 | 2580 | 6.6 | 6.3 | 6.1 | |
| 20 + 25 + 35 | | 1.70 | 2.13 | 2.98 | 3.0 | 6.8 | 7.5 | 600 | 1580 | 2580 | 7.3 | 7.0 | 6.7 | |
| 25 + 25 + 25 | | 2.20 | 2.20 | 2.20 | 3.0 | 6.6 | 7.5 | 600 | 1520 | 2580 | 7.1 | 6.7 | 6.5 | |
| 25 + 25 + 35 | 2.06 | 2.06 | 2.88 | 3.0 | 7.0 | 7.5 | 600 | 1640 | 2580 | 7.6 | 7.3 | 7.0 | | |

| Indoor unit combination | | Cooling capacity (kW) | | | | | | Power consumption(W) | | | Standard current(A) | | | |
|-------------------------|--------|-----------------------|------|------|----------------|----------|------|----------------------|----------|------|---------------------|------|------|-----|
| | | Room cooling capacity | | | Total capacity | | | Min. | Standard | Max. | 220V | 230V | 240V | |
| | | A | B | C | Min. | Standard | Max. | | | | | | | |
| Cooling operation | 1 room | 20 | 2.0 | - | - | 1.8 | 2.0 | 2.8 | 500 | 550 | 900 | 2.6 | 2.5 | 2.4 |
| | | 25 | 2.5 | - | - | 1.8 | 2.5 | 3.4 | 500 | 720 | 1070 | 3.4 | 3.2 | 3.1 |
| | | 35 | 3.5 | - | - | 1.8 | 3.5 | 3.9 | 500 | 1080 | 1230 | 5.1 | 4.8 | 4.6 |
| | | 50 | 5.0 | - | - | 1.8 | 5.0 | 5.5 | 500 | 1700 | 2000 | 7.9 | 7.5 | 7.2 |
| | 2 room | 20 + 20 | 2.00 | 2.00 | - | 3.0 | 4.0 | 5.7 | 570 | 910 | 1800 | 4.2 | 4.1 | 3.9 |
| | | 20 + 25 | 1.91 | 2.39 | - | 3.0 | 4.3 | 5.9 | 570 | 1070 | 1980 | 5.0 | 4.8 | 4.6 |
| | | 20 + 35 | 1.82 | 3.18 | - | 3.0 | 5.0 | 6.2 | 570 | 1430 | 2070 | 6.6 | 6.3 | 6.1 |
| | | 20 + 50 | 1.71 | 4.29 | - | 3.0 | 6.0 | 6.5 | 570 | 1960 | 2150 | 9.0 | 8.6 | 8.2 |
| | | 25 + 25 | 2.35 | 2.35 | - | 3.0 | 4.7 | 6.2 | 570 | 1270 | 2070 | 5.9 | 5.6 | 5.4 |
| | | 25 + 35 | 2.21 | 3.09 | - | 3.0 | 5.3 | 6.5 | 570 | 1600 | 2150 | 7.4 | 7.1 | 6.8 |
| | | 25 + 50 | 2.00 | 4.00 | - | 3.0 | 6.0 | 6.5 | 570 | 1960 | 2150 | 9.0 | 8.6 | 8.2 |
| | 3 room | 35 + 35 | 3.00 | 3.00 | - | 3.0 | 6.0 | 6.5 | 570 | 1960 | 2150 | 9.0 | 8.6 | 8.2 |
| 35 + 50 | | 2.47 | 3.53 | - | 3.0 | 6.0 | 6.5 | 570 | 1960 | 2150 | 9.0 | 8.6 | 8.2 | |
| 20 + 20 + 20 | | 1.67 | 1.67 | 1.67 | 3.4 | 5.0 | 7.1 | 690 | 1050 | 2150 | 4.9 | 4.7 | 4.5 | |
| 20 + 20 + 25 | | 1.60 | 1.60 | 2.00 | 3.4 | 5.2 | 7.1 | 690 | 1160 | 2150 | 5.4 | 5.1 | 4.9 | |
| 20 + 20 + 35 | | 1.49 | 1.49 | 2.61 | 3.4 | 5.6 | 7.1 | 690 | 1330 | 2150 | 6.2 | 5.9 | 5.7 | |
| 20 + 25 + 25 | | 1.54 | 1.93 | 1.93 | 3.4 | 5.4 | 7.1 | 690 | 1260 | 2150 | 5.8 | 5.6 | 5.4 | |
| 20 + 25 + 35 | | 1.45 | 1.81 | 2.54 | 3.4 | 5.8 | 7.1 | 690 | 1430 | 2150 | 6.6 | 6.3 | 6.1 | |
| 25 + 25 + 25 | | 1.87 | 1.87 | 1.87 | 3.4 | 5.6 | 7.1 | 690 | 1330 | 2150 | 6.2 | 5.9 | 5.7 | |
| 25 + 25 + 35 | 1.76 | 1.76 | 2.47 | 3.4 | 6.0 | 7.1 | 690 | 1490 | 2150 | 6.9 | 6.6 | 6.3 | | |

SCM50ZS-S1 Table of Indoor unit combination only with SKM-ZSP type

| Indoor unit combination | | Heating capacity (kW) | | | | | | Power consumption(W) | | | Standard current(A) | | | |
|-------------------------|--------|-----------------------|------|------|----------------|----------|------|----------------------|----------|------|---------------------|------|------|-----|
| | | Room heating capacity | | | Total capacity | | | Min. | Standard | Max. | 220V | 230V | 240V | |
| | | A | B | C | Min. | Standard | Max. | | | | | | | |
| Heating operation | 1 room | 20 | 3.0 | - | - | 1.4 | 3.0 | 3.5 | 480 | 1040 | 1100 | 4.9 | 4.7 | 4.5 |
| | | 25 | 3.4 | - | - | 1.4 | 3.4 | 4.0 | 480 | 1200 | 1240 | 5.7 | 5.4 | 5.2 |
| | | 35 | 4.5 | - | - | 1.4 | 4.5 | 4.8 | 480 | 1490 | 1490 | 7.0 | 6.7 | 6.4 |
| | | 20 + 20 | 2.95 | 2.95 | - | 2.0 | 5.9 | 7.0 | 540 | 1530 | 2580 | 7.1 | 6.8 | 6.5 |
| | 2 room | 20 + 25 | 2.67 | 3.33 | - | 2.0 | 6.0 | 7.0 | 540 | 1580 | 2580 | 7.3 | 7.0 | 6.7 |
| | | 20 + 35 | 2.29 | 4.01 | - | 2.0 | 6.3 | 7.0 | 540 | 1670 | 2580 | 7.7 | 7.4 | 7.1 |
| | | 25 + 25 | 3.05 | 3.05 | - | 2.0 | 6.1 | 7.0 | 540 | 1610 | 2580 | 7.5 | 7.1 | 6.8 |
| | | 25 + 35 | 2.67 | 3.73 | - | 2.0 | 6.4 | 7.0 | 540 | 1700 | 2580 | 7.9 | 7.5 | 7.2 |
| | | 35 + 35 | 3.30 | 3.30 | - | 2.0 | 6.6 | 7.0 | 540 | 1760 | 2580 | 8.1 | 7.8 | 7.4 |
| | | 20 + 20 + 20 | 2.00 | 2.00 | 2.00 | 3.0 | 6.0 | 7.3 | 600 | 1360 | 2580 | 6.3 | 6.0 | 5.8 |
| | | 20 + 20 + 25 | 1.91 | 1.91 | 2.38 | 3.0 | 6.2 | 7.3 | 600 | 1450 | 2580 | 6.7 | 6.4 | 6.2 |
| | 3 room | 20 + 20 + 35 | 1.76 | 1.76 | 3.08 | 3.0 | 6.6 | 7.3 | 600 | 1620 | 2580 | 7.5 | 7.2 | 6.9 |
| 20 + 25 + 25 | | 1.83 | 2.29 | 2.29 | 3.0 | 6.4 | 7.3 | 600 | 1530 | 2580 | 7.1 | 6.8 | 6.5 | |
| 20 + 25 + 35 | | 1.70 | 2.13 | 2.98 | 3.0 | 6.8 | 7.3 | 600 | 1680 | 2580 | 7.8 | 7.5 | 7.1 | |
| 25 + 25 + 25 | | 2.20 | 2.20 | 2.20 | 3.0 | 6.6 | 7.3 | 600 | 1620 | 2580 | 7.5 | 7.2 | 6.9 | |
| 25 + 25 + 35 | | 2.06 | 2.06 | 2.88 | 3.0 | 7.0 | 7.3 | 600 | 1750 | 2580 | 8.1 | 7.7 | 7.4 | |



MULTI-SPLIT SYSTEM

| Indoor unit combination | | Cooling capacity (kW) | | | | | | Power consumption(W) | | | Standard current(A) | | | |
|-------------------------|--------|-----------------------|------|------|----------------|----------|------|----------------------|----------|------|---------------------|------|------|-----|
| | | Room cooling capacity | | | Total capacity | | | Min. | Standard | Max. | 220V | 230V | 240V | |
| | | A | B | C | Min. | Standard | Max. | | | | | | | |
| Cooling operation | 1 room | 20 | 2.0 | - | - | 1.8 | 2.0 | 2.7 | 500 | 610 | 900 | 2.9 | 2.8 | 2.6 |
| | | 25 | 2.5 | - | - | 1.8 | 2.5 | 3.2 | 500 | 800 | 1070 | 3.8 | 3.6 | 3.5 |
| | | 35 | 3.5 | - | - | 1.8 | 3.5 | 3.7 | 500 | 1170 | 1230 | 5.5 | 5.2 | 5.0 |
| | 2 room | 20 + 20 | 2.00 | 2.00 | - | 3.0 | 4.0 | 5.6 | 570 | 1000 | 1800 | 4.7 | 4.5 | 4.3 |
| | | 20 + 25 | 1.91 | 2.39 | - | 3.0 | 4.3 | 5.8 | 570 | 1150 | 1980 | 5.4 | 5.1 | 4.9 |
| | | 20 + 35 | 1.82 | 3.18 | - | 3.0 | 5.0 | 6.1 | 570 | 1530 | 2070 | 7.1 | 6.8 | 6.5 |
| | | 25 + 25 | 2.35 | 2.35 | - | 3.0 | 4.7 | 6.1 | 570 | 1520 | 2070 | 7.1 | 6.8 | 6.5 |
| | | 25 + 35 | 2.21 | 3.09 | - | 3.0 | 5.3 | 6.3 | 570 | 1720 | 2150 | 8.0 | 7.6 | 7.3 |
| | | 35 + 35 | 3.00 | 3.00 | - | 3.0 | 6.0 | 6.3 | 570 | 2050 | 2150 | 9.4 | 9.0 | 8.6 |
| | 3 room | 20 + 20 + 20 | 1.67 | 1.67 | 1.67 | 3.4 | 5.0 | 6.9 | 690 | 1160 | 2150 | 5.4 | 5.1 | 4.9 |
| | | 20 + 20 + 25 | 1.60 | 1.60 | 2.00 | 3.4 | 5.2 | 6.9 | 690 | 1250 | 2150 | 5.8 | 5.5 | 5.3 |
| | | 20 + 20 + 35 | 1.49 | 1.49 | 2.61 | 3.4 | 5.6 | 6.9 | 690 | 1400 | 2150 | 6.5 | 6.2 | 6.0 |
| | | 20 + 25 + 25 | 1.54 | 1.93 | 1.93 | 3.4 | 5.4 | 6.9 | 690 | 1350 | 2150 | 6.3 | 6.0 | 5.7 |
| | | 20 + 25 + 35 | 1.45 | 1.81 | 2.54 | 3.4 | 5.8 | 6.9 | 690 | 1500 | 2150 | 7.0 | 6.7 | 6.4 |
| | | 25 + 25 + 25 | 1.87 | 1.87 | 1.87 | 3.4 | 5.6 | 6.9 | 690 | 1400 | 2150 | 6.5 | 6.2 | 6.0 |
| 25 + 25 + 35 | | 1.76 | 1.76 | 2.47 | 3.4 | 6.0 | 6.9 | 690 | 1600 | 2150 | 7.4 | 7.1 | 6.8 | |

SCM50ZS-S1 Table of Indoor unit combination with other indoor unit

| Indoor unit combination | | Heating capacity (kW) | | | | | | Power consumption(W) | | | Standard current(A) | | | |
|-------------------------|--------------|-----------------------|------|------|----------------|----------|------|----------------------|----------|------|---------------------|------|------|-----|
| | | Room heating capacity | | | Total capacity | | | Min. | Standard | Max. | 220V | 230V | 240V | |
| | | A | B | C | Min. | Standard | Max. | | | | | | | |
| Heating operation | 1 room | 20 | 3.0 | - | - | 1.4 | 3.0 | 3.5 | 480 | 1020 | 1100 | 4.8 | 4.6 | 4.4 |
| | | 25 | 3.4 | - | - | 1.4 | 3.4 | 4.0 | 480 | 1180 | 1240 | 5.6 | 5.3 | 5.1 |
| | | 35 | 4.5 | - | - | 1.4 | 4.5 | 4.8 | 480 | 1470 | 1490 | 6.9 | 6.6 | 6.3 |
| | | 50 | 5.8 | - | - | 1.4 | 5.8 | 6.0 | 480 | 1910 | 2260 | 8.8 | 8.4 | 8.0 |
| | 2 room | 20 + 20 | 2.95 | 2.95 | - | 2.0 | 5.9 | 7.0 | 540 | 1510 | 2580 | 7.0 | 6.7 | 6.4 |
| | | 20 + 25 | 2.67 | 3.33 | - | 2.0 | 6.0 | 7.0 | 540 | 1560 | 2580 | 7.2 | 6.9 | 6.6 |
| | | 20 + 35 | 2.29 | 4.01 | - | 2.0 | 6.3 | 7.0 | 540 | 1650 | 2580 | 7.7 | 7.3 | 7.0 |
| | | 20 + 50 | 1.89 | 4.71 | - | 2.0 | 6.6 | 7.0 | 540 | 1740 | 2580 | 8.0 | 7.7 | 7.4 |
| | | 25 + 25 | 3.05 | 3.05 | - | 2.0 | 6.1 | 7.0 | 540 | 1590 | 2580 | 7.4 | 7.1 | 6.8 |
| | | 25 + 35 | 2.67 | 3.73 | - | 2.0 | 6.4 | 7.0 | 540 | 1680 | 2580 | 7.8 | 7.5 | 7.1 |
| | | 25 + 50 | 2.20 | 4.40 | - | 2.0 | 6.6 | 7.0 | 540 | 1740 | 2580 | 8.0 | 7.7 | 7.4 |
| | 3 room | 35 + 35 | 3.30 | 3.30 | - | 2.0 | 6.6 | 7.0 | 540 | 1740 | 2580 | 8.0 | 7.7 | 7.4 |
| | | 35 + 50 | 2.72 | 3.88 | - | 2.0 | 6.6 | 7.0 | 540 | 1740 | 2580 | 8.0 | 7.7 | 7.4 |
| | | 20 + 20 + 20 | 2.00 | 2.00 | 2.00 | 3.0 | 6.0 | 7.3 | 600 | 1340 | 2580 | 6.2 | 5.9 | 5.7 |
| | | 20 + 20 + 25 | 1.91 | 1.91 | 2.38 | 3.0 | 6.2 | 7.3 | 600 | 1430 | 2580 | 6.6 | 6.3 | 6.1 |
| | | 20 + 20 + 35 | 1.76 | 1.76 | 3.08 | 3.0 | 6.6 | 7.3 | 600 | 1600 | 2580 | 7.4 | 7.1 | 6.8 |
| | | 20 + 25 + 25 | 1.83 | 2.29 | 2.29 | 3.0 | 6.4 | 7.3 | 600 | 1510 | 2580 | 7.0 | 6.7 | 6.4 |
| | | 20 + 25 + 35 | 1.70 | 2.13 | 2.98 | 3.0 | 6.8 | 7.3 | 600 | 1660 | 2580 | 7.7 | 7.4 | 7.1 |
| | 25 + 25 + 25 | 2.20 | 2.20 | 2.20 | 3.0 | 6.6 | 7.3 | 600 | 1600 | 2580 | 7.4 | 7.1 | 6.8 | |
| | 25 + 25 + 35 | 2.06 | 2.06 | 2.88 | 3.0 | 7.0 | 7.3 | 600 | 1730 | 2580 | 8.0 | 7.7 | 7.3 | |

| Indoor unit combination | | Cooling capacity (kW) | | | | | | Power consumption(W) | | | Standard current(A) | | | |
|-------------------------|--------------|-----------------------|------|------|----------------|----------|------|----------------------|----------|------|---------------------|------|------|-----|
| | | Room cooling capacity | | | Total capacity | | | Min. | Standard | Max. | 220V | 230V | 240V | |
| | | A | B | C | Min. | Standard | Max. | | | | | | | |
| Cooling operation | 1 room | 20 | 2.0 | - | - | 1.8 | 2.0 | 2.7 | 500 | 580 | 900 | 2.7 | 2.6 | 2.5 |
| | | 25 | 2.5 | - | - | 1.8 | 2.5 | 3.2 | 500 | 760 | 1070 | 3.6 | 3.4 | 3.3 |
| | | 35 | 3.5 | - | - | 1.8 | 3.5 | 3.7 | 500 | 1140 | 1230 | 5.3 | 5.1 | 4.9 |
| | | 50 | 5.0 | - | - | 1.8 | 5.0 | 5.3 | 500 | 1790 | 2000 | 8.3 | 7.9 | 7.6 |
| | 2 room | 20 + 20 | 2.00 | 2.00 | - | 3.0 | 4.0 | 5.6 | 570 | 950 | 1800 | 4.4 | 4.2 | 4.1 |
| | | 20 + 25 | 1.91 | 2.39 | - | 3.0 | 4.3 | 5.8 | 570 | 1110 | 1980 | 5.2 | 4.9 | 4.7 |
| | | 20 + 35 | 1.82 | 3.18 | - | 3.0 | 5.0 | 6.1 | 570 | 1490 | 2070 | 6.9 | 6.6 | 6.3 |
| | | 20 + 50 | 1.71 | 4.29 | - | 3.0 | 6.0 | 6.3 | 570 | 2040 | 2150 | 9.4 | 9.0 | 8.6 |
| | | 25 + 25 | 2.35 | 2.35 | - | 3.0 | 4.7 | 6.1 | 570 | 1320 | 2070 | 6.1 | 5.9 | 5.6 |
| | | 25 + 35 | 2.21 | 3.09 | - | 3.0 | 5.3 | 6.3 | 570 | 1660 | 2150 | 7.7 | 7.4 | 7.1 |
| | | 25 + 50 | 2.00 | 4.00 | - | 3.0 | 6.0 | 6.3 | 570 | 2040 | 2150 | 9.4 | 9.0 | 8.6 |
| | 3 room | 35 + 35 | 3.00 | 3.00 | - | 3.0 | 6.0 | 6.3 | 570 | 2040 | 2150 | 9.4 | 9.0 | 8.6 |
| | | 35 + 50 | 2.47 | 3.53 | - | 3.0 | 6.0 | 6.3 | 570 | 2040 | 2150 | 9.4 | 9.0 | 8.6 |
| | | 20 + 20 + 20 | 1.67 | 1.67 | 1.67 | 3.4 | 5.0 | 6.9 | 690 | 1120 | 2150 | 5.2 | 5.0 | 4.8 |
| | | 20 + 20 + 25 | 1.60 | 1.60 | 2.00 | 3.4 | 5.2 | 6.9 | 690 | 1200 | 2150 | 5.6 | 5.3 | 5.1 |
| | | 20 + 20 + 35 | 1.49 | 1.49 | 2.61 | 3.4 | 5.6 | 6.9 | 690 | 1370 | 2150 | 6.4 | 6.1 | 5.8 |
| | | 20 + 25 + 25 | 1.54 | 1.93 | 1.93 | 3.4 | 5.4 | 6.9 | 690 | 1300 | 2150 | 6.0 | 5.8 | 5.5 |
| | | 20 + 25 + 35 | 1.45 | 1.81 | 2.54 | 3.4 | 5.8 | 6.9 | 690 | 1470 | 2150 | 6.8 | 6.5 | 6.3 |
| | 25 + 25 + 25 | 1.87 | 1.87 | 1.87 | 3.4 | 5.6 | 6.9 | 690 | 1370 | 2150 | 6.4 | 6.1 | 5.8 | |
| | 25 + 25 + 35 | 1.76 | 1.76 | 2.47 | 3.4 | 6.0 | 6.9 | 690 | 1540 | 2150 | 7.1 | 6.8 | 6.5 | |

COMBINATIONS

SCM60ZM-S1 Table of Indoor unit combination only with SRK-ZSX type

| Indoor unit combination | | Heating capacity (kW) | | | | | | Power consumption(W) | | | Standard current(A) | | | |
|-------------------------|----------|-----------------------|----------|------|----------------|----------|------|----------------------|----------|------|---------------------|------|------|-----|
| | | Room heating capacity | | | Total capacity | | | Min. | Standard | Max. | 220V | 230V | 240V | |
| | | A | B | C | Min. | Standard | Max. | | | | | | | |
| Heating operation | 1 room | 20 | 3.0 | - | - | 1.5 | 3.0 | 3.7 | 600 | 780 | 1330 | 3.6 | 3.4 | 3.3 |
| | | 25 | 3.4 | - | - | 1.5 | 3.4 | 4.2 | 600 | 950 | 1510 | 4.4 | 4.2 | 4.0 |
| | | 35 | 4.5 | - | - | 1.5 | 4.5 | 5.0 | 600 | 1270 | 1790 | 5.8 | 5.6 | 5.3 |
| | | 50 | 5.8 | - | - | 1.5 | 5.8 | 6.4 | 600 | 1730 | 2310 | 7.9 | 7.6 | 7.3 |
| | | 60 | 6.8 | - | - | 1.5 | 6.8 | 7.3 | 600 | 2040 | 2660 | 9.4 | 9.0 | 8.6 |
| | 2 room | 20+20 | 3.00 | 3.00 | - | 2.1 | 6.0 | 7.3 | 630 | 1450 | 2100 | 6.7 | 6.4 | 6.1 |
| | | 20+25 | 2.71 | 3.39 | - | 2.1 | 6.1 | 7.5 | 630 | 1520 | 2550 | 7.0 | 6.7 | 6.4 |
| | | 20+35 | 2.36 | 4.14 | - | 2.1 | 6.5 | 7.6 | 630 | 1620 | 3000 | 7.4 | 7.1 | 6.8 |
| | | 20+50 | 2.00 | 5.00 | - | 2.1 | 7.0 | 7.6 | 630 | 1830 | 3000 | 8.4 | 8.0 | 7.7 |
| | | 20+60 | 1.78 | 5.33 | - | 2.1 | 7.1 | 7.6 | 630 | 1860 | 3000 | 8.5 | 8.2 | 7.8 |
| | | 25+25 | 3.15 | 3.15 | - | 2.1 | 6.3 | 7.6 | 630 | 1580 | 3000 | 7.3 | 6.9 | 6.6 |
| | | 25+35 | 2.79 | 3.91 | - | 2.1 | 6.7 | 7.6 | 630 | 1700 | 3000 | 7.8 | 7.5 | 7.2 |
| | | 25+50 | 2.37 | 4.73 | - | 2.1 | 7.1 | 7.6 | 630 | 1860 | 3000 | 8.5 | 8.2 | 7.8 |
| | | 25+60 | 2.09 | 5.01 | - | 2.1 | 7.1 | 7.6 | 630 | 1860 | 3000 | 8.5 | 8.2 | 7.8 |
| | | 35+35 | 3.50 | 3.50 | - | 2.1 | 7.0 | 7.6 | 630 | 1830 | 3000 | 8.4 | 8.0 | 7.7 |
| | | 35+50 | 2.92 | 4.18 | - | 2.1 | 7.1 | 7.6 | 630 | 1860 | 3000 | 8.5 | 8.2 | 7.8 |
| | | 35+60 | 2.62 | 4.48 | - | 2.1 | 7.1 | 7.6 | 630 | 1860 | 3000 | 8.5 | 8.2 | 7.8 |
| | | 50+50 | 3.55 | 3.55 | - | 2.1 | 7.1 | 7.6 | 630 | 1860 | 3000 | 8.5 | 8.2 | 7.8 |
| | | 50+60 | 3.23 | 3.87 | - | 2.1 | 7.1 | 7.6 | 630 | 1860 | 3000 | 8.5 | 8.2 | 7.8 |
| | | 3 room | 20+20+20 | 2.27 | 2.27 | 2.27 | 3.2 | 6.8 | 7.8 | 660 | 1450 | 3000 | 6.7 | 6.4 |
| | 20+20+25 | | 2.09 | 2.09 | 2.62 | 3.2 | 6.8 | 7.8 | 660 | 1450 | 3000 | 6.7 | 6.4 | 6.1 |
| | 20+20+35 | | 1.81 | 1.81 | 3.17 | 3.2 | 6.8 | 7.8 | 660 | 1450 | 3000 | 7.1 | 6.8 | 6.6 |
| | 20+20+50 | | 1.56 | 1.56 | 3.89 | 3.2 | 7.0 | 7.8 | 660 | 1620 | 3000 | 7.4 | 7.1 | 6.8 |
| | 20+20+60 | | 1.44 | 1.44 | 4.32 | 3.2 | 7.2 | 7.8 | 660 | 1780 | 3000 | 8.2 | 7.8 | 7.5 |
| | 20+25+25 | | 1.94 | 2.43 | 2.43 | 3.2 | 6.8 | 7.8 | 660 | 1450 | 3000 | 7.1 | 6.8 | 6.6 |
| | 20+25+35 | | 1.73 | 2.16 | 3.02 | 3.2 | 6.9 | 7.8 | 660 | 1500 | 3000 | 6.9 | 6.6 | 6.3 |
| | 20+25+50 | | 1.49 | 1.87 | 3.74 | 3.2 | 7.1 | 7.8 | 660 | 1670 | 3000 | 7.7 | 7.3 | 7.0 |
| | 20+25+60 | | 1.37 | 1.71 | 4.11 | 3.2 | 7.2 | 7.8 | 660 | 1780 | 3000 | 8.2 | 7.8 | 7.5 |
| | 20+35+35 | | 1.56 | 2.72 | 2.72 | 3.2 | 7.0 | 7.8 | 660 | 1620 | 3000 | 7.4 | 7.1 | 6.8 |
| | 20+35+50 | | 1.37 | 2.40 | 3.43 | 3.2 | 7.2 | 7.8 | 660 | 1780 | 3000 | 8.2 | 7.8 | 7.5 |
| 25+25+25 | 2.27 | | 2.27 | 2.27 | 3.2 | 6.8 | 7.8 | 660 | 1450 | 3000 | 7.1 | 6.8 | 6.6 | |
| 25+25+35 | 2.06 | | 2.06 | 2.88 | 3.2 | 7.0 | 7.8 | 660 | 1620 | 3000 | 7.4 | 7.1 | 6.8 | |
| 25+25+50 | 1.80 | | 1.80 | 3.60 | 3.2 | 7.2 | 7.8 | 660 | 1780 | 3000 | 8.2 | 7.8 | 7.5 | |
| 25+25+60 | 1.64 | | 1.64 | 3.93 | 3.2 | 7.2 | 7.8 | 660 | 1780 | 3000 | 8.2 | 7.8 | 7.5 | |
| 25+35+35 | 1.87 | 2.62 | 2.62 | 3.2 | 7.1 | 7.8 | 660 | 1670 | 3000 | 7.7 | 7.3 | 7.0 | | |
| 25+35+50 | 1.64 | 2.29 | 3.27 | 3.2 | 7.2 | 7.8 | 660 | 1780 | 3000 | 8.2 | 7.8 | 7.5 | | |
| 35+35+35 | 2.40 | 2.40 | 2.40 | 3.2 | 7.2 | 7.8 | 660 | 1780 | 3000 | 8.2 | 7.8 | 7.5 | | |

| Indoor unit combination | | Cooling capacity (kW) | | | | | | Power consumption(W) | | | Standard current(A) | | | |
|-------------------------|----------|-----------------------|----------|------|----------------|----------|------|----------------------|----------|------|---------------------|------|------|-----|
| | | Room cooling capacity | | | Total capacity | | | Min. | Standard | Max. | 220V | 230V | 240V | |
| | | A | B | C | Min. | Standard | Max. | | | | | | | |
| Cooling operation | 1 room | 20 | 2.0 | - | - | 1.8 | 2.0 | 2.8 | 500 | 540 | 950 | 2.5 | 2.4 | 2.3 |
| | | 25 | 2.5 | - | - | 1.8 | 2.5 | 3.4 | 500 | 720 | 1080 | 3.3 | 3.2 | 3.0 |
| | | 35 | 3.5 | - | - | 1.8 | 3.5 | 3.9 | 500 | 1090 | 1240 | 5.0 | 4.8 | 4.6 |
| | | 50 | 5.0 | - | - | 1.8 | 5.0 | 5.8 | 500 | 1780 | 2100 | 8.2 | 7.8 | 7.5 |
| | | 60 | 6.0 | - | - | 1.8 | 6.0 | 6.3 | 500 | 2260 | 2370 | 10.4 | 9.9 | 9.5 |
| | 2 room | 20+20 | 2.00 | 2.00 | - | 3.0 | 4.0 | 5.7 | 570 | 750 | 1750 | 3.4 | 3.3 | 3.2 |
| | | 20+25 | 2.00 | 2.50 | - | 3.0 | 4.5 | 5.9 | 570 | 990 | 1910 | 4.5 | 4.3 | 4.2 |
| | | 20+35 | 1.93 | 3.37 | - | 3.0 | 5.3 | 6.2 | 570 | 1550 | 2110 | 7.1 | 6.8 | 6.5 |
| | | 20+50 | 1.89 | 4.71 | - | 3.0 | 6.6 | 6.9 | 570 | 2280 | 2390 | 10.5 | 10.0 | 9.6 |
| | | 20+60 | 1.68 | 5.03 | - | 3.0 | 6.7 | 6.9 | 570 | 2320 | 2390 | 10.7 | 10.2 | 9.8 |
| | | 25+25 | 2.45 | 2.45 | - | 3.0 | 4.9 | 6.2 | 570 | 1270 | 2110 | 5.8 | 5.6 | 5.3 |
| | | 25+35 | 2.42 | 3.38 | - | 3.0 | 5.8 | 6.5 | 570 | 1840 | 2270 | 8.4 | 8.1 | 7.7 |
| | | 25+50 | 2.23 | 4.47 | - | 3.0 | 6.7 | 6.9 | 570 | 2320 | 2390 | 10.7 | 10.2 | 9.8 |
| | | 25+60 | 1.97 | 4.73 | - | 3.0 | 6.7 | 6.9 | 570 | 2320 | 2390 | 10.7 | 10.2 | 9.8 |
| | | 35+35 | 3.30 | 3.30 | - | 3.0 | 6.6 | 6.9 | 570 | 2280 | 2390 | 10.5 | 10.0 | 9.6 |
| | | 35+50 | 2.76 | 3.94 | - | 3.0 | 6.7 | 6.9 | 570 | 2320 | 2390 | 10.7 | 10.2 | 9.8 |
| | | 35+60 | 2.47 | 4.23 | - | 3.0 | 6.7 | 6.9 | 570 | 2320 | 2390 | 10.7 | 10.2 | 9.8 |
| | | 50+50 | 3.35 | 3.35 | - | 3.0 | 6.7 | 6.9 | 570 | 2320 | 2390 | 10.7 | 10.2 | 9.8 |
| | | 50+60 | 3.05 | 3.65 | - | 3.0 | 6.7 | 6.9 | 570 | 2320 | 2390 | 10.7 | 10.2 | 9.8 |
| | | 3 room | 20+20+20 | 2.00 | 2.00 | 2.00 | 3.6 | 6.0 | 7.5 | 690 | 1430 | 2390 | 6.6 | 6.3 |
| | 20+20+25 | | 1.85 | 1.85 | 2.80 | 3.6 | 6.0 | 7.5 | 690 | 1430 | 2390 | 6.6 | 6.3 | 6.0 |
| | 20+20+35 | | 1.60 | 1.60 | 2.80 | 3.6 | 6.0 | 7.5 | 690 | 1430 | 2390 | 6.8 | 6.5 | 6.2 |
| | 20+20+50 | | 1.40 | 1.40 | 3.50 | 3.6 | 6.3 | 7.5 | 690 | 1480 | 2390 | 6.8 | 6.5 | 6.2 |
| | 20+20+60 | | 1.28 | 1.28 | 3.84 | 3.6 | 6.4 | 7.5 | 690 | 1500 | 2390 | 6.9 | 6.6 | 6.3 |
| | 20+25+25 | | 1.69 | 2.11 | 2.11 | 3.6 | 5.9 | 7.5 | 690 | 1410 | 2390 | 6.5 | 6.2 | 5.9 |
| | 20+25+35 | | 1.53 | 1.91 | 2.67 | 3.6 | 6.1 | 7.5 | 690 | 1460 | 2390 | 6.7 | 6.4 | 6.1 |
| | 20+25+50 | | 1.35 | 1.68 | 3.37 | 3.6 | 6.4 | 7.5 | 690 | 1500 | 2390 | 6.9 | 6.6 | 6.3 |
| | 20+25+60 | | 1.26 | 1.57 | 3.77 | 3.6 | 6.6 | 7.5 | 690 | 1520 | 2390 | 7.0 | 6.7 | 6.4 |
| | 20+35+35 | | 1.40 | 2.45 | 2.45 | 3.6 | 6.3 | 7.5 | 690 | 1480 | 2390 | 6.8 | 6.5 | 6.2 |
| | 20+35+50 | | 1.26 | 2.20 | 3.14 | 3.6 | 6.6 | 7.5 | 690 | 1520 | 2390 | 7.0 | 6.7 | 6.4 |
| 25+25+25 | 2.00 | | 2.00 | 2.00 | 3.6 | 6.0 | 7.5 | 690 | 1430 | 2390 | 6.8 | 6.5 | 6.2 | |
| 25+25+35 | 1.79 | | 1.79 | 2.51 | 3.6 | 6.1 | 7.5 | 690 | 1460 | 2390 | 6.7 | 6.4 | 6.1 | |
| 25+25+50 | 1.60 | | 1.60 | 3.20 | 3.6 | 6.4 | 7.5 | 690 | 1500 | 2390 | 6.9 | 6.6 | 6.3 | |
| 25+25+60 | 1.52 | | 1.52 | 3.65 | 3.6 | 6.7 | 7.5 | 690 | 1540 | 2390 | 7.1 | 6.8 | 6.5 | |
| 25+35+35 | 1.68 | 2.36 | 2.36 | 3.6 | 6.4 | 7.5 | 690 | 1500 | 2390 | 6.9 | 6.6 | 6.3 | | |
| 25+35+50 | 1.52 | 2.13 | 3.05 | 3.6 | 6.7 | 7.5 | 690 | 1540 | 2390 | 7.1 | 6.8 | 6.5 | | |
| 35+35+35 | 2.20 | 2.20 | 2.20 | 3.6 | 6.6 | 7.5 | 690 | 1520 | 2390 | 7.0 | 6.7 | 6.4 | | |



MULTI-SPLIT SYSTEM

SCM60ZM-S1 Table of Indoor unit combination with other indoor unit

| Indoor unit combination | | Heating capacity (kW) | | | | | | Power consumption(W) | | | Standard current(A) | | | |
|-------------------------|----------|-----------------------|----------|------|----------------|----------|------|----------------------|----------|------|---------------------|------|------|-----|
| | | Room heating capacity | | | Total capacity | | | Min. | Standard | Max. | 220V | 230V | 240V | |
| | | A | B | C | Min. | Standard | Max. | | | | | | | |
| Heating operation | 1 room | 20 | 3.0 | - | - | 1.5 | 3.0 | 3.5 | 600 | 970 | 1330 | 4.5 | 4.3 | 4.1 |
| | | 25 | 3.4 | - | - | 1.5 | 3.4 | 4.0 | 600 | 1140 | 1510 | 5.2 | 5.0 | 4.8 |
| | | 35 | 4.5 | - | - | 1.5 | 4.5 | 4.8 | 600 | 1480 | 1790 | 6.8 | 6.5 | 6.2 |
| | | 50 | 5.8 | - | - | 1.5 | 5.8 | 6.1 | 600 | 1960 | 2310 | 9.0 | 8.6 | 8.2 |
| | | 60 | 6.8 | - | - | 1.5 | 6.8 | 7.0 | 600 | 2250 | 2660 | 10.3 | 9.9 | 9.5 |
| | 2 room | 20+20 | 3.00 | 3.00 | - | 2.1 | 6.0 | 7.0 | 630 | 1520 | 2100 | 7.0 | 6.7 | 6.4 |
| | | 20+25 | 2.71 | 3.39 | - | 2.1 | 6.1 | 7.2 | 630 | 1600 | 2550 | 7.3 | 7.0 | 6.7 |
| | | 20+35 | 2.36 | 4.14 | - | 2.1 | 6.5 | 7.3 | 630 | 1710 | 3000 | 7.9 | 7.5 | 7.2 |
| | | 20+50 | 2.00 | 5.00 | - | 2.1 | 7.0 | 7.3 | 630 | 1940 | 3000 | 8.9 | 8.5 | 8.2 |
| | | 20+60 | 1.78 | 5.33 | - | 2.1 | 7.1 | 7.3 | 630 | 1980 | 3000 | 9.1 | 8.7 | 8.3 |
| | | 25+25 | 3.15 | 3.15 | - | 2.1 | 6.3 | 7.3 | 630 | 1660 | 3000 | 7.6 | 7.3 | 7.0 |
| | | 25+35 | 2.79 | 3.91 | - | 2.1 | 6.7 | 7.3 | 630 | 1790 | 3000 | 8.2 | 7.9 | 7.5 |
| | | 25+50 | 2.37 | 4.73 | - | 2.1 | 7.1 | 7.3 | 630 | 1980 | 3000 | 9.1 | 8.7 | 8.3 |
| | | 25+60 | 2.09 | 5.01 | - | 2.1 | 7.1 | 7.3 | 630 | 1980 | 3000 | 9.1 | 8.7 | 8.3 |
| | | 35+35 | 3.50 | 3.50 | - | 2.1 | 7.0 | 7.3 | 630 | 1940 | 3000 | 8.9 | 8.5 | 8.2 |
| | | 35+50 | 2.92 | 4.18 | - | 2.1 | 7.1 | 7.3 | 630 | 1980 | 3000 | 9.1 | 8.7 | 8.3 |
| | | 35+60 | 2.62 | 4.48 | - | 2.1 | 7.1 | 7.3 | 630 | 1980 | 3000 | 9.1 | 8.7 | 8.3 |
| | | 50+50 | 3.55 | 3.55 | - | 2.1 | 7.1 | 7.3 | 630 | 1980 | 3000 | 9.1 | 8.7 | 8.3 |
| | | 50+60 | 3.23 | 3.87 | - | 2.1 | 7.1 | 7.3 | 630 | 1980 | 3000 | 9.1 | 8.7 | 8.3 |
| | | 3 room | 20+20+20 | 2.27 | 2.27 | 2.27 | 3.2 | 6.8 | 7.6 | 660 | 1540 | 3000 | 7.1 | 6.8 |
| | 20+20+25 | | 2.09 | 2.09 | 2.62 | 3.2 | 6.8 | 7.6 | 660 | 1540 | 3000 | 7.1 | 6.8 | 6.5 |
| | 20+20+35 | | 1.81 | 1.81 | 3.17 | 3.2 | 6.8 | 7.6 | 660 | 1540 | 3000 | 7.1 | 6.8 | 6.5 |
| | 20+20+50 | | 1.56 | 1.56 | 3.89 | 3.2 | 7.0 | 7.6 | 660 | 1730 | 3000 | 7.9 | 7.6 | 7.3 |
| | 20+20+60 | | 1.44 | 1.44 | 4.32 | 3.2 | 7.2 | 7.6 | 660 | 1900 | 3000 | 8.7 | 8.3 | 8.0 |
| | 20+25+25 | | 1.94 | 2.43 | 2.43 | 3.2 | 6.8 | 7.6 | 660 | 1540 | 3000 | 7.1 | 6.8 | 6.5 |
| | 20+25+35 | | 1.73 | 2.16 | 3.02 | 3.2 | 6.9 | 7.6 | 660 | 1590 | 3000 | 7.3 | 7.0 | 6.7 |
| | 20+25+50 | | 1.49 | 1.87 | 3.74 | 3.2 | 7.1 | 7.6 | 660 | 1780 | 3000 | 8.2 | 7.8 | 7.5 |
| | 20+25+60 | | 1.37 | 1.71 | 4.11 | 3.2 | 7.2 | 7.6 | 660 | 1900 | 3000 | 8.7 | 8.3 | 8.0 |
| | 20+35+35 | | 1.56 | 2.72 | 2.72 | 3.2 | 7.0 | 7.6 | 660 | 1730 | 3000 | 7.9 | 7.6 | 7.3 |
| | 20+35+50 | | 1.37 | 2.40 | 3.43 | 3.2 | 7.2 | 7.6 | 660 | 1900 | 3000 | 8.7 | 8.3 | 8.0 |
| 25+25+25 | 2.27 | | 2.27 | 2.27 | 3.2 | 6.8 | 7.6 | 660 | 1540 | 3000 | 7.1 | 6.8 | 6.5 | |
| 25+25+35 | 2.06 | | 2.06 | 2.88 | 3.2 | 7.0 | 7.6 | 660 | 1730 | 3000 | 7.9 | 7.6 | 7.3 | |
| 25+25+50 | 1.80 | | 1.80 | 3.60 | 3.2 | 7.2 | 7.6 | 660 | 1900 | 3000 | 8.7 | 8.3 | 8.0 | |
| 25+25+60 | 1.64 | | 1.64 | 3.93 | 3.2 | 7.2 | 7.6 | 660 | 1900 | 3000 | 8.7 | 8.3 | 8.0 | |
| 25+35+35 | 1.87 | 2.62 | 2.62 | 3.2 | 7.1 | 7.6 | 660 | 1780 | 3000 | 8.2 | 7.8 | 7.5 | | |
| 25+35+50 | 1.64 | 2.29 | 3.27 | 3.2 | 7.2 | 7.6 | 660 | 1900 | 3000 | 8.7 | 8.3 | 8.0 | | |
| 35+35+35 | 2.40 | 2.40 | 2.40 | 3.2 | 7.2 | 7.6 | 660 | 1900 | 3000 | 8.7 | 8.3 | 8.0 | | |

| Indoor unit combination | | Cooling capacity (kW) | | | | | | Power consumption(W) | | | Standard current(A) | | | |
|-------------------------|----------|-----------------------|----------|------|----------------|----------|------|----------------------|----------|------|---------------------|------|------|------|
| | | Room cooling capacity | | | Total capacity | | | Min. | Standard | Max. | 220V | 230V | 240V | |
| | | A | B | C | Min. | Standard | Max. | | | | | | | |
| Cooling operation | 1 room | 20 | 2.0 | - | - | 1.8 | 2.0 | 2.7 | 500 | 570 | 950 | 2.6 | 2.5 | 2.4 |
| | | 25 | 2.5 | - | - | 1.8 | 2.5 | 3.2 | 500 | 760 | 1080 | 3.5 | 3.3 | 3.2 |
| | | 35 | 3.5 | - | - | 1.8 | 3.5 | 3.7 | 500 | 1150 | 1240 | 5.3 | 5.1 | 4.8 |
| | | 50 | 5.0 | - | - | 1.8 | 5.0 | 5.6 | 500 | 1860 | 2100 | 8.5 | 8.2 | 7.8 |
| | | 60 | 6.0 | - | - | 1.8 | 6.0 | 6.1 | 500 | 2350 | 2370 | 10.8 | 10.3 | 9.9 |
| | 2 room | 20+20 | 2.00 | 2.00 | - | 3.0 | 4.0 | 5.6 | 570 | 800 | 1750 | 3.7 | 3.5 | 3.4 |
| | | 20+25 | 2.00 | 2.50 | - | 3.0 | 4.5 | 5.8 | 570 | 1050 | 1910 | 4.8 | 4.6 | 4.4 |
| | | 20+35 | 1.93 | 3.37 | - | 3.0 | 5.3 | 6.1 | 570 | 1620 | 2110 | 7.4 | 7.1 | 6.8 |
| | | 20+50 | 1.89 | 4.71 | - | 3.0 | 6.6 | 6.8 | 570 | 2330 | 2390 | 10.7 | 10.2 | 9.8 |
| | | 20+60 | 1.68 | 5.03 | - | 3.0 | 6.7 | 6.8 | 570 | 2370 | 2390 | 10.9 | 10.4 | 10.0 |
| | | 25+25 | 2.45 | 2.45 | - | 3.0 | 4.9 | 6.1 | 570 | 1340 | 2110 | 6.2 | 5.9 | 5.6 |
| | | 25+35 | 2.42 | 3.38 | - | 3.0 | 5.8 | 6.4 | 570 | 1920 | 2270 | 8.8 | 8.4 | 8.1 |
| | | 25+50 | 2.23 | 4.47 | - | 3.0 | 6.7 | 6.8 | 570 | 2370 | 2390 | 10.9 | 10.4 | 10.0 |
| | | 25+60 | 1.97 | 4.73 | - | 3.0 | 6.7 | 6.8 | 570 | 2370 | 2390 | 10.9 | 10.4 | 10.0 |
| | | 35+35 | 3.30 | 3.30 | - | 3.0 | 6.6 | 6.8 | 570 | 2330 | 2390 | 10.7 | 10.2 | 9.8 |
| | | 35+50 | 2.76 | 3.94 | - | 3.0 | 6.7 | 6.8 | 570 | 2370 | 2390 | 10.9 | 10.4 | 10.0 |
| | | 35+60 | 2.47 | 4.23 | - | 3.0 | 6.7 | 6.8 | 570 | 2370 | 2390 | 10.9 | 10.4 | 10.0 |
| | | 50+50 | 3.35 | 3.35 | - | 3.0 | 6.7 | 6.8 | 570 | 2370 | 2390 | 10.9 | 10.4 | 10.0 |
| | | 50+60 | 3.05 | 3.65 | - | 3.0 | 6.7 | 6.8 | 570 | 2370 | 2390 | 10.9 | 10.4 | 10.0 |
| | | 3 room | 20+20+20 | 2.00 | 2.00 | 2.00 | 3.6 | 6.0 | 7.3 | 690 | 1470 | 2390 | 6.7 | 6.5 |
| | 20+20+25 | | 1.85 | 1.85 | 2.31 | 3.6 | 6.0 | 7.3 | 690 | 1470 | 2390 | 6.7 | 6.5 | 6.2 |
| | 20+20+35 | | 1.60 | 1.60 | 2.80 | 3.6 | 6.0 | 7.3 | 690 | 1470 | 2390 | 6.7 | 6.5 | 6.2 |
| | 20+20+50 | | 1.40 | 1.40 | 3.50 | 3.6 | 6.3 | 7.3 | 690 | 1520 | 2390 | 7.0 | 6.7 | 6.4 |
| | 20+20+60 | | 1.28 | 1.28 | 3.84 | 3.6 | 6.4 | 7.3 | 690 | 1540 | 2390 | 7.1 | 6.8 | 6.5 |
| | 20+25+25 | | 1.69 | 2.11 | 2.11 | 3.6 | 5.9 | 7.3 | 690 | 1450 | 2390 | 6.7 | 6.4 | 6.1 |
| | 20+25+35 | | 1.53 | 1.91 | 2.67 | 3.6 | 6.1 | 7.3 | 690 | 1500 | 2390 | 6.9 | 6.6 | 6.3 |
| | 20+25+50 | | 1.35 | 1.68 | 3.37 | 3.6 | 6.4 | 7.3 | 690 | 1540 | 2390 | 7.1 | 6.8 | 6.5 |
| | 20+25+60 | | 1.26 | 1.57 | 3.77 | 3.6 | 6.6 | 7.3 | 690 | 1560 | 2390 | 7.2 | 6.9 | 6.6 |
| | 20+35+35 | | 1.40 | 2.45 | 2.45 | 3.6 | 6.3 | 7.3 | 690 | 1520 | 2390 | 7.0 | 6.7 | 6.4 |
| | 20+35+50 | | 1.26 | 2.20 | 3.14 | 3.6 | 6.6 | 7.3 | 690 | 1560 | 2390 | 7.2 | 6.9 | 6.6 |
| 25+25+25 | 2.00 | | 2.00 | 2.00 | 3.6 | 6.0 | 7.3 | 690 | 1470 | 2390 | 6.7 | 6.5 | 6.2 | |
| 25+25+35 | 1.79 | | 1.79 | 2.51 | 3.6 | 6.1 | 7.3 | 690 | 1500 | 2390 | 6.9 | 6.6 | 6.3 | |
| 25+25+50 | 1.60 | | 1.60 | 3.20 | 3.6 | 6.4 | 7.3 | 690 | 1540 | 2390 | 7.1 | 6.8 | 6.5 | |
| 25+25+60 | 1.52 | | 1.52 | 3.65 | 3.6 | 6.7 | 7.3 | 690 | 1580 | 2390 | 7.3 | 6.9 | 6.6 | |
| 25+35+35 | 1.68 | 2.36 | 2.36 | 3.6 | 6.4 | 7.3 | 690 | 1540 | 2390 | 7.1 | 6.8 | 6.5 | | |
| 25+35+50 | 1.52 | 2.13 | 3.05 | 3.6 | 6.7 | 7.3 | 690 | 1580 | 2390 | 7.3 | 6.9 | 6.6 | | |
| 35+35+35 | 2.20 | 2.20 | 2.20 | 3.6 | 6.6 | 7.3 | 690 | 1560 | 2390 | 7.2 | 6.9 | 6.6 | | |

COMBINATIONS

SCM71ZM-S1 Table of Indoor unit combination only with SRK-ZSX type

| Indoor unit combination | | Heating capacity (kW) | | | | | | | Power consumption(W) | | | Standard current(A) | | |
|-------------------------|-------------------|-----------------------|------|------|------|----------------|----------|------|----------------------|----------|------|---------------------|------|------|
| | | Room heating capacity | | | | Total capacity | | | Min. | Standard | Max. | 220V | 230V | 240V |
| | | A | B | C | D | Min. | Standard | Max. | | | | | | |
| 1 room | 20 | 3.0 | - | - | - | 1.5 | 3.0 | 3.7 | 600 | 840 | 1330 | 3.9 | 3.7 | 3.5 |
| | 25 | 3.4 | - | - | - | 1.5 | 3.4 | 4.2 | 600 | 1000 | 1510 | 4.6 | 4.4 | 4.2 |
| | 35 | 4.5 | - | - | - | 1.5 | 4.5 | 5.0 | 600 | 1330 | 1790 | 6.1 | 5.8 | 5.6 |
| | 50 | 5.8 | - | - | - | 1.5 | 5.8 | 6.5 | 600 | 1780 | 2310 | 8.2 | 7.8 | 7.5 |
| 2 room | 60 | 6.8 | - | - | - | 1.5 | 6.8 | 7.5 | 600 | 2100 | 2660 | 9.6 | 9.2 | 8.8 |
| | 20 + 20 | 2.70 | 2.70 | - | - | 2.1 | 5.4 | 7.4 | 630 | 1340 | 1870 | 6.2 | 5.9 | 5.6 |
| | 20 + 25 | 2.62 | 3.28 | - | - | 2.1 | 5.9 | 7.7 | 630 | 1530 | 2130 | 7.0 | 6.7 | 6.4 |
| | 20 + 35 | 2.51 | 4.39 | - | - | 2.1 | 6.9 | 8.3 | 630 | 1910 | 2650 | 8.8 | 8.4 | 8.0 |
| | 20 + 50 | 2.34 | 5.86 | - | - | 2.1 | 8.2 | 8.7 | 630 | 2430 | 3350 | 11.2 | 10.7 | 10.2 |
| | 20 + 60 | 2.05 | 6.15 | - | - | 2.1 | 8.2 | 8.7 | 630 | 2430 | 3350 | 11.2 | 10.7 | 10.2 |
| | 25 + 25 | 3.20 | 3.20 | - | - | 2.1 | 6.4 | 8.1 | 630 | 1700 | 2480 | 7.8 | 7.5 | 7.2 |
| | 25 + 35 | 3.08 | 4.32 | - | - | 2.1 | 7.4 | 8.6 | 630 | 2090 | 2910 | 9.6 | 9.2 | 8.8 |
| | 25 + 50 | 2.73 | 5.47 | - | - | 2.1 | 8.2 | 8.7 | 630 | 2430 | 3350 | 11.2 | 10.7 | 10.2 |
| | 25 + 60 | 2.41 | 5.79 | - | - | 2.1 | 8.2 | 8.7 | 630 | 2430 | 3350 | 11.2 | 10.7 | 10.2 |
| | 35 + 35 | 4.10 | 4.10 | - | - | 2.1 | 8.2 | 8.7 | 630 | 2430 | 3350 | 11.2 | 10.7 | 10.2 |
| | 35 + 50 | 3.38 | 4.82 | - | - | 2.1 | 8.2 | 8.7 | 630 | 2430 | 3350 | 11.2 | 10.7 | 10.2 |
| | 35 + 60 | 3.02 | 5.18 | - | - | 2.1 | 8.2 | 8.7 | 630 | 2430 | 3350 | 11.2 | 10.7 | 10.2 |
| | 50 + 50 | 4.10 | 4.10 | - | - | 2.1 | 8.2 | 8.7 | 630 | 2430 | 3350 | 11.2 | 10.7 | 10.2 |
| | 50 + 60 | 3.73 | 4.47 | - | - | 2.1 | 8.2 | 8.7 | 630 | 2430 | 3350 | 11.2 | 10.7 | 10.2 |
| | 60 + 60 | 4.10 | 4.10 | - | - | 2.1 | 8.2 | 8.7 | 630 | 2430 | 3350 | 11.2 | 10.7 | 10.2 |
| 3 room | 20 + 20 + 20 | 2.57 | 2.57 | 2.57 | - | 3.2 | 7.7 | 9.1 | 660 | 1830 | 3350 | 8.4 | 8.0 | 7.7 |
| | 20 + 20 + 25 | 2.46 | 2.46 | 3.08 | - | 3.2 | 8.0 | 9.1 | 660 | 1930 | 3350 | 8.9 | 8.5 | 8.1 |
| | 20 + 20 + 35 | 2.24 | 2.24 | 3.92 | - | 3.2 | 8.4 | 9.1 | 660 | 2060 | 3350 | 9.5 | 9.0 | 8.7 |
| | 20 + 20 + 50 | 1.87 | 1.87 | 4.67 | - | 3.2 | 8.4 | 9.1 | 660 | 2060 | 3350 | 9.5 | 9.0 | 8.7 |
| | 20 + 20 + 60 | 1.68 | 1.68 | 5.04 | - | 3.2 | 8.4 | 9.1 | 660 | 2060 | 3350 | 9.5 | 9.0 | 8.7 |
| | 20 + 25 + 25 | 2.34 | 2.93 | 2.93 | - | 3.2 | 8.2 | 9.1 | 660 | 1990 | 3350 | 9.1 | 8.7 | 8.4 |
| | 20 + 25 + 35 | 2.10 | 2.63 | 3.68 | - | 3.2 | 8.4 | 9.1 | 660 | 2060 | 3350 | 9.5 | 9.0 | 8.7 |
| | 20 + 25 + 50 | 1.77 | 2.21 | 4.42 | - | 3.2 | 8.4 | 9.1 | 660 | 2060 | 3350 | 9.5 | 9.0 | 8.7 |
| | 20 + 25 + 60 | 1.60 | 2.00 | 4.80 | - | 3.2 | 8.4 | 9.1 | 660 | 2060 | 3350 | 9.5 | 9.0 | 8.7 |
| | 20 + 35 + 35 | 1.87 | 3.27 | 3.27 | - | 3.2 | 8.4 | 9.1 | 660 | 2060 | 3350 | 9.5 | 9.0 | 8.7 |
| | 20 + 35 + 50 | 1.60 | 2.80 | 4.00 | - | 3.2 | 8.4 | 9.1 | 660 | 2060 | 3350 | 9.5 | 9.0 | 8.7 |
| | 20 + 35 + 60 | 1.46 | 2.56 | 4.38 | - | 3.2 | 8.4 | 9.1 | 660 | 2060 | 3350 | 9.5 | 9.0 | 8.7 |
| | 20 + 50 + 50 | 1.40 | 3.50 | 3.50 | - | 3.2 | 8.4 | 9.1 | 660 | 2060 | 3350 | 9.5 | 9.0 | 8.7 |
| | 25 + 25 + 25 | 2.80 | 2.80 | 2.80 | - | 3.2 | 8.4 | 9.1 | 660 | 2060 | 3350 | 9.5 | 9.0 | 8.7 |
| | 25 + 25 + 35 | 2.47 | 2.47 | 3.46 | - | 3.2 | 8.4 | 9.1 | 660 | 2060 | 3350 | 9.5 | 9.0 | 8.7 |
| | 25 + 25 + 50 | 2.10 | 2.10 | 4.20 | - | 3.2 | 8.4 | 9.1 | 660 | 2060 | 3350 | 9.5 | 9.0 | 8.7 |
| | 25 + 25 + 60 | 1.91 | 1.91 | 4.58 | - | 3.2 | 8.4 | 9.1 | 660 | 2060 | 3350 | 9.5 | 9.0 | 8.7 |
| | 25 + 35 + 35 | 2.21 | 3.09 | 3.09 | - | 3.2 | 8.4 | 9.1 | 660 | 2060 | 3350 | 9.5 | 9.0 | 8.7 |
| | 25 + 35 + 50 | 1.91 | 2.67 | 3.82 | - | 3.2 | 8.4 | 9.1 | 660 | 2060 | 3350 | 9.5 | 9.0 | 8.7 |
| | 25 + 35 + 60 | 1.75 | 2.45 | 4.20 | - | 3.2 | 8.4 | 9.1 | 660 | 2060 | 3350 | 9.5 | 9.0 | 8.7 |
| 25 + 50 + 50 | 1.68 | 3.36 | 3.36 | - | 3.2 | 8.4 | 9.1 | 660 | 2060 | 3350 | 9.5 | 9.0 | 8.7 | |
| 35 + 35 + 35 | 2.80 | 2.80 | 2.80 | - | 3.2 | 8.4 | 9.1 | 660 | 2060 | 3350 | 9.5 | 9.0 | 8.7 | |
| 35 + 35 + 50 | 2.45 | 2.45 | 3.50 | - | 3.2 | 8.4 | 9.1 | 660 | 2060 | 3350 | 9.5 | 9.0 | 8.7 | |
| 4 room | 20 + 20 + 20 + 20 | 2.10 | 2.10 | 2.10 | 2.10 | 3.6 | 8.4 | 9.4 | 800 | 1960 | 3350 | 9.0 | 8.6 | 8.2 |
| | 20 + 20 + 20 + 25 | 1.98 | 1.98 | 1.98 | 2.47 | 3.6 | 8.4 | 9.4 | 800 | 1960 | 3350 | 9.0 | 8.6 | 8.2 |
| | 20 + 20 + 20 + 35 | 1.79 | 1.79 | 1.79 | 3.13 | 3.6 | 8.5 | 9.4 | 800 | 1980 | 3350 | 9.1 | 8.7 | 8.3 |
| | 20 + 20 + 20 + 50 | 1.56 | 1.56 | 1.56 | 3.91 | 3.6 | 8.6 | 9.4 | 800 | 2000 | 3350 | 9.2 | 8.8 | 8.4 |
| | 20 + 20 + 20 + 60 | 1.43 | 1.43 | 1.43 | 4.30 | 3.6 | 8.6 | 9.4 | 800 | 2000 | 3350 | 9.2 | 8.8 | 8.4 |
| | 20 + 20 + 25 + 25 | 1.89 | 1.89 | 2.36 | 2.36 | 3.6 | 8.5 | 9.4 | 800 | 1980 | 3350 | 9.1 | 8.7 | 8.3 |
| | 20 + 20 + 25 + 35 | 1.70 | 1.70 | 2.13 | 2.98 | 3.6 | 8.5 | 9.4 | 800 | 1980 | 3350 | 9.1 | 8.7 | 8.3 |
| | 20 + 20 + 25 + 50 | 1.50 | 1.50 | 1.87 | 3.74 | 3.6 | 8.6 | 9.4 | 800 | 2000 | 3350 | 9.2 | 8.8 | 8.4 |
| | 20 + 20 + 25 + 60 | 1.38 | 1.38 | 1.72 | 4.13 | 3.6 | 8.6 | 9.4 | 800 | 2000 | 3350 | 9.2 | 8.8 | 8.4 |
| | 20 + 20 + 35 + 35 | 1.56 | 1.56 | 2.74 | 2.74 | 3.6 | 8.6 | 9.4 | 800 | 2000 | 3350 | 9.2 | 8.8 | 8.4 |
| | 20 + 20 + 35 + 50 | 1.38 | 1.38 | 2.41 | 3.44 | 3.6 | 8.6 | 9.4 | 800 | 2000 | 3350 | 9.2 | 8.8 | 8.4 |
| | 20 + 25 + 25 + 25 | 1.79 | 2.24 | 2.24 | 2.24 | 3.6 | 8.5 | 9.4 | 800 | 1980 | 3350 | 9.1 | 8.7 | 8.3 |
| | 20 + 25 + 25 + 35 | 1.64 | 2.05 | 2.05 | 2.87 | 3.6 | 8.6 | 9.4 | 800 | 2000 | 3350 | 9.2 | 8.8 | 8.4 |
| | 20 + 25 + 25 + 50 | 1.43 | 1.79 | 1.79 | 3.58 | 3.6 | 8.6 | 9.4 | 800 | 2000 | 3350 | 9.2 | 8.8 | 8.4 |
| | 20 + 25 + 35 + 35 | 1.50 | 1.87 | 2.62 | 2.62 | 3.6 | 8.6 | 9.4 | 800 | 2000 | 3350 | 9.2 | 8.8 | 8.4 |
| | 20 + 35 + 35 + 35 | 1.38 | 2.41 | 2.41 | 2.41 | 3.6 | 8.6 | 9.4 | 800 | 2000 | 3350 | 9.2 | 8.8 | 8.4 |
| 25 + 25 + 25 + 25 | 2.13 | 2.13 | 2.13 | 2.13 | 3.6 | 8.5 | 9.4 | 800 | 1980 | 3350 | 9.1 | 8.7 | 8.3 | |
| 25 + 25 + 25 + 35 | 1.95 | 1.95 | 1.95 | 2.74 | 3.6 | 8.6 | 9.4 | 800 | 2000 | 3350 | 9.2 | 8.8 | 8.4 | |
| 25 + 25 + 25 + 50 | 1.72 | 1.72 | 1.72 | 3.44 | 3.6 | 8.6 | 9.4 | 800 | 2000 | 3350 | 9.2 | 8.8 | 8.4 | |
| 25 + 25 + 35 + 35 | 1.79 | 1.79 | 2.51 | 2.51 | 3.6 | 8.6 | 9.4 | 800 | 2000 | 3350 | 9.2 | 8.8 | 8.4 | |

| Indoor unit combination | | Cooling capacity (kW) | | | | | | | Power consumption(W) | | | Standard current(A) | | |
|-------------------------|---------|-----------------------|------|---|---|----------------|----------|------|----------------------|----------|------|---------------------|------|------|
| | | Room cooling capacity | | | | Total capacity | | | Min. | Standard | Max. | 220V | 230V | 240V |
| | | A | B | C | D | Min. | Standard | Max. | | | | | | |
| 1 room | 20 | 2.0 | - | - | - | 1.8 | 2.0 | 2.8 | 480 | 500 | 950 | 2.3 | 2.2 | 2.1 |
| | 25 | 2.5 | - | - | - | 1.8 | 2.5 | 3.4 | 480 | 680 | 1080 | 3.1 | 3.0 | 2.9 |
| | 35 | 3.5 | - | - | - | 1.8 | 3.5 | 3.9 | 480 | 1010 | 1240 | 4.6 | 4.4 | 4.3 |
| | 50 | 5.0 | - | - | - | 1.8 | 5.0 | 6.1 | 480 | 1530 | 2100 | 7.0 | 6.7 | 6.4 |
| 2 room | 60 | 6.0 | - | - | - | 1.8 | 6.0 | 7.0 | 480 | 1880 | 2700 | 8.6 | 8.3 | 7.9 |
| | 20 + 20 | 2.00 | 2.00 | - | - | 3.0 | 4.0 | 6.1 | 550 | 830 | 1910 | 3.8 | 3.6 | 3.5 |
| | 20 + 25 | 2.00 | 2.50 | - | - | 3.0 | 4.5 | 6.4 | 550 | 1030 | 2060 | 4.7 | 4.5 | 4.3 |
| | 20 + 35 | 2.00 | 3.50 | - | - | 3.0 | 5.5 | 6.9 | 550 | 1390 | 2320 | 6.4 | 6.1 | 5.9 |
| | 20 + 50 | 1.94 | 4.86 | - | - | 3.0 | 6.8 | 7.7 | 550 | 1860 | 2750 | 8.5 | 8.2 | 7.8 |
| | 20 + 60 | 1.70 | 5.10 | - | - | 3.0 | 6.8 | 7.7 | 550 | 1860 | 2750 | 8.5 | 8.2 | 7.8 |



MULTI-SPLIT SYSTEM

| Indoor unit combination | | Cooling capacity (kW) | | | | | | | Power consumption(W) | | | Standard current(A) | | | |
|-------------------------|-------------------|-----------------------|------|------|------|----------------|----------|------|----------------------|----------|------|---------------------|------|------|-----|
| | | Room cooling capacity | | | | Total capacity | | | Min. | Standard | Max. | 220V | 230V | 240V | |
| | | A | B | C | D | Min. | Standard | Max. | | | | | | | |
| Cooling operation | 2 room | 25 + 25 | 2.50 | 2.50 | - | - | 3.0 | 5.0 | 6.8 | 550 | 1190 | 2270 | 5.5 | 5.2 | 5.0 |
| | | 25 + 35 | 2.46 | 3.44 | - | - | 3.0 | 5.9 | 7.2 | 550 | 1560 | 2470 | 7.2 | 6.9 | 6.6 |
| | | 25 + 50 | 2.27 | 4.53 | - | - | 3.0 | 6.8 | 7.7 | 550 | 1860 | 2750 | 8.5 | 8.2 | 7.8 |
| | | 25 + 60 | 2.00 | 4.80 | - | - | 3.0 | 6.8 | 7.7 | 550 | 1860 | 2750 | 8.5 | 8.2 | 7.8 |
| | | 35 + 35 | 3.40 | 3.40 | - | - | 3.0 | 6.8 | 7.6 | 550 | 1860 | 2680 | 8.5 | 8.2 | 7.8 |
| | | 35 + 50 | 2.80 | 4.00 | - | - | 3.0 | 6.8 | 7.7 | 550 | 1860 | 2750 | 8.5 | 8.2 | 7.8 |
| | | 35 + 60 | 2.51 | 4.29 | - | - | 3.0 | 6.8 | 7.7 | 550 | 1860 | 2750 | 8.5 | 8.2 | 7.8 |
| | | 50 + 50 | 3.40 | 3.40 | - | - | 3.0 | 6.8 | 7.7 | 550 | 1860 | 2750 | 8.5 | 8.2 | 7.8 |
| | 50 + 60 | 3.09 | 3.71 | - | - | 3.0 | 6.8 | 7.7 | 550 | 1860 | 2750 | 8.5 | 8.2 | 7.8 | |
| | 60 + 60 | 3.40 | 3.40 | - | - | 3.0 | 6.8 | 7.7 | 550 | 1860 | 2750 | 8.5 | 8.2 | 7.8 | |
| | 3 room | 20 + 20 + 20 | 2.00 | 2.00 | 2.00 | - | 3.7 | 6.0 | 8.2 | 670 | 1300 | 2750 | 6.0 | 5.7 | 5.5 |
| | | 20 + 20 + 25 | 2.00 | 2.00 | 2.50 | - | 3.7 | 6.5 | 8.2 | 670 | 1450 | 2750 | 6.7 | 6.4 | 6.1 |
| | | 20 + 20 + 35 | 1.84 | 1.84 | 3.22 | - | 3.7 | 6.9 | 8.2 | 670 | 1670 | 2750 | 7.7 | 7.3 | 7.0 |
| | | 20 + 20 + 50 | 1.53 | 1.53 | 3.83 | - | 3.7 | 6.9 | 8.2 | 670 | 1670 | 2750 | 7.7 | 7.3 | 7.0 |
| | | 20 + 20 + 60 | 1.38 | 1.38 | 4.14 | - | 3.7 | 6.9 | 8.2 | 670 | 1670 | 2750 | 7.7 | 7.3 | 7.0 |
| | | 20 + 25 + 25 | 1.94 | 2.43 | 2.43 | - | 3.7 | 6.8 | 8.2 | 670 | 1610 | 2750 | 7.4 | 7.1 | 6.8 |
| | | 20 + 25 + 35 | 1.73 | 2.16 | 3.02 | - | 3.7 | 6.9 | 8.2 | 670 | 1670 | 2750 | 7.7 | 7.3 | 7.0 |
| | | 20 + 25 + 50 | 1.45 | 1.82 | 3.63 | - | 3.7 | 6.9 | 8.2 | 670 | 1670 | 2750 | 7.7 | 7.3 | 7.0 |
| | | 20 + 25 + 60 | 1.31 | 1.64 | 3.94 | - | 3.7 | 6.9 | 8.2 | 670 | 1670 | 2750 | 7.7 | 7.3 | 7.0 |
| | | 20 + 35 + 35 | 1.53 | 2.68 | 2.68 | - | 3.7 | 6.9 | 8.2 | 670 | 1670 | 2750 | 7.7 | 7.3 | 7.0 |
| | | 20 + 35 + 50 | 1.31 | 2.30 | 3.29 | - | 3.7 | 6.9 | 8.2 | 670 | 1670 | 2750 | 7.7 | 7.3 | 7.0 |
| | | 20 + 35 + 60 | 1.20 | 2.10 | 3.60 | - | 3.7 | 6.9 | 8.2 | 670 | 1670 | 2750 | 7.7 | 7.3 | 7.0 |
| | | 20 + 50 + 50 | 1.15 | 2.88 | 2.88 | - | 3.7 | 6.9 | 8.2 | 670 | 1670 | 2750 | 7.7 | 7.3 | 7.0 |
| | | 25 + 25 + 25 | 2.30 | 2.30 | 2.30 | - | 3.7 | 6.9 | 8.2 | 670 | 1670 | 2750 | 7.7 | 7.3 | 7.0 |
| | | 25 + 25 + 35 | 2.03 | 2.03 | 2.84 | - | 3.7 | 6.9 | 8.2 | 670 | 1670 | 2750 | 7.7 | 7.3 | 7.0 |
| | | 25 + 25 + 50 | 1.73 | 1.73 | 3.45 | - | 3.7 | 6.9 | 8.2 | 670 | 1670 | 2750 | 7.7 | 7.3 | 7.0 |
| | 25 + 25 + 60 | 1.57 | 1.57 | 3.76 | - | 3.7 | 6.9 | 8.2 | 670 | 1670 | 2750 | 7.7 | 7.3 | 7.0 | |
| | 25 + 35 + 35 | 1.82 | 2.54 | 2.54 | - | 3.7 | 6.9 | 8.2 | 670 | 1670 | 2750 | 7.7 | 7.3 | 7.0 | |
| 25 + 35 + 50 | 1.57 | 2.20 | 3.14 | - | 3.7 | 6.9 | 8.2 | 670 | 1670 | 2750 | 7.7 | 7.3 | 7.0 | | |
| 25 + 35 + 60 | 1.44 | 2.01 | 3.45 | - | 3.7 | 6.9 | 8.2 | 670 | 1670 | 2750 | 7.7 | 7.3 | 7.0 | | |
| 25 + 50 + 50 | 1.38 | 2.76 | 2.76 | - | 3.7 | 6.9 | 8.2 | 670 | 1670 | 2750 | 7.7 | 7.3 | 7.0 | | |
| 35 + 35 + 35 | 2.30 | 2.30 | 2.30 | - | 3.7 | 6.9 | 8.2 | 670 | 1670 | 2750 | 7.7 | 7.3 | 7.0 | | |
| 35 + 35 + 50 | 2.01 | 2.01 | 2.88 | - | 3.7 | 6.9 | 8.2 | 670 | 1670 | 2750 | 7.7 | 7.3 | 7.0 | | |
| 4 room | 20 + 20 + 20 + 20 | 1.73 | 1.73 | 1.73 | 1.73 | 4.4 | 6.9 | 8.8 | 890 | 1550 | 2750 | 7.1 | 6.8 | 6.5 | |
| | 20 + 20 + 20 + 25 | 1.62 | 1.62 | 1.62 | 2.03 | 4.4 | 6.9 | 8.8 | 890 | 1550 | 2750 | 7.1 | 6.8 | 6.5 | |
| | 20 + 20 + 20 + 35 | 1.49 | 1.49 | 1.49 | 2.62 | 4.4 | 7.1 | 8.8 | 890 | 1580 | 2750 | 7.3 | 6.9 | 6.6 | |
| | 20 + 20 + 20 + 50 | 1.29 | 1.29 | 1.29 | 3.23 | 4.4 | 7.1 | 8.8 | 890 | 1580 | 2750 | 7.3 | 6.9 | 6.6 | |
| | 20 + 20 + 20 + 60 | 1.18 | 1.18 | 1.18 | 3.55 | 4.4 | 7.1 | 8.8 | 890 | 1580 | 2750 | 7.3 | 6.9 | 6.6 | |
| | 20 + 20 + 25 + 25 | 1.53 | 1.53 | 1.92 | 1.92 | 4.4 | 6.9 | 8.8 | 890 | 1550 | 2750 | 7.1 | 6.8 | 6.5 | |
| | 20 + 20 + 25 + 35 | 1.42 | 1.42 | 1.78 | 2.49 | 4.4 | 7.1 | 8.8 | 890 | 1580 | 2750 | 7.3 | 6.9 | 6.6 | |
| | 20 + 20 + 25 + 50 | 1.23 | 1.23 | 1.54 | 3.09 | 4.4 | 7.1 | 8.8 | 890 | 1580 | 2750 | 7.3 | 6.9 | 6.6 | |
| | 20 + 20 + 25 + 60 | 1.14 | 1.14 | 1.42 | 3.41 | 4.4 | 7.1 | 8.8 | 890 | 1580 | 2750 | 7.3 | 6.9 | 6.6 | |
| | 20 + 20 + 35 + 35 | 1.29 | 1.29 | 2.26 | 2.26 | 4.4 | 7.1 | 8.8 | 890 | 1580 | 2750 | 7.3 | 6.9 | 6.6 | |
| | 20 + 20 + 35 + 50 | 1.14 | 1.14 | 1.99 | 2.84 | 4.4 | 7.1 | 8.8 | 890 | 1580 | 2750 | 7.3 | 6.9 | 6.6 | |
| | 20 + 25 + 25 + 25 | 1.49 | 1.87 | 1.87 | 1.87 | 4.4 | 7.1 | 8.8 | 890 | 1580 | 2750 | 7.3 | 6.9 | 6.6 | |
| | 20 + 25 + 25 + 35 | 1.35 | 1.69 | 1.69 | 2.37 | 4.4 | 7.1 | 8.8 | 890 | 1580 | 2750 | 7.3 | 6.9 | 6.6 | |
| | 20 + 25 + 25 + 50 | 1.18 | 1.48 | 1.48 | 2.96 | 4.4 | 7.1 | 8.8 | 890 | 1580 | 2750 | 7.3 | 6.9 | 6.6 | |
| | 20 + 25 + 35 + 35 | 1.23 | 1.54 | 2.16 | 2.16 | 4.4 | 7.1 | 8.8 | 890 | 1580 | 2750 | 7.3 | 6.9 | 6.6 | |
| | 20 + 35 + 35 + 35 | 1.14 | 1.99 | 1.99 | 1.99 | 4.4 | 7.1 | 8.8 | 890 | 1580 | 2750 | 7.3 | 6.9 | 6.6 | |
| 25 + 25 + 25 + 25 | 1.78 | 1.78 | 1.78 | 1.78 | 4.4 | 7.1 | 8.8 | 890 | 1580 | 2750 | 7.3 | 6.9 | 6.6 | | |
| 25 + 25 + 25 + 35 | 1.61 | 1.61 | 1.61 | 2.26 | 4.4 | 7.1 | 8.8 | 890 | 1580 | 2750 | 7.3 | 6.9 | 6.6 | | |
| 25 + 25 + 25 + 50 | 1.42 | 1.42 | 1.42 | 2.84 | 4.4 | 7.1 | 8.8 | 890 | 1580 | 2750 | 7.3 | 6.9 | 6.6 | | |
| 25 + 25 + 35 + 35 | 1.48 | 1.48 | 2.07 | 2.07 | 4.4 | 7.1 | 8.8 | 890 | 1580 | 2750 | 7.3 | 6.9 | 6.6 | | |

SCM71ZM-S1 Table of Indoor unit combination with other indoor unit

| Indoor unit combination | | Heating capacity (kW) | | | | | | | Power consumption(W) | | | Standard current(A) | | | |
|-------------------------|--------|-----------------------|------|------|-----|----------------|----------|------|----------------------|----------|------|---------------------|------|------|------|
| | | Room heating capacity | | | | Total capacity | | | Min. | Standard | Max. | 220V | 230V | 240V | |
| | | A | B | C | D | Min. | Standard | Max. | | | | | | | |
| Heating operation | 1 room | 20 | 3.0 | - | - | - | 1.5 | 3.0 | 3.5 | 600 | 1060 | 1330 | 4.9 | 4.7 | 4.5 |
| | | 25 | 3.4 | - | - | - | 1.5 | 3.4 | 4.0 | 600 | 1220 | 1510 | 5.6 | 5.4 | 5.1 |
| | | 35 | 4.5 | - | - | - | 1.5 | 4.5 | 4.8 | 600 | 1510 | 1790 | 6.9 | 6.6 | 6.4 |
| | | 50 | 5.8 | - | - | - | 1.5 | 5.8 | 6.2 | 600 | 1950 | 2310 | 9.0 | 8.6 | 8.2 |
| | | 60 | 6.8 | - | - | - | 1.5 | 6.8 | 7.1 | 600 | 2240 | 2660 | 10.3 | 9.8 | 9.4 |
| | 2 room | 20 + 20 | 2.70 | 2.70 | - | - | 2.1 | 5.4 | 7.0 | 630 | 1370 | 1870 | 6.3 | 6.0 | 5.8 |
| | | 20 + 25 | 2.62 | 3.28 | - | - | 2.1 | 5.9 | 7.3 | 630 | 1560 | 2130 | 7.2 | 6.9 | 6.6 |
| | | 20 + 35 | 2.51 | 4.39 | - | - | 2.1 | 6.9 | 7.9 | 630 | 1950 | 2650 | 9.0 | 8.6 | 8.2 |
| | | 20 + 50 | 2.34 | 5.86 | - | - | 2.1 | 8.2 | 8.3 | 630 | 2490 | 3350 | 11.4 | 10.9 | 10.5 |
| | | 20 + 60 | 2.05 | 6.15 | - | - | 2.1 | 8.2 | 8.3 | 630 | 2490 | 3350 | 11.4 | 10.9 | 10.5 |
| | | 25 + 25 | 3.20 | 3.20 | - | - | 2.1 | 6.4 | 7.7 | 630 | 1740 | 2480 | 8.0 | 7.6 | 7.3 |
| | | 25 + 35 | 3.08 | 4.32 | - | - | 2.1 | 7.4 | 8.2 | 630 | 2130 | 2910 | 9.8 | 9.4 | 9.0 |
| | | 25 + 50 | 2.73 | 5.47 | - | - | 2.1 | 8.2 | 8.3 | 630 | 2490 | 3350 | 11.4 | 10.9 | 10.5 |
| | | 25 + 60 | 2.41 | 5.79 | - | - | 2.1 | 8.2 | 8.3 | 630 | 2490 | 3350 | 11.4 | 10.9 | 10.5 |
| | | 35 + 35 | 4.10 | 4.10 | - | - | 2.1 | 8.2 | 8.3 | 630 | 2490 | 3350 | 11.4 | 10.9 | 10.5 |
| | | 35 + 50 | 3.38 | 4.82 | - | - | 2.1 | 8.2 | 8.3 | 630 | 2490 | 3350 | 11.4 | 10.9 | 10.5 |
| 35 + 60 | 3.02 | 5.18 | - | - | 2.1 | 8.2 | 8.3 | 630 | 2490 | 3350 | 11.4 | 10.9 | 10.5 | | |

COMBINATIONS

| Indoor unit combination | | Heating capacity (kW) | | | | | | | Power consumption(W) | | | Standard current(A) | | | | |
|-------------------------|-------------------|-----------------------|-------------------|------|------|----------------|----------|------|----------------------|----------|------|---------------------|------|------|------|-----|
| | | Room heating capacity | | | | Total capacity | | | Min. | Standard | Max. | 220V | 230V | 240V | | |
| | | A | B | C | D | Min. | Standard | Max. | | | | | | | | |
| Heating operation | 2 room | 50 + 50 | 4.10 | 4.10 | - | - | 2.1 | 8.2 | 8.3 | 630 | 2490 | 3350 | 11.4 | 10.9 | 10.5 | |
| | | 50 + 60 | 3.73 | 4.47 | - | - | 2.1 | 8.2 | 8.3 | 630 | 2490 | 3350 | 11.4 | 10.9 | 10.5 | |
| | | 60 + 60 | 4.10 | 4.10 | - | - | 2.1 | 8.2 | 8.3 | 630 | 2490 | 3350 | 11.4 | 10.9 | 10.5 | |
| | 3 room | 20 + 20 + 20 | 2.57 | 2.57 | 2.57 | - | 3.2 | 7.7 | 8.9 | 660 | 1870 | 3350 | 8.6 | 8.2 | 7.9 | |
| | | 20 + 20 + 25 | 2.46 | 2.46 | 3.08 | - | 3.2 | 8.0 | 8.9 | 660 | 1970 | 3350 | 9.0 | 8.7 | 8.3 | |
| | | 20 + 20 + 35 | 2.24 | 2.24 | 3.92 | - | 3.2 | 8.4 | 8.9 | 660 | 2100 | 3350 | 9.6 | 9.2 | 8.8 | |
| | | 20 + 20 + 50 | 1.87 | 1.87 | 4.67 | - | 3.2 | 8.4 | 8.9 | 660 | 2100 | 3350 | 9.6 | 9.2 | 8.8 | |
| | | 20 + 20 + 60 | 1.68 | 1.68 | 5.04 | - | 3.2 | 8.4 | 8.9 | 660 | 2100 | 3350 | 9.6 | 9.2 | 8.8 | |
| | | 20 + 25 + 25 | 2.34 | 2.93 | 2.93 | - | 3.2 | 8.2 | 8.9 | 660 | 2030 | 3350 | 9.3 | 8.9 | 8.5 | |
| | | 20 + 25 + 35 | 2.10 | 2.63 | 3.68 | - | 3.2 | 8.4 | 8.9 | 660 | 2100 | 3350 | 9.6 | 9.2 | 8.8 | |
| | | 20 + 25 + 50 | 1.77 | 2.21 | 4.42 | - | 3.2 | 8.4 | 8.9 | 660 | 2100 | 3350 | 9.6 | 9.2 | 8.8 | |
| | | 20 + 25 + 60 | 1.60 | 2.00 | 4.80 | - | 3.2 | 8.4 | 8.9 | 660 | 2100 | 3350 | 9.6 | 9.2 | 8.8 | |
| | | 20 + 35 + 35 | 1.87 | 3.27 | 3.27 | - | 3.2 | 8.4 | 8.9 | 660 | 2100 | 3350 | 9.6 | 9.2 | 8.8 | |
| | | 20 + 35 + 50 | 1.60 | 2.80 | 4.00 | - | 3.2 | 8.4 | 8.9 | 660 | 2100 | 3350 | 9.6 | 9.2 | 8.8 | |
| | | 20 + 35 + 60 | 1.46 | 2.56 | 4.38 | - | 3.2 | 8.4 | 8.9 | 660 | 2100 | 3350 | 9.6 | 9.2 | 8.8 | |
| | | 20 + 50 + 50 | 1.40 | 3.50 | 3.50 | - | 3.2 | 8.4 | 8.9 | 660 | 2100 | 3350 | 9.6 | 9.2 | 8.8 | |
| | | 25 + 25 + 25 | 2.80 | 2.80 | 2.80 | - | 3.2 | 8.4 | 8.9 | 660 | 2100 | 3350 | 9.6 | 9.2 | 8.8 | |
| | | 25 + 25 + 35 | 2.47 | 2.47 | 3.46 | - | 3.2 | 8.4 | 8.9 | 660 | 2100 | 3350 | 9.6 | 9.2 | 8.8 | |
| | | 25 + 25 + 50 | 2.10 | 2.10 | 4.20 | - | 3.2 | 8.4 | 8.9 | 660 | 2100 | 3350 | 9.6 | 9.2 | 8.8 | |
| | | 25 + 25 + 60 | 1.91 | 1.91 | 4.58 | - | 3.2 | 8.4 | 8.9 | 660 | 2100 | 3350 | 9.6 | 9.2 | 8.8 | |
| | | 25 + 35 + 35 | 2.21 | 3.09 | 3.09 | - | 3.2 | 8.4 | 8.9 | 660 | 2100 | 3350 | 9.6 | 9.2 | 8.8 | |
| | | 25 + 35 + 50 | 1.91 | 2.67 | 3.82 | - | 3.2 | 8.4 | 8.9 | 660 | 2100 | 3350 | 9.6 | 9.2 | 8.8 | |
| | | 25 + 35 + 60 | 1.75 | 2.45 | 4.20 | - | 3.2 | 8.4 | 8.9 | 660 | 2100 | 3350 | 9.6 | 9.2 | 8.8 | |
| | | 25 + 50 + 50 | 1.68 | 3.36 | 3.36 | - | 3.2 | 8.4 | 8.9 | 660 | 2100 | 3350 | 9.6 | 9.2 | 8.8 | |
| | | 35 + 35 + 35 | 2.80 | 2.80 | 2.80 | - | 3.2 | 8.4 | 8.9 | 660 | 2100 | 3350 | 9.6 | 9.2 | 8.8 | |
| | | 35 + 35 + 50 | 2.45 | 2.45 | 3.50 | - | 3.2 | 8.4 | 8.9 | 660 | 2100 | 3350 | 9.6 | 9.2 | 8.8 | |
| | | 4 room | 20 + 20 + 20 + 20 | 2.10 | 2.10 | 2.10 | 2.10 | 3.6 | 8.4 | 9.1 | 800 | 2010 | 3350 | 9.2 | 8.8 | 8.5 |
| | | | 20 + 20 + 20 + 25 | 1.98 | 1.98 | 1.98 | 2.47 | 3.6 | 8.4 | 9.1 | 800 | 2010 | 3350 | 9.2 | 8.8 | 8.5 |
| | | | 20 + 20 + 20 + 35 | 1.79 | 1.79 | 1.79 | 3.13 | 3.6 | 8.5 | 9.1 | 800 | 2030 | 3350 | 9.3 | 8.9 | 8.5 |
| | | | 20 + 20 + 20 + 50 | 1.56 | 1.56 | 1.56 | 3.91 | 3.6 | 8.6 | 9.1 | 800 | 2050 | 3350 | 9.4 | 9.0 | 8.6 |
| | 20 + 20 + 20 + 60 | | 1.43 | 1.43 | 1.43 | 4.30 | 3.6 | 8.6 | 9.1 | 800 | 2050 | 3350 | 9.4 | 9.0 | 8.6 | |
| | 20 + 20 + 25 + 25 | | 1.89 | 1.89 | 2.36 | 2.36 | 3.6 | 8.5 | 9.1 | 800 | 2030 | 3350 | 9.3 | 8.9 | 8.5 | |
| | 20 + 20 + 25 + 35 | | 1.70 | 1.70 | 2.13 | 2.98 | 3.6 | 8.5 | 9.1 | 800 | 2030 | 3350 | 9.3 | 8.9 | 8.5 | |
| | 20 + 20 + 25 + 50 | | 1.50 | 1.50 | 1.87 | 3.74 | 3.6 | 8.6 | 9.1 | 800 | 2050 | 3350 | 9.4 | 9.0 | 8.6 | |
| | 20 + 20 + 25 + 60 | | 1.38 | 1.38 | 1.72 | 4.13 | 3.6 | 8.6 | 9.1 | 800 | 2050 | 3350 | 9.4 | 9.0 | 8.6 | |
| | 20 + 20 + 35 + 35 | | 1.56 | 1.56 | 2.74 | 2.74 | 3.6 | 8.6 | 9.1 | 800 | 2050 | 3350 | 9.4 | 9.0 | 8.6 | |
| | 20 + 20 + 35 + 50 | | 1.38 | 1.38 | 2.41 | 3.44 | 3.6 | 8.6 | 9.1 | 800 | 2050 | 3350 | 9.4 | 9.0 | 8.6 | |
| | 20 + 25 + 25 + 25 | | 1.79 | 2.24 | 2.24 | 2.24 | 3.6 | 8.5 | 9.1 | 800 | 2030 | 3350 | 9.3 | 8.9 | 8.5 | |
| | 20 + 25 + 25 + 35 | | 1.64 | 2.05 | 2.05 | 2.87 | 3.6 | 8.6 | 9.1 | 800 | 2050 | 3350 | 9.4 | 9.0 | 8.6 | |
| | 20 + 25 + 25 + 50 | | 1.43 | 1.79 | 1.79 | 3.58 | 3.6 | 8.6 | 9.1 | 800 | 2050 | 3350 | 9.4 | 9.0 | 8.6 | |
| | 20 + 25 + 35 + 35 | | 1.50 | 1.87 | 2.62 | 2.62 | 3.6 | 8.6 | 9.1 | 800 | 2050 | 3350 | 9.4 | 9.0 | 8.6 | |
| | 20 + 35 + 35 + 35 | | 1.38 | 2.41 | 2.41 | 2.41 | 3.6 | 8.6 | 9.1 | 800 | 2050 | 3350 | 9.4 | 9.0 | 8.6 | |
| | 25 + 25 + 25 + 25 | | 2.13 | 2.13 | 2.13 | 2.13 | 3.6 | 8.5 | 9.1 | 800 | 2030 | 3350 | 9.3 | 8.9 | 8.5 | |
| | 25 + 25 + 25 + 35 | | 1.95 | 1.95 | 1.95 | 2.74 | 3.6 | 8.6 | 9.1 | 800 | 2050 | 3350 | 9.4 | 9.0 | 8.6 | |
| | 25 + 25 + 25 + 50 | | 1.72 | 1.72 | 1.72 | 3.44 | 3.6 | 8.6 | 9.1 | 800 | 2050 | 3350 | 9.4 | 9.0 | 8.6 | |
| 25 + 25 + 35 + 35 | 1.79 | | 1.79 | 2.51 | 2.51 | 3.6 | 8.6 | 9.1 | 800 | 2050 | 3350 | 9.4 | 9.0 | 8.6 | | |

| Indoor unit combination | | Cooling capacity (kW) | | | | | | | Power consumption(W) | | | Standard current(A) | | | |
|-------------------------|--------------|-----------------------|------|------|------|----------------|----------|------|----------------------|----------|------|---------------------|------|------|-----|
| | | Room cooling capacity | | | | Total capacity | | | Min. | Standard | Max. | 220V | 230V | 240V | |
| | | A | B | C | D | Min. | Standard | Max. | | | | | | | |
| Cooling operation | 1 room | 20 | 2.0 | - | - | - | 1.8 | 2.0 | 2.7 | 480 | 530 | 950 | 2.4 | 2.3 | 2.2 |
| | | 25 | 2.5 | - | - | - | 1.8 | 2.5 | 3.2 | 480 | 730 | 1080 | 3.4 | 3.2 | 3.1 |
| | | 35 | 3.5 | - | - | - | 1.8 | 3.5 | 3.7 | 480 | 1120 | 1240 | 5.1 | 4.9 | 4.7 |
| | | 50 | 5.0 | - | - | - | 1.8 | 5.0 | 5.8 | 480 | 1710 | 2100 | 7.9 | 7.5 | 7.2 |
| | | 60 | 6.0 | - | - | - | 1.8 | 6.0 | 6.7 | 480 | 2140 | 2700 | 9.8 | 9.4 | 9.0 |
| | 2 room | 20 + 20 | 2.00 | 2.00 | - | - | 3.0 | 4.0 | 5.8 | 550 | 930 | 1910 | 4.3 | 4.1 | 3.9 |
| | | 20 + 25 | 2.00 | 2.50 | - | - | 3.0 | 4.5 | 6.1 | 550 | 1170 | 2060 | 5.4 | 5.1 | 4.9 |
| | | 20 + 35 | 2.00 | 3.50 | - | - | 3.0 | 5.5 | 6.6 | 550 | 1590 | 2320 | 7.3 | 7.0 | 6.7 |
| | | 20 + 50 | 1.94 | 4.86 | - | - | 3.0 | 6.8 | 7.3 | 550 | 2150 | 2750 | 9.9 | 9.4 | 9.0 |
| | | 20 + 60 | 1.70 | 5.10 | - | - | 3.0 | 6.8 | 7.3 | 550 | 2150 | 2750 | 9.9 | 9.4 | 9.0 |
| | | 25 + 25 | 2.50 | 2.50 | - | - | 3.0 | 5.0 | 6.5 | 550 | 1360 | 2270 | 6.2 | 6.0 | 5.7 |
| | | 25 + 35 | 2.46 | 3.44 | - | - | 3.0 | 5.9 | 6.8 | 550 | 1780 | 2470 | 8.2 | 7.8 | 7.5 |
| | | 25 + 50 | 2.27 | 4.53 | - | - | 3.0 | 6.8 | 7.3 | 550 | 2150 | 2750 | 9.9 | 9.4 | 9.0 |
| | | 25 + 60 | 2.00 | 4.80 | - | - | 3.0 | 6.8 | 7.3 | 550 | 2150 | 2750 | 9.9 | 9.4 | 9.0 |
| | | 35 + 35 | 3.40 | 3.40 | - | - | 3.0 | 6.8 | 7.2 | 550 | 2150 | 2680 | 9.9 | 9.4 | 9.0 |
| | | 35 + 50 | 2.80 | 4.00 | - | - | 3.0 | 6.8 | 7.3 | 550 | 2150 | 2750 | 9.9 | 9.4 | 9.0 |
| | | 35 + 60 | 2.51 | 4.29 | - | - | 3.0 | 6.8 | 7.3 | 550 | 2150 | 2750 | 9.9 | 9.4 | 9.0 |
| | | 50 + 50 | 3.40 | 3.40 | - | - | 3.0 | 6.8 | 7.3 | 550 | 2150 | 2750 | 9.9 | 9.4 | 9.0 |
| | | 50 + 60 | 3.09 | 3.71 | - | - | 3.0 | 6.8 | 7.3 | 550 | 2150 | 2750 | 9.9 | 9.4 | 9.0 |
| | | 60 + 60 | 3.40 | 3.40 | - | - | 3.0 | 6.8 | 7.3 | 550 | 2150 | 2750 | 9.9 | 9.4 | 9.0 |
| | 3 room | 20 + 20 + 20 | 2.00 | 2.00 | 2.00 | - | 3.7 | 6.0 | 7.8 | 670 | 1450 | 2750 | 6.7 | 6.4 | 6.1 |
| | | 20 + 20 + 25 | 2.00 | 2.00 | 2.50 | - | 3.7 | 6.5 | 7.8 | 670 | 1630 | 2750 | 7.5 | 7.2 | 6.9 |
| | | 20 + 20 + 35 | 1.84 | 1.84 | 3.22 | - | 3.7 | 6.9 | 7.8 | 670 | 1910 | 2750 | 8.8 | 8.4 | 8.0 |
| | | 20 + 20 + 50 | 1.53 | 1.53 | 3.83 | - | 3.7 | 6.9 | 7.8 | 670 | 1910 | 2750 | 8.8 | 8.4 | 8.0 |
| | | 20 + 20 + 60 | 1.38 | 1.38 | 4.14 | - | 3.7 | 6.9 | 7.8 | 670 | 1910 | 2750 | 8.8 | 8.4 | 8.0 |
| | | 20 + 25 + 25 | 1.94 | 2.43 | 2.43 | - | 3.7 | 6.8 | 7.8 | 670 | 1820 | 2750 | 8.4 | 8.0 | 7.7 |
| | 20 + 25 + 35 | 1.73 | 2.16 | 3.02 | - | 3.7 | 6.9 | 7.8 | 670 | 1910 | 2750 | 8.8 | 8.4 | 8.0 | |



MULTI-SPLIT SYSTEM

| Indoor unit combination | | Cooling capacity (kW) | | | | | | | Power consumption(W) | | | Standard current(A) | | | |
|-------------------------|--------------|-----------------------|------|------|------|----------------|----------|------|----------------------|----------|------|---------------------|------|------|-----|
| | | Room cooling capacity | | | | Total capacity | | | Min. | Standard | Max. | 220V | 230V | 240V | |
| | | A | B | C | D | Min. | Standard | Max. | | | | | | | |
| Cooling operation | 3 room | 20 + 25 + 50 | 1.45 | 1.82 | 3.63 | - | 3.7 | 6.9 | 7.8 | 670 | 1910 | 2750 | 8.8 | 8.4 | 8.0 |
| | | 20 + 25 + 60 | 1.31 | 1.64 | 3.94 | - | 3.7 | 6.9 | 7.8 | 670 | 1910 | 2750 | 8.8 | 8.4 | 8.0 |
| | | 20 + 35 + 35 | 1.53 | 2.68 | 2.68 | - | 3.7 | 6.9 | 7.8 | 670 | 1910 | 2750 | 8.8 | 8.4 | 8.0 |
| | | 20 + 35 + 50 | 1.31 | 2.30 | 3.29 | - | 3.7 | 6.9 | 7.8 | 670 | 1910 | 2750 | 8.8 | 8.4 | 8.0 |
| | | 20 + 35 + 60 | 1.20 | 2.10 | 3.60 | - | 3.7 | 6.9 | 7.8 | 670 | 1910 | 2750 | 8.8 | 8.4 | 8.0 |
| | | 20 + 50 + 50 | 1.15 | 2.88 | 2.88 | - | 3.7 | 6.9 | 7.8 | 670 | 1910 | 2750 | 8.8 | 8.4 | 8.0 |
| | | 25 + 25 + 25 | 2.30 | 2.30 | 2.30 | - | 3.7 | 6.9 | 7.8 | 670 | 1910 | 2750 | 8.8 | 8.4 | 8.0 |
| | | 25 + 25 + 35 | 2.03 | 2.03 | 2.84 | - | 3.7 | 6.9 | 7.8 | 670 | 1910 | 2750 | 8.8 | 8.4 | 8.0 |
| | | 25 + 25 + 50 | 1.73 | 1.73 | 3.45 | - | 3.7 | 6.9 | 7.8 | 670 | 1910 | 2750 | 8.8 | 8.4 | 8.0 |
| | | 25 + 25 + 60 | 1.57 | 1.57 | 3.76 | - | 3.7 | 6.9 | 7.8 | 670 | 1910 | 2750 | 8.8 | 8.4 | 8.0 |
| | | 25 + 35 + 35 | 1.82 | 2.54 | 2.54 | - | 3.7 | 6.9 | 7.8 | 670 | 1910 | 2750 | 8.8 | 8.4 | 8.0 |
| | | 25 + 35 + 50 | 1.57 | 2.20 | 3.14 | - | 3.7 | 6.9 | 7.8 | 670 | 1910 | 2750 | 8.8 | 8.4 | 8.0 |
| | 25 + 35 + 60 | 1.44 | 2.01 | 3.45 | - | 3.7 | 6.9 | 7.8 | 670 | 1910 | 2750 | 8.8 | 8.4 | 8.0 | |
| | 25 + 50 + 50 | 1.38 | 2.76 | 2.76 | - | 3.7 | 6.9 | 7.8 | 670 | 1910 | 2750 | 8.8 | 8.4 | 8.0 | |
| | 35 + 35 + 35 | 2.30 | 2.30 | 2.30 | - | 3.7 | 6.9 | 7.8 | 670 | 1910 | 2750 | 8.8 | 8.4 | 8.0 | |
| | 35 + 35 + 50 | 2.01 | 2.01 | 2.88 | - | 3.7 | 6.9 | 7.8 | 670 | 1910 | 2750 | 8.8 | 8.4 | 8.0 | |
| | 4 room | 20 + 20 + 20 + 20 | 1.73 | 1.73 | 1.73 | 1.73 | 4.4 | 6.9 | 8.3 | 890 | 1750 | 2750 | 8.0 | 7.7 | 7.4 |
| | | 20 + 20 + 20 + 25 | 1.62 | 1.62 | 1.62 | 2.03 | 4.4 | 6.9 | 8.3 | 890 | 1750 | 2750 | 8.0 | 7.7 | 7.4 |
| | | 20 + 20 + 20 + 35 | 1.49 | 1.49 | 1.49 | 2.62 | 4.4 | 7.1 | 8.3 | 890 | 1790 | 2750 | 8.2 | 7.9 | 7.5 |
| | | 20 + 20 + 20 + 50 | 1.29 | 1.29 | 1.29 | 3.23 | 4.4 | 7.1 | 8.3 | 890 | 1790 | 2750 | 8.2 | 7.9 | 7.5 |
| | | 20 + 20 + 20 + 60 | 1.18 | 1.18 | 1.18 | 3.55 | 4.4 | 7.1 | 8.3 | 890 | 1790 | 2750 | 8.2 | 7.9 | 7.5 |
| | | 20 + 20 + 25 + 25 | 1.53 | 1.53 | 1.92 | 1.92 | 4.4 | 6.9 | 8.3 | 890 | 1750 | 2750 | 8.0 | 7.7 | 7.4 |
| | | 20 + 20 + 25 + 35 | 1.42 | 1.42 | 1.78 | 2.49 | 4.4 | 7.1 | 8.3 | 890 | 1790 | 2750 | 8.2 | 7.9 | 7.5 |
| | | 20 + 20 + 25 + 50 | 1.23 | 1.23 | 1.54 | 3.09 | 4.4 | 7.1 | 8.3 | 890 | 1790 | 2750 | 8.2 | 7.9 | 7.5 |
| | | 20 + 20 + 25 + 60 | 1.14 | 1.14 | 1.42 | 3.41 | 4.4 | 7.1 | 8.3 | 890 | 1790 | 2750 | 8.2 | 7.9 | 7.5 |
| | | 20 + 20 + 35 + 35 | 1.29 | 1.29 | 2.26 | 2.26 | 4.4 | 7.1 | 8.3 | 890 | 1790 | 2750 | 8.2 | 7.9 | 7.5 |
| | | 20 + 20 + 35 + 50 | 1.14 | 1.14 | 1.99 | 2.84 | 4.4 | 7.1 | 8.3 | 890 | 1790 | 2750 | 8.2 | 7.9 | 7.5 |
| | | 20 + 25 + 25 + 25 | 1.49 | 1.87 | 1.87 | 1.87 | 4.4 | 7.1 | 8.3 | 890 | 1790 | 2750 | 8.2 | 7.9 | 7.5 |
| | | 20 + 25 + 25 + 35 | 1.35 | 1.69 | 1.69 | 2.37 | 4.4 | 7.1 | 8.3 | 890 | 1790 | 2750 | 8.2 | 7.9 | 7.5 |
| | | 20 + 25 + 25 + 50 | 1.18 | 1.48 | 1.48 | 2.96 | 4.4 | 7.1 | 8.3 | 890 | 1790 | 2750 | 8.2 | 7.9 | 7.5 |
| | | 20 + 25 + 35 + 35 | 1.23 | 1.54 | 2.16 | 2.16 | 4.4 | 7.1 | 8.3 | 890 | 1790 | 2750 | 8.2 | 7.9 | 7.5 |
| | | 20 + 35 + 35 + 35 | 1.14 | 1.99 | 1.99 | 1.99 | 4.4 | 7.1 | 8.3 | 890 | 1790 | 2750 | 8.2 | 7.9 | 7.5 |
| | | 25 + 25 + 25 + 25 | 1.78 | 1.78 | 1.78 | 1.78 | 4.4 | 7.1 | 8.3 | 890 | 1790 | 2750 | 8.2 | 7.9 | 7.5 |
| | | 25 + 25 + 25 + 35 | 1.61 | 1.61 | 1.61 | 2.26 | 4.4 | 7.1 | 8.3 | 890 | 1790 | 2750 | 8.2 | 7.9 | 7.5 |
| | | 25 + 25 + 25 + 50 | 1.42 | 1.42 | 1.42 | 2.84 | 4.4 | 7.1 | 8.3 | 890 | 1790 | 2750 | 8.2 | 7.9 | 7.5 |
| 25 + 25 + 35 + 35 | | 1.48 | 1.48 | 2.07 | 2.07 | 4.4 | 7.1 | 8.3 | 890 | 1790 | 2750 | 8.2 | 7.9 | 7.5 | |

SCM80ZM-S1 Table of Indoor unit combination only with SRK-ZSX type

| Indoor unit combination | | Heating capacity (kW) | | | | | | | Power consumption(W) | | | Standard current(A) | | | |
|-------------------------|--------|-----------------------|------|------|------|----------------|----------|------|----------------------|----------|------|---------------------|------|------|------|
| | | Room heating capacity | | | | Total capacity | | | Min. | Standard | Max. | 220V | 230V | 240V | |
| | | A | B | C | D | Min. | Standard | Max. | | | | | | | |
| Heating operation | 1 room | 20 | 3.0 | - | - | - | 1.5 | 3.0 | 3.7 | 600 | 840 | 1330 | 3.9 | 3.7 | 3.5 |
| | | 25 | 3.4 | - | - | - | 1.5 | 3.4 | 4.2 | 600 | 1000 | 1510 | 4.6 | 4.4 | 4.2 |
| | | 35 | 4.5 | - | - | - | 1.5 | 4.5 | 5.0 | 600 | 1330 | 1790 | 6.1 | 5.8 | 5.6 |
| | | 50 | 5.8 | - | - | - | 1.5 | 5.8 | 6.5 | 600 | 1780 | 2310 | 8.2 | 7.8 | 7.5 |
| | | 60 | 6.8 | - | - | - | 1.5 | 6.8 | 7.5 | 600 | 2100 | 2660 | 9.6 | 9.2 | 8.8 |
| | 2 room | 20 + 20 | 2.70 | 2.70 | - | - | 2.1 | 5.4 | 7.4 | 630 | 1340 | 1870 | 6.2 | 5.9 | 5.6 |
| | | 20 + 25 | 2.62 | 3.28 | - | - | 2.1 | 5.9 | 7.7 | 630 | 1530 | 2130 | 7.0 | 6.7 | 6.4 |
| | | 20 + 35 | 2.51 | 4.39 | - | - | 2.1 | 6.9 | 8.3 | 630 | 1910 | 2650 | 8.8 | 8.4 | 8.0 |
| | | 20 + 50 | 2.37 | 5.93 | - | - | 2.1 | 8.3 | 8.8 | 630 | 2460 | 3430 | 11.3 | 10.8 | 10.4 |
| | | 20 + 60 | 2.08 | 6.23 | - | - | 2.1 | 8.3 | 8.8 | 630 | 2460 | 3430 | 11.3 | 10.8 | 10.4 |
| | | 25 + 25 | 3.20 | 3.20 | - | - | 2.1 | 6.4 | 8.1 | 630 | 1700 | 2480 | 7.8 | 7.5 | 7.2 |
| | | 25 + 35 | 3.08 | 4.32 | - | - | 2.1 | 7.4 | 8.6 | 630 | 2090 | 2910 | 9.6 | 9.2 | 8.8 |
| | | 25 + 50 | 2.77 | 5.53 | - | - | 2.1 | 8.3 | 8.8 | 630 | 2460 | 3430 | 11.3 | 10.8 | 10.4 |
| | | 25 + 60 | 2.44 | 5.86 | - | - | 2.1 | 8.3 | 8.8 | 630 | 2460 | 3430 | 11.3 | 10.8 | 10.4 |
| | | 35 + 35 | 4.15 | 4.15 | - | - | 2.1 | 8.3 | 8.8 | 630 | 2460 | 3430 | 11.3 | 10.8 | 10.4 |
| | | 35 + 50 | 3.42 | 4.88 | - | - | 2.1 | 8.3 | 8.8 | 630 | 2460 | 3430 | 11.3 | 10.8 | 10.4 |
| | | 35 + 60 | 3.06 | 5.24 | - | - | 2.1 | 8.3 | 8.8 | 630 | 2460 | 3430 | 11.3 | 10.8 | 10.4 |
| | | 50 + 50 | 4.15 | 4.15 | - | - | 2.1 | 8.3 | 8.8 | 630 | 2460 | 3430 | 11.3 | 10.8 | 10.4 |
| | | 50 + 60 | 3.77 | 4.53 | - | - | 2.1 | 8.3 | 8.8 | 630 | 2460 | 3430 | 11.3 | 10.8 | 10.4 |
| | | 60 + 60 | 4.15 | 4.15 | - | - | 2.1 | 8.3 | 8.8 | 630 | 2460 | 3430 | 11.3 | 10.8 | 10.4 |
| | 3 room | 20 + 20 + 20 | 2.57 | 2.57 | 2.57 | - | 3.2 | 7.7 | 9.3 | 660 | 1830 | 3430 | 8.4 | 8.0 | 7.7 |
| | | 20 + 20 + 25 | 2.46 | 2.46 | 3.08 | - | 3.2 | 8.0 | 9.3 | 660 | 1930 | 3430 | 8.9 | 8.5 | 8.1 |
| | | 20 + 20 + 35 | 2.27 | 2.27 | 3.97 | - | 3.2 | 8.5 | 9.3 | 660 | 2090 | 3430 | 9.6 | 9.2 | 8.8 |
| | | 20 + 20 + 50 | 2.00 | 2.00 | 5.00 | - | 3.2 | 9.0 | 9.3 | 660 | 2250 | 3430 | 10.3 | 9.9 | 9.5 |
| | | 20 + 20 + 60 | 1.80 | 1.80 | 5.40 | - | 3.2 | 9.0 | 9.3 | 660 | 2250 | 3430 | 10.3 | 9.9 | 9.5 |
| | | 20 + 25 + 25 | 2.34 | 2.93 | 2.93 | - | 3.2 | 8.2 | 9.3 | 660 | 1990 | 3430 | 9.1 | 8.7 | 8.4 |
| | | 20 + 25 + 35 | 2.20 | 2.75 | 3.85 | - | 3.2 | 8.8 | 9.3 | 660 | 2180 | 3430 | 10.0 | 9.6 | 9.2 |
| | | 20 + 25 + 50 | 1.89 | 2.37 | 4.74 | - | 3.2 | 9.0 | 9.3 | 660 | 2250 | 3430 | 10.3 | 9.9 | 9.5 |
| | | 20 + 25 + 60 | 1.71 | 2.14 | 5.14 | - | 3.2 | 9.0 | 9.3 | 660 | 2250 | 3430 | 10.3 | 9.9 | 9.5 |
| | | 20 + 35 + 35 | 2.00 | 3.50 | 3.50 | - | 3.2 | 9.0 | 9.3 | 660 | 2250 | 3430 | 10.3 | 9.9 | 9.5 |
| | | 20 + 35 + 50 | 1.71 | 3.00 | 4.29 | - | 3.2 | 9.0 | 9.3 | 660 | 2250 | 3430 | 10.3 | 9.9 | 9.5 |
| | | 20 + 35 + 60 | 1.57 | 2.74 | 4.70 | - | 3.2 | 9.0 | 9.3 | 660 | 2250 | 3430 | 10.3 | 9.9 | 9.5 |
| | | 20 + 50 + 50 | 1.50 | 3.75 | 3.75 | - | 3.2 | 9.0 | 9.3 | 660 | 2250 | 3430 | 10.3 | 9.9 | 9.5 |
| | | 20 + 50 + 60 | 1.38 | 3.46 | 4.15 | - | 3.2 | 9.0 | 9.3 | 660 | 2250 | 3430 | 10.3 | 9.9 | 9.5 |

COMBINATIONS

| Indoor unit combination | | Heating capacity (kW) | | | | | | Power consumption(W) | | | Standard current(A) | | | | |
|-------------------------|--------------|-----------------------|------|------|------|----------------|----------|----------------------|------|----------|---------------------|------|------|------|-----|
| | | Room heating capacity | | | | Total capacity | | | Min. | Standard | Max. | 220V | 230V | 240V | |
| | | A | B | C | D | Min. | Standard | Max. | | | | | | | |
| Heating operation | 3 room | 25 + 25 + 25 | 2.83 | 2.83 | 2.83 | - | 3.2 | 8.5 | 9.3 | 660 | 2090 | 3430 | 9.6 | 9.2 | 8.8 |
| | | 25 + 25 + 35 | 2.65 | 2.65 | 3.71 | - | 3.2 | 9.0 | 9.3 | 660 | 2250 | 3430 | 10.3 | 9.9 | 9.5 |
| | | 25 + 25 + 50 | 2.25 | 2.25 | 4.50 | - | 3.2 | 9.0 | 9.3 | 660 | 2250 | 3430 | 10.3 | 9.9 | 9.5 |
| | | 25 + 25 + 60 | 2.05 | 2.05 | 4.91 | - | 3.2 | 9.0 | 9.3 | 660 | 2250 | 3430 | 10.3 | 9.9 | 9.5 |
| | | 25 + 35 + 35 | 2.37 | 3.32 | 3.32 | - | 3.2 | 9.0 | 9.3 | 660 | 2250 | 3430 | 10.3 | 9.9 | 9.5 |
| | | 25 + 35 + 50 | 2.05 | 2.86 | 4.09 | - | 3.2 | 9.0 | 9.3 | 660 | 2250 | 3430 | 10.3 | 9.9 | 9.5 |
| | | 25 + 35 + 60 | 1.88 | 2.63 | 4.50 | - | 3.2 | 9.0 | 9.3 | 660 | 2250 | 3430 | 10.3 | 9.9 | 9.5 |
| | | 25 + 50 + 50 | 1.80 | 3.60 | 3.60 | - | 3.2 | 9.0 | 9.3 | 660 | 2250 | 3430 | 10.3 | 9.9 | 9.5 |
| | | 25 + 50 + 60 | 1.67 | 3.33 | 4.00 | - | 3.2 | 9.0 | 9.3 | 660 | 2250 | 3430 | 10.3 | 9.9 | 9.5 |
| | | 35 + 35 + 35 | 3.00 | 3.00 | 3.00 | - | 3.2 | 9.0 | 9.3 | 660 | 2250 | 3430 | 10.3 | 9.9 | 9.5 |
| | 35 + 35 + 50 | 2.63 | 2.63 | 3.75 | - | 3.2 | 9.0 | 9.3 | 660 | 2250 | 3430 | 10.3 | 9.9 | 9.5 | |
| | 35 + 35 + 60 | 2.42 | 2.42 | 4.15 | - | 3.2 | 9.0 | 9.3 | 660 | 2250 | 3430 | 10.3 | 9.9 | 9.5 | |
| | 35 + 50 + 50 | 2.33 | 3.33 | 3.33 | - | 3.2 | 9.0 | 9.3 | 660 | 2250 | 3430 | 10.3 | 9.9 | 9.5 | |
| | 4 room | 20 + 20 + 20 + 20 | 2.28 | 2.28 | 2.28 | 2.28 | 3.6 | 9.1 | 9.8 | 800 | 2220 | 3430 | 10.2 | 9.7 | 9.3 |
| | | 20 + 20 + 20 + 25 | 2.14 | 2.14 | 2.14 | 2.68 | 3.6 | 9.1 | 9.8 | 800 | 2220 | 3430 | 10.2 | 9.7 | 9.3 |
| | | 20 + 20 + 20 + 35 | 1.94 | 1.94 | 1.94 | 3.39 | 3.6 | 9.2 | 9.8 | 800 | 2240 | 3430 | 10.3 | 9.8 | 9.4 |
| | | 20 + 20 + 20 + 50 | 1.67 | 1.67 | 1.67 | 4.18 | 3.6 | 9.2 | 9.8 | 800 | 2240 | 3430 | 10.3 | 9.8 | 9.4 |
| | | 20 + 20 + 20 + 60 | 1.55 | 1.55 | 1.55 | 4.65 | 3.6 | 9.3 | 9.8 | 800 | 2260 | 3430 | 10.4 | 10.0 | 9.5 |
| | | 20 + 20 + 25 + 25 | 2.04 | 2.04 | 2.56 | 2.56 | 3.6 | 9.2 | 9.8 | 800 | 2240 | 3430 | 10.3 | 9.8 | 9.4 |
| | | 20 + 20 + 25 + 35 | 1.84 | 1.84 | 2.30 | 3.22 | 3.6 | 9.2 | 9.8 | 800 | 2240 | 3430 | 10.3 | 9.8 | 9.4 |
| 20 + 20 + 25 + 50 | | 1.62 | 1.62 | 2.02 | 4.04 | 3.6 | 9.3 | 9.8 | 800 | 2260 | 3430 | 10.4 | 10.0 | 9.5 | |
| 20 + 20 + 25 + 60 | | 1.49 | 1.49 | 1.86 | 4.46 | 3.6 | 9.3 | 9.8 | 800 | 2260 | 3430 | 10.4 | 10.0 | 9.5 | |
| 20 + 20 + 35 + 35 | | 1.67 | 1.67 | 2.93 | 2.93 | 3.6 | 9.2 | 9.8 | 800 | 2240 | 3430 | 10.3 | 9.8 | 9.4 | |
| 20 + 20 + 35 + 50 | | 1.49 | 1.49 | 2.60 | 3.72 | 3.6 | 9.3 | 9.8 | 800 | 2260 | 3430 | 10.4 | 10.0 | 9.5 | |
| 20 + 20 + 35 + 60 | | 1.38 | 1.38 | 2.41 | 4.13 | 3.6 | 9.3 | 9.8 | 800 | 2260 | 3430 | 10.4 | 10.0 | 9.5 | |
| 20 + 25 + 25 + 25 | | 1.94 | 2.42 | 2.42 | 2.42 | 3.6 | 9.2 | 9.8 | 800 | 2240 | 3430 | 10.3 | 9.8 | 9.4 | |
| 20 + 25 + 25 + 35 | | 1.75 | 2.19 | 2.19 | 3.07 | 3.6 | 9.2 | 9.8 | 800 | 2240 | 3430 | 10.3 | 9.8 | 9.4 | |
| 20 + 25 + 25 + 50 | | 1.55 | 1.94 | 1.94 | 3.88 | 3.6 | 9.3 | 9.8 | 800 | 2260 | 3430 | 10.4 | 10.0 | 9.5 | |
| 20 + 25 + 25 + 60 | | 1.43 | 1.79 | 1.79 | 4.29 | 3.6 | 9.3 | 9.8 | 800 | 2260 | 3430 | 10.4 | 10.0 | 9.5 | |
| 20 + 25 + 35 + 35 | | 1.62 | 2.02 | 2.83 | 2.83 | 3.6 | 9.3 | 9.8 | 800 | 2260 | 3430 | 10.4 | 10.0 | 9.5 | |
| 20 + 25 + 35 + 50 | | 1.43 | 1.79 | 2.50 | 3.58 | 3.6 | 9.3 | 9.8 | 800 | 2260 | 3430 | 10.4 | 10.0 | 9.5 | |
| 20 + 35 + 35 + 35 | | 1.49 | 2.60 | 2.60 | 2.60 | 3.6 | 9.3 | 9.8 | 800 | 2260 | 3430 | 10.4 | 10.0 | 9.5 | |
| 25 + 25 + 25 + 25 | | 2.30 | 2.30 | 2.30 | 2.30 | 3.6 | 9.2 | 9.8 | 800 | 2240 | 3430 | 10.3 | 9.8 | 9.4 | |
| 25 + 25 + 25 + 35 | 2.09 | 2.09 | 2.09 | 2.93 | 3.6 | 9.2 | 9.8 | 800 | 2240 | 3430 | 10.3 | 9.8 | 9.4 | | |
| 25 + 25 + 25 + 50 | 1.86 | 1.86 | 1.86 | 3.72 | 3.6 | 9.3 | 9.8 | 800 | 2260 | 3430 | 10.4 | 10.0 | 9.5 | | |
| 25 + 25 + 25 + 60 | 1.72 | 1.72 | 1.72 | 4.13 | 3.6 | 9.3 | 9.8 | 800 | 2260 | 3430 | 10.4 | 10.0 | 9.5 | | |
| 25 + 25 + 35 + 35 | 1.94 | 1.94 | 2.71 | 2.71 | 3.6 | 9.3 | 9.8 | 800 | 2260 | 3430 | 10.4 | 10.0 | 9.5 | | |
| 25 + 25 + 35 + 50 | 1.72 | 1.72 | 2.41 | 3.44 | 3.6 | 9.3 | 9.8 | 800 | 2260 | 3430 | 10.4 | 10.0 | 9.5 | | |
| 25 + 35 + 35 + 35 | 1.79 | 2.50 | 2.50 | 2.50 | 3.6 | 9.3 | 9.8 | 800 | 2260 | 3430 | 10.4 | 10.0 | 9.5 | | |

| Indoor unit combination | | Cooling capacity (kW) | | | | | | Power consumption(W) | | | Standard current(A) | | | | |
|-------------------------|--------------|-----------------------|------|------|-----|----------------|----------|----------------------|------|----------|---------------------|------|------|------|-----|
| | | Room cooling capacity | | | | Total capacity | | | Min. | Standard | Max. | 220V | 230V | 240V | |
| | | A | B | C | D | Min. | Standard | Max. | | | | | | | |
| Cooling operation | 1 room | 20 | 2.0 | - | - | - | 1.8 | 2.0 | 2.8 | 480 | 500 | 950 | 2.3 | 2.2 | 2.1 |
| | | 25 | 2.5 | - | - | - | 1.8 | 2.5 | 3.4 | 480 | 680 | 1080 | 3.1 | 3.0 | 2.9 |
| | | 35 | 3.5 | - | - | - | 1.8 | 3.5 | 3.9 | 480 | 1010 | 1240 | 4.6 | 4.4 | 4.3 |
| | | 50 | 5.0 | - | - | - | 1.8 | 5.0 | 6.1 | 480 | 1530 | 2100 | 7.0 | 6.7 | 6.4 |
| | | 60 | 6.0 | - | - | - | 1.8 | 6.0 | 7.0 | 480 | 1880 | 2700 | 8.6 | 8.3 | 7.9 |
| | 2 room | 20 + 20 | 2.00 | 2.00 | - | - | 3.0 | 4.0 | 6.1 | 550 | 830 | 1910 | 3.8 | 3.6 | 3.5 |
| | | 20 + 25 | 2.00 | 2.50 | - | - | 3.0 | 4.5 | 6.4 | 550 | 1030 | 2060 | 4.7 | 4.5 | 4.3 |
| | | 20 + 35 | 2.00 | 3.50 | - | - | 3.0 | 5.5 | 6.9 | 550 | 1390 | 2320 | 6.4 | 6.1 | 5.9 |
| | | 20 + 50 | 1.97 | 4.93 | - | - | 3.0 | 6.9 | 7.9 | 550 | 1910 | 2830 | 8.8 | 8.4 | 8.0 |
| | | 20 + 60 | 1.85 | 5.55 | - | - | 3.0 | 7.4 | 7.9 | 550 | 2090 | 2830 | 9.6 | 9.2 | 8.8 |
| | | 25 + 25 | 2.50 | 2.50 | - | - | 3.0 | 5.0 | 6.8 | 550 | 1190 | 2270 | 5.5 | 5.2 | 5.0 |
| | | 25 + 35 | 2.46 | 3.44 | - | - | 3.0 | 5.9 | 7.2 | 550 | 1560 | 2470 | 7.2 | 6.9 | 6.6 |
| | | 25 + 50 | 2.47 | 4.93 | - | - | 3.0 | 7.4 | 7.9 | 550 | 2090 | 2830 | 9.6 | 9.2 | 8.8 |
| | | 25 + 60 | 2.18 | 5.22 | - | - | 3.0 | 7.4 | 7.9 | 550 | 2090 | 2830 | 9.6 | 9.2 | 8.8 |
| | | 35 + 35 | 3.45 | 3.45 | - | - | 3.0 | 6.9 | 7.6 | 550 | 1910 | 2680 | 8.8 | 8.4 | 8.0 |
| | | 35 + 50 | 3.05 | 4.35 | - | - | 3.0 | 7.4 | 7.9 | 550 | 2090 | 2830 | 9.6 | 9.2 | 8.8 |
| | | 35 + 60 | 2.73 | 4.67 | - | - | 3.0 | 7.4 | 7.9 | 550 | 2090 | 2830 | 9.6 | 9.2 | 8.8 |
| | | 50 + 50 | 3.70 | 3.70 | - | - | 3.0 | 7.4 | 7.9 | 550 | 2090 | 2830 | 9.6 | 9.2 | 8.8 |
| | | 50 + 60 | 3.36 | 4.04 | - | - | 3.0 | 7.4 | 7.9 | 550 | 2090 | 2830 | 9.6 | 9.2 | 8.8 |
| | | 60 + 60 | 3.70 | 3.70 | - | - | 3.0 | 7.4 | 7.9 | 550 | 2090 | 2830 | 9.6 | 9.2 | 8.8 |
| 3 room | 20 + 20 + 20 | 2.00 | 2.00 | 2.00 | - | 3.7 | 6.0 | 8.5 | 670 | 1300 | 2830 | 6.0 | 5.7 | 5.5 | |
| | 20 + 20 + 25 | 2.00 | 2.00 | 2.50 | - | 3.7 | 6.5 | 8.5 | 670 | 1450 | 2830 | 6.7 | 6.4 | 6.1 | |
| | 20 + 20 + 35 | 1.89 | 1.89 | 3.31 | - | 3.7 | 7.1 | 8.5 | 670 | 1730 | 2830 | 7.9 | 7.6 | 7.3 | |
| | 20 + 20 + 50 | 1.73 | 1.73 | 4.33 | - | 3.7 | 7.8 | 8.5 | 670 | 2030 | 2830 | 9.3 | 8.9 | 8.5 | |
| | 20 + 20 + 60 | 1.56 | 1.56 | 4.68 | - | 3.7 | 7.8 | 8.5 | 670 | 2030 | 2830 | 9.3 | 8.9 | 8.5 | |
| | 20 + 25 + 25 | 1.94 | 2.43 | 2.43 | - | 3.7 | 6.8 | 8.5 | 670 | 1610 | 2830 | 7.4 | 7.1 | 6.8 | |
| | 20 + 25 + 35 | 1.88 | 2.34 | 3.28 | - | 3.7 | 7.5 | 8.5 | 670 | 1870 | 2830 | 8.6 | 8.2 | 7.9 | |
| | 20 + 25 + 50 | 1.64 | 2.05 | 4.11 | - | 3.7 | 7.8 | 8.5 | 670 | 2030 | 2830 | 9.3 | 8.9 | 8.5 | |
| | 20 + 25 + 60 | 1.49 | 1.86 | 4.46 | - | 3.7 | 7.8 | 8.5 | 670 | 2030 | 2830 | 9.3 | 8.9 | 8.5 | |
| | 20 + 35 + 35 | 1.73 | 3.03 | 3.03 | - | 3.7 | 7.8 | 8.5 | 670 | 2030 | 2830 | 9.3 | 8.9 | 8.5 | |
| 20 + 35 + 50 | 1.49 | 2.60 | 3.71 | - | 3.7 | 7.8 | 8.5 | 670 | 2030 | 2830 | 9.3 | 8.9 | 8.5 | | |
| 20 + 35 + 60 | 1.36 | 2.37 | 4.07 | - | 3.7 | 7.8 | 8.5 | 670 | 2030 | 2830 | 9.3 | 8.9 | 8.5 | | |
| 20 + 50 + 50 | 1.30 | 3.25 | 3.25 | - | 3.7 | 7.8 | 8.5 | 670 | 2030 | 2830 | 9.3 | 8.9 | 8.5 | | |
| 20 + 50 + 60 | 1.20 | 3.00 | 3.60 | - | 3.7 | 7.8 | 8.5 | 670 | 2030 | 2830 | 9.3 | 8.9 | 8.5 | | |



MULTI-SPLIT SYSTEM

| Indoor unit combination | | Cooling capacity (kW) | | | | | | | Power consumption(W) | | | Standard current(A) | | |
|-------------------------|-------------------|-----------------------|------|------|------|----------------|----------|------|----------------------|----------|------|---------------------|------|------|
| | | Room cooling capacity | | | | Total capacity | | | Min. | Standard | Max. | 220V | 230V | 240V |
| | | A | B | C | D | Min. | Standard | Max. | | | | | | |
| 3 room | 25 + 25 + 25 | 2.37 | 2.37 | 2.37 | - | 3.7 | 7.1 | 8.5 | 670 | 1730 | 2830 | 7.9 | 7.6 | 7.3 |
| | 25 + 25 + 35 | 2.29 | 2.29 | 3.21 | - | 3.7 | 7.8 | 8.5 | 670 | 2030 | 2830 | 9.3 | 8.9 | 8.5 |
| | 25 + 25 + 50 | 1.95 | 1.95 | 3.90 | - | 3.7 | 7.8 | 8.5 | 670 | 2030 | 2830 | 9.3 | 8.9 | 8.5 |
| | 25 + 25 + 60 | 1.77 | 1.77 | 4.25 | - | 3.7 | 7.8 | 8.5 | 670 | 2030 | 2830 | 9.3 | 8.9 | 8.5 |
| | 25 + 35 + 35 | 2.05 | 2.87 | 2.87 | - | 3.7 | 7.8 | 8.5 | 670 | 2030 | 2830 | 9.3 | 8.9 | 8.5 |
| | 25 + 35 + 50 | 1.77 | 2.48 | 3.55 | - | 3.7 | 7.8 | 8.5 | 670 | 2030 | 2830 | 9.3 | 8.9 | 8.5 |
| | 25 + 35 + 60 | 1.63 | 2.28 | 3.90 | - | 3.7 | 7.8 | 8.5 | 670 | 2030 | 2830 | 9.3 | 8.9 | 8.5 |
| | 25 + 50 + 50 | 1.56 | 3.12 | 3.12 | - | 3.7 | 7.8 | 8.5 | 670 | 2030 | 2830 | 9.3 | 8.9 | 8.5 |
| | 25 + 50 + 60 | 1.44 | 2.89 | 3.47 | - | 3.7 | 7.8 | 8.5 | 670 | 2030 | 2830 | 9.3 | 8.9 | 8.5 |
| | 35 + 35 + 35 | 2.60 | 2.60 | 2.60 | - | 3.7 | 7.8 | 8.5 | 670 | 2030 | 2830 | 9.3 | 8.9 | 8.5 |
| | 35 + 35 + 50 | 2.28 | 2.28 | 3.25 | - | 3.7 | 7.8 | 8.5 | 670 | 2030 | 2830 | 9.3 | 8.9 | 8.5 |
| | 35 + 35 + 60 | 2.10 | 2.10 | 3.60 | - | 3.7 | 7.8 | 8.5 | 670 | 2030 | 2830 | 9.3 | 8.9 | 8.5 |
| Cooling operation | 35 + 50 + 50 | 2.02 | 2.89 | 2.89 | - | 3.7 | 7.8 | 8.5 | 670 | 2030 | 2830 | 9.3 | 8.9 | 8.5 |
| | 20 + 20 + 20 + 20 | 1.95 | 1.95 | 1.95 | 1.95 | 4.4 | 7.8 | 9.2 | 890 | 1920 | 2830 | 8.8 | 8.4 | 8.1 |
| | 20 + 20 + 20 + 25 | 1.84 | 1.84 | 1.84 | 2.29 | 4.4 | 7.8 | 9.2 | 890 | 1920 | 2830 | 8.8 | 8.4 | 8.1 |
| | 20 + 20 + 20 + 35 | 1.66 | 1.66 | 1.66 | 2.91 | 4.4 | 7.9 | 9.2 | 890 | 1940 | 2830 | 8.9 | 8.5 | 8.2 |
| | 20 + 20 + 20 + 50 | 1.44 | 1.44 | 1.44 | 3.59 | 4.4 | 7.9 | 9.2 | 890 | 1940 | 2830 | 8.9 | 8.5 | 8.2 |
| | 20 + 20 + 20 + 60 | 1.33 | 1.33 | 1.33 | 4.00 | 4.4 | 8.0 | 9.2 | 890 | 1950 | 2830 | 9.9 | 8.6 | 9.0 |
| | 20 + 20 + 25 + 25 | 1.76 | 1.76 | 2.19 | 2.19 | 4.4 | 7.9 | 9.2 | 890 | 1940 | 2830 | 8.9 | 8.5 | 8.2 |
| | 20 + 20 + 25 + 35 | 1.58 | 1.58 | 1.98 | 2.77 | 4.4 | 7.9 | 9.2 | 890 | 1940 | 2830 | 8.9 | 8.5 | 8.2 |
| | 20 + 20 + 25 + 50 | 1.37 | 1.37 | 1.72 | 3.43 | 4.4 | 7.9 | 9.2 | 890 | 1940 | 2830 | 8.9 | 8.5 | 8.2 |
| | 20 + 20 + 25 + 60 | 1.28 | 1.28 | 1.60 | 3.84 | 4.4 | 8.0 | 9.2 | 890 | 1950 | 2830 | 9.9 | 8.6 | 9.0 |
| | 20 + 20 + 35 + 35 | 1.44 | 1.44 | 2.51 | 2.51 | 4.4 | 7.9 | 9.2 | 890 | 1940 | 2830 | 8.9 | 8.5 | 8.2 |
| | 20 + 20 + 35 + 50 | 1.28 | 1.28 | 2.24 | 3.20 | 4.4 | 8.0 | 9.2 | 890 | 1950 | 2830 | 9.9 | 8.6 | 9.0 |
| | 20 + 20 + 35 + 60 | 1.19 | 1.19 | 2.07 | 3.56 | 4.4 | 8.0 | 9.2 | 890 | 1950 | 2830 | 9.9 | 8.6 | 9.0 |
| | 20 + 25 + 25 + 25 | 1.66 | 2.08 | 2.08 | 2.08 | 4.4 | 7.9 | 9.2 | 890 | 1940 | 2830 | 8.9 | 8.5 | 8.2 |
| | 20 + 25 + 25 + 35 | 1.50 | 1.88 | 1.88 | 2.63 | 4.4 | 7.9 | 9.2 | 890 | 1940 | 2830 | 8.9 | 8.5 | 8.2 |
| | 20 + 25 + 25 + 50 | 1.33 | 1.67 | 1.67 | 3.33 | 4.4 | 8.0 | 9.2 | 890 | 1950 | 2830 | 9.9 | 8.6 | 9.0 |
| | 20 + 25 + 25 + 60 | 1.23 | 1.54 | 1.54 | 3.69 | 4.4 | 8.0 | 9.2 | 890 | 1950 | 2830 | 9.9 | 8.6 | 9.0 |
| | 20 + 25 + 35 + 35 | 1.37 | 1.72 | 2.40 | 2.40 | 4.4 | 7.9 | 9.2 | 890 | 1940 | 2830 | 8.9 | 8.5 | 8.2 |
| | 20 + 25 + 35 + 50 | 1.23 | 1.54 | 2.15 | 3.08 | 4.4 | 8.0 | 9.2 | 890 | 1950 | 2830 | 9.9 | 8.6 | 9.0 |
| | 20 + 35 + 35 + 35 | 1.28 | 2.24 | 2.24 | 2.24 | 4.4 | 8.0 | 9.2 | 890 | 1950 | 2830 | 9.9 | 8.6 | 9.0 |
| | 25 + 25 + 25 + 25 | 1.98 | 1.98 | 1.98 | 1.98 | 4.4 | 7.9 | 9.2 | 890 | 1940 | 2830 | 8.9 | 8.5 | 8.2 |
| | 25 + 25 + 25 + 35 | 1.80 | 1.80 | 1.80 | 2.51 | 4.4 | 7.9 | 9.2 | 890 | 1940 | 2830 | 8.9 | 8.5 | 8.2 |
| | 25 + 25 + 25 + 50 | 1.60 | 1.60 | 1.60 | 3.20 | 4.4 | 8.0 | 9.2 | 890 | 1950 | 2830 | 9.9 | 8.6 | 9.0 |
| | 25 + 25 + 25 + 60 | 1.48 | 1.48 | 1.48 | 3.56 | 4.4 | 8.0 | 9.2 | 890 | 1950 | 2830 | 9.9 | 8.6 | 9.0 |
| 25 + 25 + 35 + 35 | 1.67 | 1.67 | 2.33 | 2.33 | 4.4 | 8.0 | 9.2 | 890 | 1950 | 2830 | 9.9 | 8.6 | 9.0 | |
| 25 + 25 + 35 + 50 | 1.48 | 1.48 | 2.07 | 2.96 | 4.4 | 8.0 | 9.2 | 890 | 1950 | 2830 | 9.9 | 8.6 | 9.0 | |
| 25 + 35 + 35 + 35 | 1.54 | 2.15 | 2.15 | 2.15 | 4.4 | 8.0 | 9.2 | 890 | 1950 | 2830 | 9.9 | 8.6 | 9.0 | |

SCM80ZM-S1 Table of Indoor unit combination with other indoor unit

| Indoor unit combination | | Heating capacity (kW) | | | | | | | Power consumption(W) | | | Standard current(A) | | |
|-------------------------|--------------|-----------------------|------|------|-----|----------------|----------|------|----------------------|----------|------|---------------------|------|------|
| | | Room heating capacity | | | | Total capacity | | | Min. | Standard | Max. | 220V | 230V | 240V |
| | | A | B | C | D | Min. | Standard | Max. | | | | | | |
| 1 room | 20 | 3.0 | - | - | - | 1.5 | 3.0 | 3.5 | 600 | 1060 | 1330 | 4.9 | 4.7 | 4.5 |
| | 25 | 3.4 | - | - | - | 1.5 | 3.4 | 4.0 | 600 | 1220 | 1510 | 5.6 | 5.4 | 5.1 |
| | 35 | 4.5 | - | - | - | 1.5 | 4.5 | 4.8 | 600 | 1510 | 1790 | 6.9 | 6.6 | 6.4 |
| | 50 | 5.8 | - | - | - | 1.5 | 5.8 | 6.2 | 600 | 1950 | 2310 | 9.0 | 8.6 | 8.2 |
| | 60 | 6.8 | - | - | - | 1.5 | 6.8 | 7.1 | 600 | 2240 | 2660 | 10.3 | 9.8 | 9.4 |
| 2 room | 20 + 20 | 2.70 | 2.70 | - | - | 2.1 | 5.4 | 7.0 | 630 | 1370 | 1870 | 6.3 | 6.0 | 5.8 |
| | 20 + 25 | 2.62 | 3.28 | - | - | 2.1 | 5.9 | 7.3 | 630 | 1560 | 2130 | 7.2 | 6.9 | 6.6 |
| | 20 + 35 | 2.51 | 4.39 | - | - | 2.1 | 6.9 | 7.9 | 630 | 1950 | 2650 | 9.0 | 8.6 | 8.2 |
| | 20 + 50 | 2.37 | 5.93 | - | - | 2.1 | 8.3 | 8.4 | 630 | 2510 | 3430 | 11.5 | 11.0 | 10.6 |
| | 20 + 60 | 2.08 | 6.23 | - | - | 2.1 | 8.3 | 8.4 | 630 | 2510 | 3430 | 11.5 | 11.0 | 10.6 |
| | 25 + 25 | 3.20 | 3.20 | - | - | 2.1 | 6.4 | 7.7 | 630 | 1740 | 2480 | 8.0 | 7.6 | 7.3 |
| | 25 + 35 | 3.08 | 4.32 | - | - | 2.1 | 7.4 | 8.2 | 630 | 2130 | 2910 | 9.8 | 9.4 | 9.0 |
| | 25 + 50 | 2.77 | 5.53 | - | - | 2.1 | 8.3 | 8.4 | 630 | 2510 | 3430 | 11.5 | 11.0 | 10.6 |
| | 25 + 60 | 2.44 | 5.86 | - | - | 2.1 | 8.3 | 8.4 | 630 | 2510 | 3430 | 11.5 | 11.0 | 10.6 |
| | 35 + 35 | 4.15 | 4.15 | - | - | 2.1 | 8.3 | 8.4 | 630 | 2510 | 3430 | 11.5 | 11.0 | 10.6 |
| | 35 + 50 | 3.42 | 4.88 | - | - | 2.1 | 8.3 | 8.4 | 630 | 2510 | 3430 | 11.5 | 11.0 | 10.6 |
| | 35 + 60 | 3.06 | 5.24 | - | - | 2.1 | 8.3 | 8.4 | 630 | 2510 | 3430 | 11.5 | 11.0 | 10.6 |
| | 50 + 50 | 4.15 | 4.15 | - | - | 2.1 | 8.3 | 8.4 | 630 | 2510 | 3430 | 11.5 | 11.0 | 10.6 |
| | 60 + 60 | 3.77 | 4.53 | - | - | 2.1 | 8.3 | 8.4 | 630 | 2510 | 3430 | 11.5 | 11.0 | 10.6 |
| 60 + 60 | 4.15 | 4.15 | - | - | 2.1 | 8.3 | 8.4 | 630 | 2510 | 3430 | 11.5 | 11.0 | 10.6 | |
| 3 room | 20 + 20 + 20 | 2.57 | 2.57 | 2.57 | - | 3.2 | 7.7 | 9.1 | 660 | 1870 | 3430 | 8.6 | 8.2 | 7.9 |
| | 20 + 20 + 25 | 2.46 | 2.46 | 3.08 | - | 3.2 | 8.0 | 9.1 | 660 | 1970 | 3430 | 9.0 | 8.7 | 8.3 |
| | 20 + 20 + 35 | 2.27 | 2.27 | 3.97 | - | 3.2 | 8.5 | 9.1 | 660 | 2130 | 3430 | 9.8 | 9.4 | 9.0 |
| | 20 + 20 + 50 | 2.00 | 2.00 | 5.00 | - | 3.2 | 9.0 | 9.1 | 660 | 2300 | 3430 | 10.6 | 10.1 | 9.7 |
| | 20 + 20 + 60 | 1.80 | 1.80 | 5.40 | - | 3.2 | 9.0 | 9.1 | 660 | 2300 | 3430 | 10.6 | 10.1 | 9.7 |
| | 20 + 25 + 25 | 2.34 | 2.93 | 2.93 | - | 3.2 | 8.2 | 9.1 | 660 | 2030 | 3430 | 9.3 | 8.9 | 8.5 |
| | 20 + 25 + 35 | 2.20 | 2.75 | 3.85 | - | 3.2 | 8.8 | 9.1 | 660 | 2220 | 3430 | 10.2 | 9.7 | 9.3 |
| | 20 + 25 + 50 | 1.89 | 2.37 | 4.74 | - | 3.2 | 9.0 | 9.1 | 660 | 2300 | 3430 | 10.6 | 10.1 | 9.7 |
| | 20 + 25 + 60 | 1.71 | 2.14 | 5.14 | - | 3.2 | 9.0 | 9.1 | 660 | 2300 | 3430 | 10.6 | 10.1 | 9.7 |
| | 20 + 35 + 35 | 2.00 | 3.50 | 3.50 | - | 3.2 | 9.0 | 9.1 | 660 | 2300 | 3430 | 10.6 | 10.1 | 9.7 |

COMBINATIONS

| Indoor unit combination | | Heating capacity (kW) | | | | | | | Power consumption(W) | | | Standard current(A) | | | |
|-------------------------|--------------|-----------------------|------|------|------|----------------|----------|------|----------------------|----------|------|---------------------|------|------|-----|
| | | Room heating capacity | | | | Total capacity | | | Min. | Standard | Max. | 220V | 230V | 240V | |
| | | A | B | C | D | Min. | Standard | Max. | | | | | | | |
| Heating operation | 3 room | 20 + 35 + 50 | 1.71 | 3.00 | 4.29 | - | 3.2 | 9.0 | 9.1 | 660 | 2300 | 3430 | 10.6 | 10.1 | 9.7 |
| | | 20 + 35 + 60 | 1.57 | 2.74 | 4.70 | - | 3.2 | 9.0 | 9.1 | 660 | 2300 | 3430 | 10.6 | 10.1 | 9.7 |
| | | 20 + 50 + 50 | 1.50 | 3.75 | 3.75 | - | 3.2 | 9.0 | 9.1 | 660 | 2300 | 3430 | 10.6 | 10.1 | 9.7 |
| | | 20 + 50 + 60 | 1.38 | 3.46 | 4.15 | - | 3.2 | 9.0 | 9.1 | 660 | 2300 | 3430 | 10.6 | 10.1 | 9.7 |
| | | 25 + 25 + 25 | 2.83 | 2.83 | 2.83 | - | 3.2 | 8.5 | 9.1 | 660 | 2130 | 3430 | 9.8 | 9.4 | 9.0 |
| | | 25 + 25 + 35 | 2.65 | 2.65 | 3.71 | - | 3.2 | 9.0 | 9.1 | 660 | 2300 | 3430 | 10.6 | 10.1 | 9.7 |
| | | 25 + 25 + 50 | 2.25 | 2.25 | 4.50 | - | 3.2 | 9.0 | 9.1 | 660 | 2300 | 3430 | 10.6 | 10.1 | 9.7 |
| | | 25 + 25 + 60 | 2.05 | 2.05 | 4.91 | - | 3.2 | 9.0 | 9.1 | 660 | 2300 | 3430 | 10.6 | 10.1 | 9.7 |
| | | 25 + 35 + 35 | 2.37 | 3.32 | 3.32 | - | 3.2 | 9.0 | 9.1 | 660 | 2300 | 3430 | 10.6 | 10.1 | 9.7 |
| | | 25 + 35 + 50 | 2.05 | 2.86 | 4.09 | - | 3.2 | 9.0 | 9.1 | 660 | 2300 | 3430 | 10.6 | 10.1 | 9.7 |
| | | 25 + 35 + 60 | 1.88 | 2.63 | 4.50 | - | 3.2 | 9.0 | 9.1 | 660 | 2300 | 3430 | 10.6 | 10.1 | 9.7 |
| | | 25 + 50 + 50 | 1.80 | 3.60 | 3.60 | - | 3.2 | 9.0 | 9.1 | 660 | 2300 | 3430 | 10.6 | 10.1 | 9.7 |
| | | 25 + 50 + 60 | 1.67 | 3.33 | 4.00 | - | 3.2 | 9.0 | 9.1 | 660 | 2300 | 3430 | 10.6 | 10.1 | 9.7 |
| | | 35 + 35 + 35 | 3.00 | 3.00 | 3.00 | - | 3.2 | 9.0 | 9.1 | 660 | 2300 | 3430 | 10.6 | 10.1 | 9.7 |
| | | 35 + 35 + 50 | 2.63 | 2.63 | 3.75 | - | 3.2 | 9.0 | 9.1 | 660 | 2300 | 3430 | 10.6 | 10.1 | 9.7 |
| | 35 + 35 + 60 | 2.42 | 2.42 | 4.15 | - | 3.2 | 9.0 | 9.1 | 660 | 2300 | 3430 | 10.6 | 10.1 | 9.7 | |
| | 35 + 50 + 50 | 2.33 | 3.33 | 3.33 | - | 3.2 | 9.0 | 9.1 | 660 | 2300 | 3430 | 10.6 | 10.1 | 9.7 | |
| | 4 room | 20 + 20 + 20 + 20 | 2.28 | 2.28 | 2.28 | 2.28 | 3.6 | 9.1 | 9.5 | 800 | 2270 | 3430 | 10.4 | 10.0 | 9.6 |
| | | 20 + 20 + 20 + 25 | 2.14 | 2.14 | 2.14 | 2.68 | 3.6 | 9.1 | 9.5 | 800 | 2270 | 3430 | 10.4 | 10.0 | 9.6 |
| | | 20 + 20 + 20 + 35 | 1.94 | 1.94 | 1.94 | 3.39 | 3.6 | 9.2 | 9.5 | 800 | 2290 | 3430 | 10.5 | 10.1 | 9.6 |
| | | 20 + 20 + 20 + 50 | 1.67 | 1.67 | 1.67 | 4.18 | 3.6 | 9.2 | 9.5 | 800 | 2290 | 3430 | 10.5 | 10.1 | 9.6 |
| | | 20 + 20 + 20 + 60 | 1.55 | 1.55 | 1.55 | 4.65 | 3.6 | 9.3 | 9.5 | 800 | 2310 | 3430 | 10.7 | 10.2 | 9.8 |
| | | 20 + 20 + 25 + 25 | 2.04 | 2.04 | 2.56 | 2.56 | 3.6 | 9.2 | 9.5 | 800 | 2290 | 3430 | 10.5 | 10.1 | 9.6 |
| | | 20 + 20 + 25 + 35 | 1.84 | 1.84 | 2.30 | 3.22 | 3.6 | 9.2 | 9.5 | 800 | 2290 | 3430 | 10.5 | 10.1 | 9.6 |
| | | 20 + 20 + 25 + 50 | 1.62 | 1.62 | 2.02 | 4.04 | 3.6 | 9.3 | 9.5 | 800 | 2310 | 3430 | 10.7 | 10.2 | 9.8 |
| | | 20 + 20 + 25 + 60 | 1.49 | 1.49 | 1.86 | 4.46 | 3.6 | 9.3 | 9.5 | 800 | 2310 | 3430 | 10.7 | 10.2 | 9.8 |
| | | 20 + 20 + 35 + 35 | 1.67 | 1.67 | 2.93 | 2.93 | 3.6 | 9.2 | 9.5 | 800 | 2290 | 3430 | 10.5 | 10.1 | 9.6 |
| | | 20 + 20 + 35 + 50 | 1.49 | 1.49 | 2.60 | 3.72 | 3.6 | 9.3 | 9.5 | 800 | 2310 | 3430 | 10.7 | 10.2 | 9.8 |
| | | 20 + 20 + 35 + 60 | 1.38 | 1.38 | 2.41 | 4.13 | 3.6 | 9.3 | 9.5 | 800 | 2310 | 3430 | 10.7 | 10.2 | 9.8 |
| | | 20 + 25 + 25 + 25 | 1.94 | 2.42 | 2.42 | 2.42 | 3.6 | 9.2 | 9.5 | 800 | 2290 | 3430 | 10.5 | 10.1 | 9.6 |
| | | 20 + 25 + 25 + 35 | 1.75 | 2.19 | 2.19 | 3.07 | 3.6 | 9.2 | 9.5 | 800 | 2290 | 3430 | 10.5 | 10.1 | 9.6 |
| | | 20 + 25 + 25 + 50 | 1.55 | 1.94 | 1.94 | 3.88 | 3.6 | 9.3 | 9.5 | 800 | 2310 | 3430 | 10.7 | 10.2 | 9.8 |
| | | 20 + 25 + 25 + 60 | 1.43 | 1.79 | 1.79 | 4.29 | 3.6 | 9.3 | 9.5 | 800 | 2310 | 3430 | 10.7 | 10.2 | 9.8 |
| 20 + 25 + 35 + 35 | | 1.62 | 2.02 | 2.83 | 2.83 | 3.6 | 9.3 | 9.5 | 800 | 2310 | 3430 | 10.7 | 10.2 | 9.8 | |
| 20 + 25 + 35 + 50 | | 1.43 | 1.79 | 2.50 | 3.58 | 3.6 | 9.3 | 9.5 | 800 | 2310 | 3430 | 10.7 | 10.2 | 9.8 | |
| 20 + 35 + 35 + 35 | 1.49 | 2.60 | 2.60 | 2.60 | 3.6 | 9.3 | 9.5 | 800 | 2310 | 3430 | 10.7 | 10.2 | 9.8 | | |
| 25 + 25 + 25 + 25 | 2.30 | 2.30 | 2.30 | 2.30 | 3.6 | 9.2 | 9.5 | 800 | 2290 | 3430 | 10.5 | 10.1 | 9.6 | | |
| 25 + 25 + 25 + 35 | 2.09 | 2.09 | 2.09 | 2.93 | 3.6 | 9.2 | 9.5 | 800 | 2290 | 3430 | 10.5 | 10.1 | 9.6 | | |
| 25 + 25 + 25 + 50 | 1.86 | 1.86 | 1.86 | 3.72 | 3.6 | 9.3 | 9.5 | 800 | 2310 | 3430 | 10.7 | 10.2 | 9.8 | | |
| 25 + 25 + 25 + 60 | 1.72 | 1.72 | 1.72 | 4.13 | 3.6 | 9.3 | 9.5 | 800 | 2310 | 3430 | 10.7 | 10.2 | 9.8 | | |
| 25 + 25 + 35 + 35 | 1.94 | 1.94 | 2.71 | 2.71 | 3.6 | 9.3 | 9.5 | 800 | 2310 | 3430 | 10.7 | 10.2 | 9.8 | | |
| 25 + 25 + 35 + 50 | 1.72 | 1.72 | 2.41 | 3.44 | 3.6 | 9.3 | 9.5 | 800 | 2310 | 3430 | 10.7 | 10.2 | 9.8 | | |
| 25 + 35 + 35 + 35 | 1.79 | 2.50 | 2.50 | 2.50 | 3.6 | 9.3 | 9.5 | 800 | 2310 | 3430 | 10.7 | 10.2 | 9.8 | | |

| Indoor unit combination | | Cooling capacity (kW) | | | | | | | Power consumption(W) | | | Standard current(A) | | | |
|-------------------------|--------------|-----------------------|------|------|------|----------------|----------|------|----------------------|----------|------|---------------------|------|------|------|
| | | Room cooling capacity | | | | Total capacity | | | Min. | Standard | Max. | 220V | 230V | 240V | |
| | | A | B | C | D | Min. | Standard | Max. | | | | | | | |
| Cooling operation | 1 room | 20 | 2.0 | - | - | - | 1.8 | 2.0 | 2.7 | 480 | 530 | 950 | 2.4 | 2.3 | 2.2 |
| | | 25 | 2.5 | - | - | - | 1.8 | 2.5 | 3.2 | 480 | 730 | 1080 | 3.4 | 3.2 | 3.1 |
| | | 35 | 3.5 | - | - | - | 1.8 | 3.5 | 3.7 | 480 | 1120 | 1240 | 5.1 | 4.9 | 4.7 |
| | | 50 | 5.0 | - | - | - | 1.8 | 5.0 | 5.8 | 480 | 1710 | 2100 | 7.9 | 7.5 | 7.2 |
| | | 60 | 6.0 | - | - | - | 1.8 | 6.0 | 6.7 | 480 | 2140 | 2700 | 9.8 | 9.4 | 9.0 |
| | 2 room | 20 + 20 | 2.00 | 2.00 | - | - | 3.0 | 4.0 | 5.8 | 550 | 930 | 1910 | 4.3 | 4.1 | 3.9 |
| | | 20 + 25 | 2.00 | 2.50 | - | - | 3.0 | 4.5 | 6.1 | 550 | 1170 | 2060 | 5.4 | 5.1 | 4.9 |
| | | 20 + 35 | 2.00 | 3.50 | - | - | 3.0 | 5.5 | 6.6 | 550 | 1590 | 2320 | 7.3 | 7.0 | 6.7 |
| | | 20 + 50 | 1.97 | 4.93 | - | - | 3.0 | 6.9 | 7.5 | 550 | 2200 | 2830 | 10.1 | 9.7 | 9.3 |
| | | 20 + 60 | 1.85 | 5.55 | - | - | 3.0 | 7.4 | 7.5 | 550 | 2430 | 2830 | 11.2 | 10.7 | 10.2 |
| | | 25 + 25 | 2.50 | 2.50 | - | - | 3.0 | 5.0 | 6.5 | 550 | 1360 | 2270 | 6.2 | 6.0 | 5.7 |
| | | 25 + 35 | 2.46 | 3.44 | - | - | 3.0 | 5.9 | 6.8 | 550 | 1780 | 2470 | 8.2 | 7.8 | 7.5 |
| | | 25 + 50 | 2.47 | 4.93 | - | - | 3.0 | 7.4 | 7.5 | 550 | 2430 | 2830 | 11.2 | 10.7 | 10.2 |
| | | 25 + 60 | 2.18 | 5.22 | - | - | 3.0 | 7.4 | 7.5 | 550 | 2430 | 2830 | 11.2 | 10.7 | 10.2 |
| | | 35 + 35 | 3.45 | 3.45 | - | - | 3.0 | 6.9 | 7.5 | 550 | 2200 | 2680 | 10.1 | 9.7 | 9.3 |
| | | 35 + 50 | 3.05 | 4.35 | - | - | 3.0 | 7.4 | 7.5 | 550 | 2430 | 2830 | 11.2 | 10.7 | 10.2 |
| | | 35 + 60 | 2.73 | 4.67 | - | - | 3.0 | 7.4 | 7.5 | 550 | 2430 | 2830 | 11.2 | 10.7 | 10.2 |
| | | 50 + 50 | 3.70 | 3.70 | - | - | 3.0 | 7.4 | 7.5 | 550 | 2430 | 2830 | 11.2 | 10.7 | 10.2 |
| | | 50 + 60 | 3.36 | 4.04 | - | - | 3.0 | 7.4 | 7.5 | 550 | 2430 | 2830 | 11.2 | 10.7 | 10.2 |
| | | 60 + 60 | 3.70 | 3.70 | - | - | 3.0 | 7.4 | 7.5 | 550 | 2430 | 2830 | 11.2 | 10.7 | 10.2 |
| | 3 room | 20 + 20 + 20 | 2.00 | 2.00 | 2.00 | - | 3.7 | 6.0 | 8.1 | 670 | 1450 | 2830 | 6.7 | 6.4 | 6.1 |
| | | 20 + 20 + 25 | 2.00 | 2.00 | 2.50 | - | 3.7 | 6.5 | 8.1 | 670 | 1630 | 2830 | 7.5 | 7.2 | 6.9 |
| | | 20 + 20 + 35 | 1.89 | 1.89 | 3.31 | - | 3.7 | 7.1 | 8.1 | 670 | 1950 | 2830 | 9.0 | 8.6 | 8.2 |
| | | 20 + 20 + 50 | 1.73 | 1.73 | 4.33 | - | 3.7 | 7.8 | 8.1 | 670 | 2320 | 2830 | 10.7 | 10.2 | 9.8 |
| | | 20 + 20 + 60 | 1.56 | 1.56 | 4.68 | - | 3.7 | 7.8 | 8.1 | 670 | 2320 | 2830 | 10.7 | 10.2 | 9.8 |
| | | 20 + 25 + 25 | 1.94 | 2.43 | 2.43 | - | 3.7 | 6.8 | 8.1 | 670 | 1820 | 2830 | 8.4 | 8.0 | 7.7 |
| | | 20 + 25 + 35 | 1.88 | 2.34 | 3.28 | - | 3.7 | 7.5 | 8.1 | 670 | 2130 | 2830 | 9.8 | 9.4 | 9.0 |
| | | 20 + 25 + 50 | 1.64 | 2.05 | 4.11 | - | 3.7 | 7.8 | 8.1 | 670 | 2320 | 2830 | 10.7 | 10.2 | 9.8 |
| | 20 + 25 + 60 | 1.49 | 1.86 | 4.46 | - | 3.7 | 7.8 | 8.1 | 670 | 2320 | 2830 | 10.7 | 10.2 | 9.8 | |



MULTI-SPLIT SYSTEM

| Indoor unit combination | | Cooling capacity (kW) | | | | | | | Power consumption(W) | | | Standard current(A) | | | |
|-------------------------|--------------|-----------------------|------|------|------|----------------|----------|------|----------------------|----------|------|---------------------|------|------|-----|
| | | Room cooling capacity | | | | Total capacity | | | Min. | Standard | Max. | 220V | 230V | 240V | |
| | | A | B | C | D | Min. | Standard | Max. | | | | | | | |
| Cooling operation | 3 room | 20 + 35 + 35 | 1.73 | 3.03 | 3.03 | - | 3.7 | 7.8 | 8.1 | 670 | 2320 | 2830 | 10.7 | 10.2 | 9.8 |
| | | 20 + 35 + 50 | 1.49 | 2.60 | 3.71 | - | 3.7 | 7.8 | 8.1 | 670 | 2320 | 2830 | 10.7 | 10.2 | 9.8 |
| | | 20 + 35 + 60 | 1.36 | 2.37 | 4.07 | - | 3.7 | 7.8 | 8.1 | 670 | 2320 | 2830 | 10.7 | 10.2 | 9.8 |
| | | 20 + 50 + 50 | 1.30 | 3.25 | 3.25 | - | 3.7 | 7.8 | 8.1 | 670 | 2320 | 2830 | 10.7 | 10.2 | 9.8 |
| | | 20 + 50 + 60 | 1.20 | 3.00 | 3.60 | - | 3.7 | 7.8 | 8.1 | 670 | 2320 | 2830 | 10.7 | 10.2 | 9.8 |
| | | 25 + 25 + 25 | 2.37 | 2.37 | 2.37 | - | 3.7 | 7.1 | 8.1 | 670 | 1950 | 2830 | 9.0 | 8.6 | 8.2 |
| | | 25 + 25 + 35 | 2.29 | 2.29 | 3.21 | - | 3.7 | 7.8 | 8.1 | 670 | 2320 | 2830 | 10.7 | 10.2 | 9.8 |
| | | 25 + 25 + 50 | 1.95 | 1.95 | 3.90 | - | 3.7 | 7.8 | 8.1 | 670 | 2320 | 2830 | 10.7 | 10.2 | 9.8 |
| | | 25 + 25 + 60 | 1.77 | 1.77 | 4.25 | - | 3.7 | 7.8 | 8.1 | 670 | 2320 | 2830 | 10.7 | 10.2 | 9.8 |
| | | 25 + 35 + 35 | 2.05 | 2.87 | 2.87 | - | 3.7 | 7.8 | 8.1 | 670 | 2320 | 2830 | 10.7 | 10.2 | 9.8 |
| | | 25 + 35 + 50 | 1.77 | 2.48 | 3.55 | - | 3.7 | 7.8 | 8.1 | 670 | 2320 | 2830 | 10.7 | 10.2 | 9.8 |
| | | 25 + 35 + 60 | 1.63 | 2.28 | 3.90 | - | 3.7 | 7.8 | 8.1 | 670 | 2320 | 2830 | 10.7 | 10.2 | 9.8 |
| | | 25 + 50 + 50 | 1.56 | 3.12 | 3.12 | - | 3.7 | 7.8 | 8.1 | 670 | 2320 | 2830 | 10.7 | 10.2 | 9.8 |
| | | 25 + 50 + 60 | 1.44 | 2.89 | 3.47 | - | 3.7 | 7.8 | 8.1 | 670 | 2320 | 2830 | 10.7 | 10.2 | 9.8 |
| | | 35 + 35 + 35 | 2.60 | 2.60 | 2.60 | - | 3.7 | 7.8 | 8.1 | 670 | 2320 | 2830 | 10.7 | 10.2 | 9.8 |
| | 35 + 35 + 50 | 2.28 | 2.28 | 3.25 | - | 3.7 | 7.8 | 8.1 | 670 | 2320 | 2830 | 10.7 | 10.2 | 9.8 | |
| | 35 + 35 + 60 | 2.10 | 2.10 | 3.60 | - | 3.7 | 7.8 | 8.1 | 670 | 2320 | 2830 | 10.7 | 10.2 | 9.8 | |
| | 35 + 50 + 50 | 2.02 | 2.89 | 2.89 | - | 3.7 | 7.8 | 8.1 | 670 | 2320 | 2830 | 10.7 | 10.2 | 9.8 | |
| | 4 room | 20 + 20 + 20 + 20 | 1.95 | 1.95 | 1.95 | 1.95 | 4.4 | 7.8 | 8.7 | 890 | 2180 | 2830 | 9.9 | 9.5 | 9.1 |
| | | 20 + 20 + 20 + 25 | 1.84 | 1.84 | 1.84 | 2.29 | 4.4 | 7.8 | 8.7 | 890 | 2180 | 2830 | 9.9 | 9.5 | 9.1 |
| | | 20 + 20 + 20 + 35 | 1.66 | 1.66 | 1.66 | 2.91 | 4.4 | 7.9 | 8.7 | 890 | 2200 | 2830 | 10.0 | 9.6 | 9.2 |
| | | 20 + 20 + 20 + 50 | 1.44 | 1.44 | 1.44 | 3.59 | 4.4 | 7.9 | 8.7 | 890 | 2200 | 2830 | 10.0 | 9.6 | 9.2 |
| | | 20 + 20 + 20 + 60 | 1.33 | 1.33 | 1.33 | 4.00 | 4.4 | 8.0 | 8.7 | 890 | 2220 | 2830 | 10.1 | 9.7 | 9.3 |
| | | 20 + 20 + 25 + 25 | 1.76 | 1.76 | 2.19 | 2.19 | 4.4 | 7.9 | 8.7 | 890 | 2200 | 2830 | 10.0 | 9.6 | 9.2 |
| | | 20 + 20 + 25 + 35 | 1.58 | 1.58 | 1.98 | 2.77 | 4.4 | 7.9 | 8.7 | 890 | 2200 | 2830 | 10.0 | 9.6 | 9.2 |
| | | 20 + 20 + 25 + 50 | 1.37 | 1.37 | 1.72 | 3.43 | 4.4 | 7.9 | 8.7 | 890 | 2200 | 2830 | 10.0 | 9.6 | 9.2 |
| | | 20 + 20 + 25 + 60 | 1.28 | 1.28 | 1.60 | 3.84 | 4.4 | 8.0 | 8.7 | 890 | 2220 | 2830 | 10.1 | 9.7 | 9.3 |
| | | 20 + 20 + 35 + 35 | 1.44 | 1.44 | 2.51 | 2.51 | 4.4 | 7.9 | 8.7 | 890 | 2200 | 2830 | 10.0 | 9.6 | 9.2 |
| | | 20 + 20 + 35 + 50 | 1.28 | 1.28 | 2.24 | 3.20 | 4.4 | 8.0 | 8.7 | 890 | 2220 | 2830 | 10.1 | 9.7 | 9.3 |
| | | 20 + 20 + 35 + 60 | 1.19 | 1.19 | 2.07 | 3.56 | 4.4 | 8.0 | 8.7 | 890 | 2220 | 2830 | 10.1 | 9.7 | 9.3 |
| | | 20 + 25 + 25 + 25 | 1.66 | 2.08 | 2.08 | 2.08 | 4.4 | 7.9 | 8.7 | 890 | 2200 | 2830 | 10.0 | 9.6 | 9.2 |
| | | 20 + 25 + 25 + 35 | 1.50 | 1.88 | 1.88 | 2.63 | 4.4 | 7.9 | 8.7 | 890 | 2200 | 2830 | 10.0 | 9.6 | 9.2 |
| | | 20 + 25 + 25 + 50 | 1.33 | 1.67 | 1.67 | 3.33 | 4.4 | 8.0 | 8.7 | 890 | 2220 | 2830 | 10.1 | 9.7 | 9.3 |
| | | 20 + 25 + 25 + 60 | 1.23 | 1.54 | 1.54 | 3.69 | 4.4 | 8.0 | 8.7 | 890 | 2220 | 2830 | 10.1 | 9.7 | 9.3 |
| | | 20 + 25 + 35 + 35 | 1.37 | 1.72 | 2.40 | 2.40 | 4.4 | 7.9 | 8.7 | 890 | 2200 | 2830 | 10.0 | 9.6 | 9.2 |
| 20 + 25 + 35 + 50 | | 1.23 | 1.54 | 2.15 | 3.08 | 4.4 | 8.0 | 8.7 | 890 | 2220 | 2830 | 10.1 | 9.7 | 9.3 | |
| 20 + 35 + 35 + 35 | | 1.28 | 2.24 | 2.24 | 2.24 | 4.4 | 8.0 | 8.7 | 890 | 2220 | 2830 | 10.1 | 9.7 | 9.3 | |
| 25 + 25 + 25 + 25 | | 1.98 | 1.98 | 1.98 | 1.98 | 4.4 | 7.9 | 8.7 | 890 | 2200 | 2830 | 10.0 | 9.6 | 9.2 | |
| 25 + 25 + 25 + 35 | 1.80 | 1.80 | 1.80 | 2.51 | 4.4 | 7.9 | 8.7 | 890 | 2200 | 2830 | 10.0 | 9.6 | 9.2 | | |
| 25 + 25 + 25 + 50 | 1.60 | 1.60 | 1.60 | 3.20 | 4.4 | 8.0 | 8.7 | 890 | 2220 | 2830 | 10.1 | 9.7 | 9.3 | | |
| 25 + 25 + 25 + 60 | 1.48 | 1.48 | 1.48 | 3.56 | 4.4 | 8.0 | 8.7 | 890 | 2220 | 2830 | 10.1 | 9.7 | 9.3 | | |
| 25 + 25 + 35 + 35 | 1.67 | 1.67 | 2.33 | 2.33 | 4.4 | 8.0 | 8.7 | 890 | 2220 | 2830 | 10.1 | 9.7 | 9.3 | | |
| 25 + 25 + 35 + 50 | 1.48 | 1.48 | 2.07 | 2.96 | 4.4 | 8.0 | 8.7 | 890 | 2220 | 2830 | 10.1 | 9.7 | 9.3 | | |
| 25 + 35 + 35 + 35 | 1.54 | 2.15 | 2.15 | 2.15 | 4.4 | 8.0 | 8.7 | 890 | 2220 | 2830 | 10.1 | 9.7 | 9.3 | | |

SCM100ZM-S Table of Indoor unit combination only with SRK-ZSX type

| Indoor unit combination | | Heating capacity (kW) | | | | | | | Power consumption(W) | | | Standard current(A) | | | | | |
|-------------------------|--------|-----------------------|------|------|------|---|----------------|------|----------------------|----------|------|---------------------|------|------|----------|------|------|
| | | Room heating capacity | | | | | Total capacity | | Min. | Standard | Max. | 220V | 230V | 240V | | | |
| | | A | B | C | D | E | F | Min. | | | | | | | Standard | Max. | |
| Heating operation | 1 room | 20 | 3.0 | - | - | - | - | 1.5 | 3.0 | 3.7 | 700 | 1010 | 1330 | 4.6 | 4.4 | 4.3 | |
| | | 25 | 3.4 | - | - | - | - | 1.5 | 3.4 | 4.2 | 700 | 1150 | 1540 | 5.3 | 5.1 | 4.8 | |
| | | 35 | 4.5 | - | - | - | - | 1.5 | 4.5 | 5.0 | 700 | 1540 | 1840 | 7.1 | 6.8 | 6.5 | |
| | | 50 | 5.8 | - | - | - | - | 1.5 | 5.8 | 6.5 | 700 | 2000 | 2410 | 9.2 | 8.8 | 8.4 | |
| | | 60 | 6.8 | - | - | - | - | 1.5 | 6.8 | 7.5 | 700 | 2360 | 2760 | 10.8 | 10.4 | 9.9 | |
| | 2 room | 20+20 | 3.00 | 3.00 | - | - | - | - | 2.1 | 6.0 | 7.4 | 750 | 1510 | 1460 | 6.9 | 6.6 | 6.4 |
| | | 20+25 | 2.84 | 3.56 | - | - | - | - | 2.1 | 6.4 | 7.9 | 750 | 1630 | 2210 | 7.5 | 7.2 | 6.9 |
| | | 20+35 | 2.73 | 4.77 | - | - | - | - | 2.1 | 7.5 | 8.7 | 750 | 1950 | 2520 | 9.0 | 8.6 | 8.2 |
| | | 20+50 | 2.51 | 6.29 | - | - | - | - | 2.1 | 8.8 | 10.2 | 750 | 2380 | 3220 | 10.9 | 10.5 | 10.0 |
| | | 20+60 | 2.45 | 7.35 | - | - | - | - | 2.1 | 9.8 | 11.2 | 750 | 2780 | 3620 | 12.8 | 12.2 | 11.7 |
| | | 25+25 | 3.40 | 3.40 | - | - | - | - | 2.1 | 6.8 | 8.4 | 750 | 1740 | 2420 | 8.0 | 7.6 | 7.3 |
| | | 25+35 | 3.29 | 4.61 | - | - | - | - | 2.1 | 7.9 | 9.2 | 750 | 2100 | 2820 | 9.6 | 9.2 | 8.8 |
| | | 25+50 | 3.07 | 6.13 | - | - | - | - | 2.1 | 9.2 | 10.7 | 750 | 2580 | 3610 | 11.8 | 11.3 | 10.9 |
| | | 25+60 | 3.00 | 7.20 | - | - | - | - | 2.1 | 10.2 | 11.7 | 750 | 2980 | 3790 | 13.7 | 13.1 | 12.5 |
| | | 35+35 | 4.50 | 4.50 | - | - | - | - | 2.1 | 9.0 | 10.0 | 750 | 2470 | 3210 | 11.3 | 10.8 | 10.4 |
| | | 35+50 | 4.24 | 6.06 | - | - | - | - | 2.1 | 10.3 | 11.5 | 750 | 2980 | 3710 | 13.7 | 13.1 | 12.5 |
| | | 35+60 | 4.16 | 7.14 | - | - | - | - | 2.1 | 11.3 | 12.5 | 750 | 3430 | 4100 | 15.7 | 15.1 | 14.4 |
| | | 50+50 | 5.80 | 5.80 | - | - | - | - | 2.1 | 11.6 | 13.0 | 750 | 3580 | 4320 | 16.4 | 15.7 | 15.1 |
| | | 50+60 | 5.45 | 6.55 | - | - | - | - | 2.1 | 12.0 | 13.5 | 750 | 3720 | 4520 | 17.1 | 16.3 | 15.7 |
| | | 60+60 | 6.00 | 6.00 | - | - | - | - | 2.1 | 12.0 | 13.5 | 750 | 3720 | 4520 | 17.1 | 16.3 | 15.7 |
| | 3 room | 20+20+20 | 3.00 | 3.00 | 3.00 | - | - | - | 3.2 | 9.0 | 11.1 | 780 | 2230 | 3350 | 10.2 | 9.8 | 9.4 |
| | | 20+20+25 | 2.89 | 2.89 | 3.62 | - | - | - | 3.2 | 9.4 | 11.6 | 780 | 2350 | 3550 | 10.8 | 10.3 | 9.9 |
| | | 20+20+35 | 2.80 | 2.80 | 4.90 | - | - | - | 3.2 | 10.5 | 12.4 | 780 | 2710 | 3820 | 12.4 | 11.9 | 11.4 |
| | | 20+20+50 | 2.62 | 2.62 | 6.56 | - | - | - | 3.2 | 11.8 | 13.5 | 780 | 3210 | 4190 | 14.7 | 14.1 | 13.5 |
| | | 20+20+60 | 2.40 | 2.40 | 7.20 | - | - | - | 3.2 | 12.0 | 13.5 | 780 | 3350 | 4190 | 15.4 | 14.7 | 14.1 |
| | | 20+25+25 | 2.80 | 3.50 | 3.50 | - | - | - | 3.2 | 9.8 | 12.1 | 780 | 2510 | 3720 | 11.5 | 11.0 | 10.6 |
| | | 20+25+35 | 2.73 | 3.41 | 4.77 | - | - | - | 3.2 | 10.9 | 12.9 | 780 | 2910 | 3990 | 13.4 | 12.8 | 12.2 |

COMBINATIONS

| Indoor unit combination | | Heating capacity (kW) | | | | | | | | | Power consumption(W) | | | Standard current(A) | | | |
|-------------------------|----------------|-----------------------|------|------|------|------|-----|----------------|----------|------|----------------------|----------|------|---------------------|------|------|------|
| | | Room heating capacity | | | | | | Total capacity | | | Min. | Standard | Max. | 220V | 230V | 240V | |
| | | A | B | C | D | E | F | Min. | Standard | Max. | | | | | | | |
| 3 room | 20+25+50 | 2.53 | 3.16 | 6.32 | - | - | - | 3.2 | 12.0 | 13.5 | 780 | 3350 | 4190 | 15.4 | 14.7 | 14.1 | |
| | 20+25+60 | 2.29 | 2.86 | 6.86 | - | - | - | 3.2 | 12.0 | 13.5 | 780 | 3350 | 4190 | 15.4 | 14.7 | 14.1 | |
| | 20+35+35 | 2.67 | 4.67 | 4.67 | - | - | - | 3.2 | 12.0 | 13.5 | 780 | 3360 | 4190 | 15.4 | 14.8 | 14.1 | |
| | 20+35+50 | 2.29 | 4.00 | 5.71 | - | - | - | 3.2 | 12.0 | 13.5 | 780 | 3350 | 4190 | 15.4 | 14.7 | 14.1 | |
| | 20+35+60 | 2.09 | 3.65 | 6.26 | - | - | - | 3.2 | 12.0 | 13.5 | 780 | 3340 | 4190 | 15.3 | 14.7 | 14.1 | |
| | 20+50+50 | 2.00 | 5.00 | 5.00 | - | - | - | 3.2 | 12.0 | 13.5 | 780 | 3340 | 4190 | 15.3 | 14.7 | 14.1 | |
| | 20+50+60 | 1.85 | 4.62 | 5.54 | - | - | - | 3.2 | 12.0 | 13.5 | 780 | 3340 | 4190 | 15.3 | 14.7 | 14.1 | |
| | 20+60+60 | 1.71 | 5.14 | 5.14 | - | - | - | 3.2 | 12.0 | 13.5 | 780 | 3330 | 4190 | 15.3 | 14.6 | 14.0 | |
| | 25+25+25 | 3.40 | 3.40 | 3.40 | - | - | - | 3.2 | 10.2 | 12.6 | 780 | 2710 | 3880 | 12.4 | 11.9 | 11.4 | |
| | 25+25+35 | 3.32 | 3.32 | 4.65 | - | - | - | 3.2 | 11.3 | 13.4 | 780 | 3110 | 4120 | 14.3 | 13.7 | 13.1 | |
| | 25+25+50 | 3.00 | 3.00 | 6.00 | - | - | - | 3.2 | 12.0 | 13.5 | 780 | 3350 | 4190 | 15.4 | 14.7 | 14.1 | |
| | 25+25+60 | 2.73 | 2.73 | 6.55 | - | - | - | 3.2 | 12.0 | 13.5 | 780 | 3350 | 4190 | 15.4 | 14.7 | 14.1 | |
| | 25+35+35 | 3.16 | 4.42 | 4.42 | - | - | - | 3.2 | 12.0 | 13.5 | 780 | 3350 | 4190 | 15.4 | 14.7 | 14.1 | |
| | 25+35+50 | 2.73 | 3.82 | 5.45 | - | - | - | 3.2 | 12.0 | 13.5 | 780 | 3350 | 4190 | 15.4 | 14.7 | 14.1 | |
| | 25+35+60 | 2.50 | 3.50 | 6.00 | - | - | - | 3.2 | 12.0 | 13.5 | 780 | 3340 | 4190 | 15.3 | 14.7 | 14.1 | |
| | 25+50+50 | 2.40 | 4.80 | 4.80 | - | - | - | 3.2 | 12.0 | 13.5 | 780 | 3340 | 4190 | 15.3 | 14.7 | 14.1 | |
| | 25+50+60 | 2.22 | 4.44 | 5.33 | - | - | - | 3.2 | 12.0 | 13.5 | 780 | 3330 | 4190 | 15.3 | 14.6 | 14.0 | |
| | 25+60+60 | 2.07 | 4.97 | 4.97 | - | - | - | 3.2 | 12.0 | 13.5 | 780 | 3330 | 4190 | 15.3 | 14.6 | 14.0 | |
| | 35+35+35 | 4.00 | 4.00 | 4.00 | - | - | - | 3.2 | 12.0 | 13.5 | 780 | 3350 | 4190 | 15.4 | 14.7 | 14.1 | |
| | 35+35+50 | 3.50 | 3.50 | 5.00 | - | - | - | 3.2 | 12.0 | 13.5 | 780 | 3340 | 4190 | 15.3 | 14.7 | 14.1 | |
| | 35+35+60 | 3.23 | 3.23 | 5.54 | - | - | - | 3.2 | 12.0 | 13.5 | 780 | 3340 | 4190 | 15.3 | 14.7 | 14.1 | |
| | 35+50+50 | 3.11 | 4.44 | 4.44 | - | - | - | 3.2 | 12.0 | 13.5 | 780 | 3330 | 4190 | 15.3 | 14.6 | 14.0 | |
| | 35+50+60 | 2.90 | 4.14 | 4.97 | - | - | - | 3.2 | 12.0 | 13.5 | 780 | 3330 | 4190 | 15.3 | 14.6 | 14.0 | |
| | 35+60+60 | 2.71 | 4.65 | 4.65 | - | - | - | 3.2 | 12.0 | 13.5 | 780 | 3320 | 4190 | 15.2 | 14.6 | 14.0 | |
| | 50+50+50 | 4.00 | 4.00 | 4.00 | - | - | - | 3.2 | 12.0 | 13.5 | 780 | 3330 | 4190 | 15.3 | 14.6 | 14.0 | |
| | 50+50+60 | 3.75 | 3.75 | 4.50 | - | - | - | 3.2 | 12.0 | 13.5 | 780 | 3320 | 4190 | 15.2 | 14.6 | 14.0 | |
| | 4 room | 20+20+20+20 | 3.00 | 3.00 | 3.00 | 3.00 | - | - | 3.6 | 12.0 | 13.5 | 950 | 3230 | 3840 | 14.7 | 14.1 | 13.5 |
| | | 20+20+20+25 | 2.82 | 2.82 | 2.82 | 3.53 | - | - | 3.6 | 12.0 | 13.5 | 950 | 3230 | 3840 | 14.7 | 14.1 | 13.5 |
| 20+20+20+35 | | 2.53 | 2.53 | 2.53 | 4.42 | - | - | 3.6 | 12.0 | 13.5 | 950 | 3230 | 3840 | 14.7 | 14.1 | 13.5 | |
| 20+20+20+50 | | 2.18 | 2.18 | 2.18 | 5.45 | - | - | 3.6 | 12.0 | 13.5 | 950 | 3220 | 3840 | 14.7 | 14.0 | 13.4 | |
| 20+20+20+60 | | 2.00 | 2.00 | 2.00 | 6.00 | - | - | 3.6 | 12.0 | 13.5 | 950 | 3220 | 3840 | 14.7 | 14.0 | 13.4 | |
| 20+20+25+25 | | 2.67 | 2.67 | 3.33 | 3.33 | - | - | 3.6 | 12.0 | 13.5 | 950 | 3230 | 3840 | 14.7 | 14.1 | 13.5 | |
| 20+20+25+35 | | 2.40 | 2.40 | 3.00 | 4.20 | - | - | 3.6 | 12.0 | 13.5 | 950 | 3220 | 3840 | 14.7 | 14.0 | 13.4 | |
| 20+20+25+50 | | 2.09 | 2.09 | 2.61 | 5.22 | - | - | 3.6 | 12.0 | 13.5 | 950 | 3220 | 3840 | 14.7 | 14.0 | 13.4 | |
| 20+20+25+60 | | 1.92 | 1.92 | 2.40 | 5.76 | - | - | 3.6 | 12.0 | 13.5 | 950 | 3340 | 3840 | 15.2 | 14.5 | 13.9 | |
| 20+20+35+35 | | 2.18 | 2.18 | 3.82 | 3.82 | - | - | 3.6 | 12.0 | 13.5 | 950 | 3220 | 3840 | 14.7 | 14.0 | 13.4 | |
| 20+20+35+50 | | 1.92 | 1.92 | 3.36 | 4.80 | - | - | 3.6 | 12.0 | 13.5 | 950 | 3340 | 3840 | 15.2 | 14.5 | 13.9 | |
| 20+20+35+60 | | 1.78 | 1.78 | 3.11 | 5.33 | - | - | 3.6 | 12.0 | 13.5 | 950 | 3210 | 3840 | 14.6 | 14.0 | 13.4 | |
| 20+20+50+50 | | 1.71 | 1.71 | 4.29 | 4.29 | - | - | 3.6 | 12.0 | 13.5 | 950 | 3210 | 3840 | 14.6 | 14.0 | 13.4 | |
| 20+20+50+60 | | 1.60 | 1.60 | 4.00 | 4.80 | - | - | 3.6 | 12.0 | 13.5 | 950 | 3210 | 3840 | 14.6 | 14.0 | 13.4 | |
| 20+20+60+60 | | 1.50 | 1.50 | 4.50 | 4.50 | - | - | 3.6 | 12.0 | 13.5 | 950 | 3200 | 3840 | 14.6 | 13.9 | 13.3 | |
| 20+25+25+25 | | 2.53 | 3.16 | 3.16 | 3.16 | - | - | 3.6 | 12.0 | 13.5 | 950 | 3230 | 3840 | 14.7 | 14.1 | 13.5 | |
| 20+25+25+35 | | 2.29 | 2.86 | 2.86 | 4.00 | - | - | 3.6 | 12.0 | 13.5 | 950 | 3220 | 3840 | 14.7 | 14.0 | 13.4 | |
| 20+25+25+50 | | 2.00 | 2.50 | 2.50 | 5.00 | - | - | 3.6 | 12.0 | 13.5 | 950 | 3220 | 3840 | 14.7 | 14.0 | 13.4 | |
| 20+25+25+60 | | 1.85 | 2.31 | 2.31 | 5.54 | - | - | 3.6 | 12.0 | 13.5 | 950 | 3340 | 3840 | 15.2 | 14.5 | 13.9 | |
| 20+25+35+35 | | 2.09 | 2.61 | 3.65 | 3.65 | - | - | 3.6 | 12.0 | 13.5 | 950 | 3220 | 3840 | 14.7 | 14.0 | 13.4 | |
| 20+25+35+50 | | 1.85 | 2.31 | 3.23 | 4.62 | - | - | 3.6 | 12.0 | 13.5 | 950 | 3340 | 3840 | 15.2 | 14.5 | 13.9 | |
| 20+25+35+60 | | 1.71 | 2.14 | 3.00 | 5.14 | - | - | 3.6 | 12.0 | 13.5 | 950 | 3210 | 3840 | 14.6 | 14.0 | 13.4 | |
| 20+25+50+50 | | 1.66 | 2.07 | 4.14 | 4.14 | - | - | 3.6 | 12.0 | 13.5 | 950 | 3210 | 3840 | 14.6 | 14.0 | 13.4 | |
| 20+25+50+60 | | 1.55 | 1.94 | 3.87 | 4.65 | - | - | 3.6 | 12.0 | 13.5 | 950 | 3200 | 3840 | 14.6 | 13.9 | 13.3 | |
| 20+35+35+35 | | 1.92 | 3.36 | 3.36 | 3.36 | - | - | 3.6 | 12.0 | 13.5 | 950 | 3340 | 3840 | 15.2 | 14.5 | 13.9 | |
| 20+35+35+50 | | 1.71 | 3.00 | 3.00 | 4.29 | - | - | 3.6 | 12.0 | 13.5 | 950 | 3210 | 3840 | 14.6 | 14.0 | 13.4 | |
| 20+35+35+60 | | 1.60 | 2.80 | 2.80 | 4.80 | - | - | 3.6 | 12.0 | 13.5 | 950 | 3210 | 3840 | 14.6 | 14.0 | 13.4 | |
| 20+35+50+50 | | 1.55 | 2.71 | 3.87 | 3.87 | - | - | 3.6 | 12.0 | 13.5 | 950 | 3200 | 3840 | 14.6 | 13.9 | 13.3 | |
| 25+25+25+25 | | 3.00 | 3.00 | 3.00 | 3.00 | - | - | 3.6 | 12.0 | 13.5 | 950 | 3220 | 3840 | 14.7 | 14.0 | 13.4 | |
| 25+25+25+35 | | 2.73 | 2.73 | 2.73 | 3.82 | - | - | 3.6 | 12.0 | 13.5 | 950 | 3220 | 3840 | 14.7 | 14.0 | 13.4 | |
| 25+25+25+50 | | 2.40 | 2.40 | 2.40 | 4.80 | - | - | 3.6 | 12.0 | 13.5 | 950 | 3340 | 3840 | 15.2 | 14.5 | 13.9 | |
| 25+25+25+60 | | 2.22 | 2.22 | 2.22 | 5.33 | - | - | 3.6 | 12.0 | 13.5 | 950 | 3210 | 3840 | 14.6 | 14.0 | 13.4 | |
| 25+25+35+35 | 2.50 | 2.50 | 3.50 | 3.50 | - | - | 3.6 | 12.0 | 13.5 | 950 | 3220 | 3840 | 14.7 | 14.0 | 13.4 | | |
| 25+25+35+50 | 2.22 | 2.22 | 3.11 | 4.44 | - | - | 3.6 | 12.0 | 13.5 | 950 | 3210 | 3840 | 14.6 | 14.0 | 13.4 | | |
| 25+25+35+60 | 2.07 | 2.07 | 2.90 | 4.97 | - | - | 3.6 | 12.0 | 13.5 | 950 | 3210 | 3840 | 14.6 | 14.0 | 13.4 | | |
| 25+25+50+50 | 2.00 | 2.00 | 4.00 | 4.00 | - | - | 3.6 | 12.0 | 13.5 | 950 | 3210 | 3840 | 14.6 | 14.0 | 13.4 | | |
| 25+25+50+60 | 1.88 | 1.88 | 3.75 | 4.50 | - | - | 3.6 | 12.0 | 13.5 | 950 | 3200 | 3840 | 14.6 | 13.9 | 13.3 | | |
| 25+35+35+35 | 2.31 | 3.23 | 3.23 | 3.23 | - | - | 3.6 | 12.0 | 13.5 | 950 | 3340 | 3840 | 15.2 | 14.5 | 13.9 | | |
| 25+35+35+50 | 2.07 | 2.90 | 2.90 | 4.14 | - | - | 3.6 | 12.0 | 13.5 | 950 | 3210 | 3840 | 14.6 | 14.0 | 13.4 | | |
| 25+35+35+60 | 1.94 | 2.71 | 2.71 | 4.65 | - | - | 3.6 | 12.0 | 13.5 | 950 | 3200 | 3840 | 14.6 | 13.9 | 13.3 | | |
| 25+35+50+50 | 1.88 | 2.63 | 3.75 | 3.75 | - | - | 3.6 | 12.0 | 13.5 | 950 | 3200 | 3840 | 14.6 | 13.9 | 13.3 | | |
| 35+35+35+35 | 3.00 | 3.00 | 3.00 | 3.00 | - | - | 3.6 | 12.0 | 13.5 | 950 | 3210 | 3840 | 14.6 | 14.0 | 13.4 | | |
| 35+35+35+50 | 2.71 | 2.71 | 2.71 | 3.87 | - | - | 3.6 | 12.0 | 13.5 | 950 | 3200 | 3840 | 14.6 | 13.9 | 13.3 | | |
| 5 room | 20+20+20+20+20 | 2.40 | 2.40 | 2.40 | 2.40 | 2.40 | - | 4.0 | 12.0 | 13.5 | 1050 | 2930 | 3400 | 13.3 | 12.8 | 12.2 | |
| | 20+20+20+20+25 | 2.29 | 2.29 | 2.29 | 2.29 | 2.86 | - | 4.0 | 12.0 | 13.5 | 1050 | 2920 | 3400 | 13.3 | 12.7 | 12.2 | |
| | 20+20+20+20+35 | 2.09 | 2.09 | 2.09 | 2.09 | 3.65 | - | 4.0 | 12.0 | 13.5 | 1050 | 2920 | 3400 | 13.3 | 12.7 | 12.2 | |
| | 20+20+20+20+50 | 1.85 | 1.85 | 1.85 | 1.85 | 4.62 | - | 4.0 | 12.0 | 13.5 | 1050 | 2910 | 3400 | 13.2 | 12.7 | 12.1 | |
| | 20+20+20+20+60 | 1.71 | 1.71 | 1.71 | 1.71 | 5.14 | - | 4.0 | 12.0 | 13.5 | 1050 | 2910 | 3400 | 13.2 | 12.7 | 12.1 | |
| | 20+20+20+25+25 | 2.18 | 2.18 | 2.18 | 2.73 | 2.73 | - | 4.0 | 12.0 | 13.5 | 1050 | 2920 | 3400 | 13.3 | 12.7 | 12.2 | |
| | 20+20+20+25+35 | 2.00 | 2.00 | 2.00 | 2.50 | 3.50 | - | 4.0 | 12.0 | 13.5 | 1050 | 2920 | 3400 | 13.3 | 12.7 | 12.2 | |
| 20+20+20+25+50 | 1.78 | 1.78 | 1.78 | 2.22 | 4.44 | - | 4.0 | 12.0 | 13.5 | 1050 | 2910 | 3400 | 13.2 | 12.7 | 12.1 | | |



MULTI-SPLIT SYSTEM

| Indoor unit combination | | Heating capacity (kW) | | | | | | | | | Power consumption(W) | | | Standard current(A) | | | |
|-------------------------|--------|-----------------------|------|------|------|------|------|----------------|----------|------|----------------------|----------|------|---------------------|------|------|------|
| | | Room heating capacity | | | | | | Total capacity | | | Min. | Standard | Max. | 220V | 230V | 240V | |
| | | A | B | C | D | E | F | Min. | Standard | Max. | | | | | | | |
| Heating operation | 5 room | 20+20+20+25+60 | 1.66 | 1.66 | 1.66 | 2.07 | 4.97 | - | 4.0 | 12.0 | 13.5 | 1050 | 2910 | 3400 | 13.2 | 12.7 | 12.1 |
| | | 20+20+20+35+35 | 1.85 | 1.85 | 1.85 | 3.23 | 3.23 | - | 4.0 | 12.0 | 13.5 | 1050 | 2910 | 3400 | 13.2 | 12.7 | 12.1 |
| | | 20+20+20+35+60 | 1.66 | 1.66 | 1.66 | 2.90 | 4.14 | - | 4.0 | 12.0 | 13.5 | 1050 | 2910 | 3400 | 13.2 | 12.7 | 12.1 |
| | | 20+20+25+25+35 | 1.55 | 1.55 | 1.55 | 2.71 | 4.65 | - | 4.0 | 12.0 | 13.5 | 1050 | 2900 | 3400 | 13.2 | 12.6 | 12.1 |
| | | 20+20+25+50+50 | 1.50 | 1.50 | 1.50 | 3.75 | 3.75 | - | 4.0 | 12.0 | 13.5 | 1050 | 2900 | 3400 | 13.2 | 12.6 | 12.1 |
| | | 20+20+25+25+25 | 2.09 | 2.09 | 2.61 | 2.61 | 2.61 | - | 4.0 | 12.0 | 13.5 | 1050 | 2920 | 3400 | 13.3 | 12.7 | 12.2 |
| | | 20+20+25+25+35 | 1.92 | 1.92 | 2.40 | 2.40 | 3.36 | - | 4.0 | 12.0 | 13.5 | 1050 | 2910 | 3400 | 13.2 | 12.7 | 12.1 |
| | | 20+20+25+25+50 | 1.71 | 1.71 | 2.14 | 2.14 | 4.29 | - | 4.0 | 12.0 | 13.5 | 1050 | 2910 | 3400 | 13.2 | 12.7 | 12.1 |
| | | 20+20+25+25+60 | 1.60 | 1.60 | 2.00 | 2.00 | 4.80 | - | 4.0 | 12.0 | 13.5 | 1050 | 2910 | 3400 | 13.2 | 12.7 | 12.1 |
| | | 20+20+25+35+35 | 1.78 | 1.78 | 2.22 | 3.11 | 3.11 | - | 4.0 | 12.0 | 13.5 | 1050 | 2910 | 3400 | 13.2 | 12.7 | 12.1 |
| | | 20+20+25+35+50 | 1.60 | 1.60 | 2.00 | 2.80 | 4.00 | - | 4.0 | 12.0 | 13.5 | 1050 | 2910 | 3400 | 13.2 | 12.7 | 12.1 |
| | | 20+20+25+35+60 | 1.50 | 1.50 | 1.88 | 2.63 | 4.50 | - | 4.0 | 12.0 | 13.5 | 1050 | 2900 | 3400 | 13.2 | 12.6 | 12.1 |
| | | 20+20+35+35+35 | 1.66 | 1.66 | 2.90 | 2.90 | 2.90 | - | 4.0 | 12.0 | 13.5 | 1050 | 2910 | 3400 | 13.2 | 12.7 | 12.1 |
| | | 20+20+35+35+50 | 1.50 | 1.50 | 2.63 | 2.63 | 3.75 | - | 4.0 | 12.0 | 13.5 | 1050 | 2900 | 3400 | 13.2 | 12.6 | 12.1 |
| | | 20+25+25+25+25 | 2.00 | 2.50 | 2.50 | 2.50 | 2.50 | - | 4.0 | 12.0 | 13.5 | 1050 | 2920 | 3400 | 13.3 | 12.7 | 12.2 |
| | | 20+25+25+25+35 | 1.85 | 2.31 | 2.31 | 2.31 | 3.23 | - | 4.0 | 12.0 | 13.5 | 1050 | 2910 | 3400 | 13.2 | 12.7 | 12.1 |
| | | 20+25+25+25+50 | 1.66 | 2.07 | 2.07 | 2.07 | 4.14 | - | 4.0 | 12.0 | 13.5 | 1050 | 2910 | 3400 | 13.2 | 12.7 | 12.1 |
| | | 20+25+25+25+60 | 1.55 | 1.94 | 1.94 | 1.94 | 4.65 | - | 4.0 | 12.0 | 13.5 | 1050 | 2900 | 3400 | 13.2 | 12.6 | 12.1 |
| | | 20+25+25+35+35 | 1.71 | 2.14 | 2.14 | 3.00 | 3.00 | - | 4.0 | 12.0 | 13.5 | 1050 | 2910 | 3400 | 13.2 | 12.7 | 12.1 |
| | | 20+25+25+35+50 | 1.55 | 1.94 | 1.94 | 2.71 | 3.87 | - | 4.0 | 12.0 | 13.5 | 1050 | 2900 | 3400 | 13.2 | 12.6 | 12.1 |
| | | 20+25+35+35+35 | 1.60 | 2.00 | 2.80 | 2.80 | 2.80 | - | 4.0 | 12.0 | 13.5 | 1050 | 2910 | 3400 | 13.2 | 12.7 | 12.1 |
| | | 20+35+35+35+35 | 1.50 | 2.63 | 2.63 | 2.63 | 2.63 | - | 4.0 | 12.0 | 13.5 | 1050 | 2900 | 3400 | 13.2 | 12.6 | 12.1 |
| | | 25+25+25+25+25 | 2.40 | 2.40 | 2.40 | 2.40 | 2.40 | - | 4.0 | 12.0 | 13.5 | 1050 | 2910 | 3400 | 13.2 | 12.7 | 12.1 |
| | | 25+25+25+25+35 | 2.22 | 2.22 | 2.22 | 2.22 | 3.11 | - | 4.0 | 12.0 | 13.5 | 1050 | 2910 | 3400 | 13.2 | 12.7 | 12.1 |
| | | 25+25+25+25+50 | 2.00 | 2.00 | 2.00 | 2.00 | 4.00 | - | 4.0 | 12.0 | 13.5 | 1050 | 2910 | 3400 | 13.2 | 12.7 | 12.1 |
| 25+25+25+25+60 | 1.88 | 1.88 | 1.88 | 1.88 | 4.50 | - | 4.0 | 12.0 | 13.5 | 1050 | 2900 | 3400 | 13.2 | 12.6 | 12.1 | | |
| 25+25+25+35+35 | 2.07 | 2.07 | 2.07 | 2.90 | 2.90 | - | 4.0 | 12.0 | 13.5 | 1050 | 2910 | 3400 | 13.2 | 12.7 | 12.1 | | |
| 25+25+25+35+50 | 1.88 | 1.88 | 1.88 | 2.63 | 3.75 | - | 4.0 | 12.0 | 13.5 | 1050 | 2900 | 3400 | 13.2 | 12.6 | 12.1 | | |
| 25+25+35+35+35 | 1.94 | 1.94 | 2.71 | 2.71 | 2.71 | - | 4.0 | 12.0 | 13.5 | 1050 | 2900 | 3400 | 13.2 | 12.6 | 12.1 | | |

| Indoor unit combination | | Cooling capacity (kW) | | | | | | | | | Power consumption(W) | | | Standard current(A) | | | |
|-------------------------|--------|-----------------------|------|------|------|---|---|----------------|----------|------|----------------------|----------|------|---------------------|------|------|------|
| | | Room cooling capacity | | | | | | Total capacity | | | Min. | Standard | Max. | 220V | 230V | 240V | |
| | | A | B | C | D | E | F | Min. | Standard | Max. | | | | | | | |
| Cooling operation | 1 room | 20 | 2.0 | - | - | - | - | - | 1.8 | 2.0 | 2.8 | 650 | 750 | 1100 | 3.4 | 3.3 | 3.2 |
| | | 25 | 2.5 | - | - | - | - | - | 1.8 | 2.5 | 3.4 | 650 | 950 | 1350 | 4.4 | 4.2 | 4.0 |
| | | 35 | 3.5 | - | - | - | - | - | 1.8 | 3.5 | 3.9 | 650 | 1400 | 1600 | 6.4 | 6.1 | 5.9 |
| | | 50 | 5.0 | - | - | - | - | - | 1.8 | 5.0 | 6.1 | 650 | 2000 | 2500 | 9.2 | 8.8 | 8.4 |
| | | 60 | 6.0 | - | - | - | - | - | 1.8 | 6.0 | 7.0 | 650 | 2450 | 3000 | 11.2 | 10.8 | 10.3 |
| | 2 room | 20+20 | 2.00 | 2.00 | - | - | - | - | 3.0 | 4.0 | 5.6 | 740 | 910 | 1460 | 4.2 | 4.0 | 3.8 |
| | | 20+25 | 2.00 | 2.50 | - | - | - | - | 3.0 | 4.5 | 6.2 | 740 | 1050 | 1820 | 4.8 | 4.6 | 4.4 |
| | | 20+35 | 2.00 | 3.50 | - | - | - | - | 3.0 | 5.5 | 6.7 | 740 | 1430 | 2020 | 6.6 | 6.3 | 6.0 |
| | | 20+50 | 2.00 | 5.00 | - | - | - | - | 3.0 | 7.0 | 8.9 | 740 | 2180 | 2820 | 10.0 | 9.6 | 9.2 |
| | | 20+60 | 2.00 | 6.00 | - | - | - | - | 3.0 | 8.0 | 9.8 | 740 | 2530 | 3360 | 11.6 | 11.1 | 10.6 |
| | | 25+25 | 2.50 | 2.50 | - | - | - | - | 3.0 | 5.0 | 6.8 | 740 | 1350 | 2200 | 6.2 | 5.9 | 5.7 |
| | | 25+35 | 2.50 | 3.50 | - | - | - | - | 3.0 | 6.0 | 7.3 | 740 | 1720 | 2320 | 7.9 | 7.6 | 7.2 |
| | | 25+50 | 2.50 | 5.00 | - | - | - | - | 3.0 | 7.5 | 9.5 | 740 | 2350 | 3220 | 10.8 | 10.3 | 9.9 |
| | | 25+60 | 2.50 | 6.00 | - | - | - | - | 3.0 | 8.5 | 9.8 | 740 | 2680 | 3360 | 12.3 | 11.8 | 11.3 |
| | | 35+35 | 3.50 | 3.50 | - | - | - | - | 3.0 | 7.0 | 7.8 | 740 | 2180 | 2820 | 10.0 | 9.6 | 9.2 |
| | | 35+50 | 3.50 | 5.00 | - | - | - | - | 3.0 | 8.5 | 10.0 | 740 | 2680 | 3620 | 12.3 | 11.8 | 11.3 |
| | | 35+60 | 3.50 | 6.00 | - | - | - | - | 3.0 | 9.5 | 10.9 | 740 | 3120 | 3990 | 14.3 | 13.7 | 13.1 |
| | | 50+50 | 5.00 | 5.00 | - | - | - | - | 3.0 | 10.0 | 12.0 | 740 | 3350 | 4400 | 15.4 | 14.7 | 14.1 |
| | | 50+60 | 4.55 | 5.45 | - | - | - | - | 3.0 | 10.0 | 12.0 | 740 | 3350 | 4400 | 15.4 | 14.7 | 14.1 |
| | | 60+60 | 5.00 | 5.00 | - | - | - | - | 3.0 | 10.0 | 12.0 | 740 | 3340 | 4400 | 15.3 | 14.7 | 14.1 |
| | 3 room | 20+20+20 | 2.00 | 2.00 | 2.00 | - | - | - | 3.7 | 6.0 | 8.4 | 880 | 1460 | 2560 | 6.7 | 6.4 | 6.1 |
| | | 20+20+25 | 2.00 | 2.00 | 2.50 | - | - | - | 3.7 | 6.5 | 9.0 | 880 | 1650 | 2700 | 7.6 | 7.2 | 6.9 |
| | | 20+20+35 | 2.00 | 2.00 | 3.50 | - | - | - | 3.7 | 7.5 | 9.5 | 880 | 1980 | 3120 | 9.1 | 8.7 | 8.3 |
| | | 20+20+50 | 2.00 | 2.00 | 5.00 | - | - | - | 3.7 | 9.0 | 11.7 | 880 | 2600 | 4120 | 11.9 | 11.4 | 10.9 |
| | | 20+20+60 | 2.00 | 2.00 | 6.00 | - | - | - | 3.7 | 10.0 | 12.0 | 880 | 3120 | 4250 | 14.3 | 13.7 | 13.1 |
| | | 20+25+25 | 2.00 | 2.50 | 2.50 | - | - | - | 3.7 | 7.0 | 9.6 | 880 | 1850 | 3210 | 8.5 | 8.1 | 7.8 |
| | | 20+25+35 | 2.00 | 2.50 | 3.50 | - | - | - | 3.7 | 8.0 | 10.1 | 880 | 2320 | 3630 | 10.7 | 10.2 | 9.8 |
| | | 20+25+50 | 2.00 | 2.50 | 5.00 | - | - | - | 3.7 | 9.5 | 12.0 | 880 | 2980 | 4250 | 13.7 | 13.1 | 12.5 |
| | | 20+25+60 | 1.90 | 2.38 | 5.71 | - | - | - | 3.7 | 10.0 | 12.0 | 880 | 3120 | 4250 | 14.3 | 13.7 | 13.1 |
| | | 20+35+35 | 2.00 | 3.50 | 3.50 | - | - | - | 3.7 | 9.0 | 10.6 | 880 | 2780 | 3750 | 12.8 | 12.2 | 11.7 |
| | | 20+35+50 | 1.90 | 3.33 | 4.76 | - | - | - | 3.7 | 10.0 | 12.0 | 880 | 3120 | 4250 | 14.3 | 13.7 | 13.1 |
| | | 20+35+60 | 1.74 | 3.04 | 5.22 | - | - | - | 3.7 | 10.0 | 12.0 | 880 | 3110 | 4250 | 14.3 | 13.7 | 13.1 |
| | | 20+50+50 | 1.67 | 4.17 | 4.17 | - | - | - | 3.7 | 10.0 | 12.0 | 880 | 3110 | 4250 | 14.3 | 13.7 | 13.1 |
| | | 20+50+60 | 1.54 | 3.85 | 4.62 | - | - | - | 3.7 | 10.0 | 12.0 | 880 | 3110 | 4250 | 14.3 | 13.7 | 13.1 |
| | | 20+60+60 | 1.43 | 4.29 | 4.29 | - | - | - | 3.7 | 10.0 | 12.0 | 880 | 3100 | 4250 | 14.2 | 13.6 | 13.0 |
| | | 25+25+25 | 2.50 | 2.50 | 2.50 | - | - | - | 3.7 | 7.5 | 10.2 | 880 | 2030 | 3640 | 9.3 | 8.9 | 8.5 |
| | | 25+25+35 | 2.50 | 2.50 | 3.50 | - | - | - | 3.7 | 8.5 | 10.7 | 880 | 2520 | 3900 | 11.6 | 11.1 | 10.6 |
| | | 25+25+50 | 2.50 | 2.50 | 5.00 | - | - | - | 3.7 | 10.0 | 12.0 | 880 | 3120 | 4250 | 14.3 | 13.7 | 13.1 |
| | | 25+25+60 | 2.27 | 2.27 | 5.45 | - | - | - | 3.7 | 10.0 | 12.0 | 880 | 3120 | 4250 | 14.3 | 13.7 | 13.1 |
| | | 25+35+35 | 2.50 | 3.50 | 3.50 | - | - | - | 3.7 | 9.5 | 11.2 | 880 | 2980 | 3990 | 13.7 | 13.1 | 12.5 |
| | | 25+35+50 | 2.27 | 3.18 | 4.55 | - | - | - | 3.7 | 10.0 | 12.0 | 880 | 3120 | 4250 | 14.3 | 13.7 | 13.1 |
| | | 25+35+60 | 2.08 | 2.92 | 5.00 | - | - | - | 3.7 | 10.0 | 12.0 | 880 | 3110 | 4250 | 14.3 | 13.7 | 13.1 |
| | | 25+50+50 | 2.00 | 4.00 | 4.00 | - | - | - | 3.7 | 10.0 | 12.0 | 880 | 3110 | 4250 | 14.3 | 13.7 | 13.1 |
| | | 25+50+60 | 1.85 | 3.70 | 4.44 | - | - | - | 3.7 | 10.0 | 12.0 | 880 | 3100 | 4250 | 14.2 | 13.6 | 13.0 |

COMBINATIONS

| Indoor unit combination | | Cooling capacity (kW) | | | | | | | | | Power consumption(W) | | | Standard current(A) | | | | |
|-------------------------|----------------|-----------------------|-------------|------|------|------|------|----------------|----------|------|----------------------|----------|------|---------------------|------|------|------|------|
| | | Room cooling capacity | | | | | | Total capacity | | | Min. | Standard | Max. | 220V | 230V | 240V | | |
| | | A | B | C | D | E | F | Min. | Standard | Max. | | | | | | | | |
| Cooling operation | 3 room | 25+60+60 | 1.72 | 4.14 | 4.14 | - | - | - | 3.7 | 10.0 | 12.0 | 880 | 3100 | 4250 | 14.2 | 13.6 | 13.0 | |
| | | 35+35+35 | 3.33 | 3.33 | 3.33 | - | - | - | 3.7 | 10.0 | 11.7 | 880 | 3120 | 4180 | 14.3 | 13.7 | 13.1 | |
| | | 35+35+50 | 2.92 | 2.92 | 4.17 | - | - | - | 3.7 | 10.0 | 12.0 | 880 | 3110 | 4250 | 14.3 | 13.7 | 13.1 | |
| | | 35+35+60 | 2.69 | 2.69 | 4.62 | - | - | - | 3.7 | 10.0 | 12.0 | 880 | 3110 | 4250 | 14.3 | 13.7 | 13.1 | |
| | | 35+50+50 | 2.59 | 3.70 | 3.70 | - | - | - | 3.7 | 10.0 | 12.0 | 880 | 3100 | 4250 | 14.2 | 13.6 | 13.0 | |
| | | 35+50+60 | 2.41 | 3.45 | 4.14 | - | - | - | 3.7 | 10.0 | 12.0 | 880 | 3100 | 4250 | 14.2 | 13.6 | 13.0 | |
| | 4 room | 35+60+60 | 2.26 | 3.87 | 3.87 | - | - | - | 3.7 | 10.0 | 12.0 | 880 | 3090 | 4250 | 14.2 | 13.6 | 13.0 | |
| | | 50+50+50 | 3.33 | 3.33 | 3.33 | - | - | - | 3.7 | 10.0 | 12.0 | 880 | 3100 | 4250 | 14.2 | 13.6 | 13.0 | |
| | | 50+50+60 | 3.13 | 3.13 | 3.75 | - | - | - | 3.7 | 10.0 | 12.0 | 880 | 3090 | 4250 | 14.2 | 13.6 | 13.0 | |
| | | 5 room | 20+20+20+20 | 2.00 | 2.00 | 2.00 | 2.00 | - | - | 4.4 | 8.0 | 11.2 | 1100 | 2050 | 3680 | 9.3 | 8.9 | 8.6 |
| | | | 20+20+20+25 | 2.00 | 2.00 | 2.00 | 2.50 | - | - | 4.4 | 8.5 | 11.8 | 1100 | 2320 | 3890 | 10.6 | 10.1 | 9.7 |
| | | | 20+20+20+35 | 2.00 | 2.00 | 2.00 | 3.50 | - | - | 4.4 | 9.5 | 12.0 | 1100 | 2820 | 4050 | 12.8 | 12.3 | 11.8 |
| 20+20+20+50 | | | 1.82 | 1.82 | 1.82 | 4.55 | - | - | 4.4 | 10.0 | 12.0 | 1100 | 3020 | 4050 | 13.7 | 13.1 | 12.6 | |
| 20+20+20+60 | | | 1.67 | 1.67 | 1.67 | 5.00 | - | - | 4.4 | 10.0 | 12.0 | 1100 | 3020 | 4050 | 13.7 | 13.1 | 12.6 | |
| 20+20+25+25 | | | 2.00 | 2.00 | 2.50 | 2.50 | - | - | 4.4 | 9.0 | 12.0 | 1100 | 2520 | 4050 | 11.5 | 11.0 | 10.5 | |
| 20+20+25+35 | | | 2.00 | 2.00 | 2.50 | 3.50 | - | - | 4.4 | 10.0 | 12.0 | 1100 | 3030 | 4050 | 13.8 | 13.2 | 12.6 | |
| 20+20+25+50 | | | 1.74 | 1.74 | 2.17 | 4.35 | - | - | 4.4 | 10.0 | 12.0 | 1100 | 3020 | 4050 | 13.7 | 13.1 | 12.6 | |
| 20+20+25+60 | | | 1.60 | 1.60 | 2.00 | 4.80 | - | - | 4.4 | 10.0 | 12.0 | 1100 | 3010 | 4050 | 13.7 | 13.1 | 12.6 | |
| 20+20+35+35 | | | 1.82 | 1.82 | 3.18 | 3.18 | - | - | 4.4 | 10.0 | 12.0 | 1100 | 3020 | 4050 | 13.7 | 13.1 | 12.6 | |
| 20+20+35+50 | | | 1.60 | 1.60 | 2.80 | 4.00 | - | - | 4.4 | 10.0 | 12.0 | 1100 | 3010 | 4050 | 13.7 | 13.1 | 12.6 | |
| 20+20+35+60 | | | 1.48 | 1.48 | 2.59 | 4.44 | - | - | 4.4 | 10.0 | 12.0 | 1100 | 3010 | 4050 | 13.7 | 13.1 | 12.6 | |
| 20+20+50+50 | | | 1.43 | 1.43 | 3.57 | 3.57 | - | - | 4.4 | 10.0 | 12.0 | 1100 | 3010 | 4050 | 13.7 | 13.1 | 12.6 | |
| 20+20+50+60 | | | 1.33 | 1.33 | 3.33 | 4.00 | - | - | 4.4 | 10.0 | 12.0 | 1100 | 3000 | 4050 | 13.7 | 13.1 | 12.5 | |
| 20+20+60+60 | | | 1.25 | 1.25 | 3.75 | 3.75 | - | - | 4.4 | 10.0 | 12.0 | 1100 | 2990 | 4050 | 13.6 | 13.0 | 12.5 | |
| 20+25+25+25 | | | 2.00 | 2.50 | 2.50 | 2.50 | - | - | 4.4 | 9.5 | 12.0 | 1100 | 2820 | 4050 | 12.8 | 12.3 | 11.8 | |
| 20+25+25+35 | | | 1.90 | 2.38 | 2.38 | 3.33 | - | - | 4.4 | 10.0 | 12.0 | 1100 | 3030 | 4050 | 13.8 | 13.2 | 12.6 | |
| 20+25+25+50 | | | 1.67 | 2.08 | 2.08 | 4.17 | - | - | 4.4 | 10.0 | 12.0 | 1100 | 3020 | 4050 | 13.7 | 13.1 | 12.6 | |
| 20+25+25+60 | | | 1.54 | 1.92 | 1.92 | 4.62 | - | - | 4.4 | 10.0 | 12.0 | 1100 | 3010 | 4050 | 13.7 | 13.1 | 12.6 | |
| 20+25+35+35 | | | 1.74 | 2.17 | 3.04 | 3.04 | - | - | 4.4 | 10.0 | 12.0 | 1100 | 3020 | 4050 | 13.7 | 13.1 | 12.6 | |
| 20+25+35+50 | | | 1.54 | 1.92 | 2.69 | 3.85 | - | - | 4.4 | 10.0 | 12.0 | 1100 | 3010 | 4050 | 13.7 | 13.1 | 12.6 | |
| 20+25+35+60 | | | 1.43 | 1.79 | 2.50 | 4.29 | - | - | 4.4 | 10.0 | 12.0 | 1100 | 3010 | 4050 | 13.7 | 13.1 | 12.6 | |
| 20+25+50+50 | | | 1.38 | 1.72 | 3.45 | 3.45 | - | - | 4.4 | 10.0 | 12.0 | 1100 | 3000 | 4050 | 13.7 | 13.1 | 12.5 | |
| 20+25+50+60 | | | 1.29 | 1.61 | 3.23 | 3.87 | - | - | 4.4 | 10.0 | 12.0 | 1100 | 3000 | 4050 | 13.7 | 13.1 | 12.5 | |
| 20+25+60+60 | | | 1.21 | 1.52 | 3.64 | 3.64 | - | - | 4.4 | 10.0 | 12.0 | 1100 | 2990 | 4050 | 13.6 | 13.0 | 12.5 | |
| 20+35+35+35 | | | 1.60 | 2.80 | 2.80 | 2.80 | - | - | 4.4 | 10.0 | 12.0 | 1100 | 3010 | 4050 | 13.7 | 13.1 | 12.6 | |
| 20+35+35+50 | | | 1.43 | 2.50 | 2.50 | 3.57 | - | - | 4.4 | 10.0 | 12.0 | 1100 | 3010 | 4050 | 13.7 | 13.1 | 12.6 | |
| 20+35+35+60 | | | 1.33 | 2.33 | 2.33 | 4.00 | - | - | 4.4 | 10.0 | 12.0 | 1100 | 3000 | 4050 | 13.7 | 13.1 | 12.5 | |
| 20+35+50+50 | | | 1.29 | 2.26 | 3.23 | 3.23 | - | - | 4.4 | 10.0 | 12.0 | 1100 | 3000 | 4050 | 13.7 | 13.1 | 12.5 | |
| 25+25+25+25 | | | 2.50 | 2.50 | 2.50 | 2.50 | - | - | 4.4 | 10.0 | 12.0 | 1100 | 3030 | 4050 | 13.8 | 13.2 | 12.6 | |
| 25+25+25+35 | | | 2.27 | 2.27 | 2.27 | 3.18 | - | - | 4.4 | 10.0 | 12.0 | 1100 | 3020 | 4050 | 13.7 | 13.1 | 12.6 | |
| 25+25+25+50 | | | 2.00 | 2.00 | 2.00 | 4.00 | - | - | 4.4 | 10.0 | 12.0 | 1100 | 3010 | 4050 | 13.7 | 13.1 | 12.6 | |
| 25+25+25+60 | | | 1.85 | 1.85 | 1.85 | 4.44 | - | - | 4.4 | 10.0 | 12.0 | 1100 | 3010 | 4050 | 13.7 | 13.1 | 12.6 | |
| 25+25+35+35 | 2.08 | | 2.08 | 2.92 | 2.92 | - | - | 4.4 | 10.0 | 12.0 | 1100 | 3020 | 4050 | 13.7 | 13.1 | 12.6 | | |
| 25+25+35+50 | 1.85 | | 1.85 | 2.59 | 3.70 | - | - | 4.4 | 10.0 | 12.0 | 1100 | 3010 | 4050 | 13.7 | 13.1 | 12.6 | | |
| 25+25+35+60 | 1.72 | | 1.72 | 2.41 | 4.14 | - | - | 4.4 | 10.0 | 12.0 | 1100 | 3000 | 4050 | 13.7 | 13.1 | 12.5 | | |
| 25+25+50+50 | 1.67 | 1.67 | 3.33 | 3.33 | - | - | 4.4 | 10.0 | 12.0 | 1100 | 3000 | 4050 | 13.7 | 13.1 | 12.5 | | | |
| 25+25+50+60 | 1.56 | 1.56 | 3.13 | 3.75 | - | - | 4.4 | 10.0 | 12.0 | 1100 | 2990 | 4050 | 13.6 | 13.0 | 12.5 | | | |
| 25+35+35+35 | 1.92 | 2.69 | 2.69 | 2.69 | - | - | 4.4 | 10.0 | 12.0 | 1100 | 3010 | 4050 | 13.7 | 13.1 | 12.6 | | | |
| 25+35+35+50 | 1.72 | 2.41 | 2.41 | 3.45 | - | - | 4.4 | 10.0 | 12.0 | 1100 | 3000 | 4050 | 13.7 | 13.1 | 12.5 | | | |
| 25+35+35+60 | 1.61 | 2.26 | 2.26 | 3.87 | - | - | 4.4 | 10.0 | 12.0 | 1100 | 3000 | 4050 | 13.7 | 13.1 | 12.5 | | | |
| 25+35+50+50 | 1.56 | 2.19 | 3.13 | 3.13 | - | - | 4.4 | 10.0 | 12.0 | 1100 | 2990 | 4050 | 13.6 | 13.0 | 12.5 | | | |
| 35+35+35+35 | 2.50 | 2.50 | 2.50 | 2.50 | - | - | 4.4 | 10.0 | 12.0 | 1100 | 3010 | 4050 | 13.7 | 13.1 | 12.6 | | | |
| 35+35+35+50 | 2.26 | 2.26 | 2.26 | 3.23 | - | - | 4.4 | 10.0 | 12.0 | 1100 | 3000 | 4050 | 13.7 | 13.1 | 12.5 | | | |
| 5 room | 20+20+20+20+20 | 2.00 | 2.00 | 2.00 | 2.00 | 2.00 | - | 5.1 | 10.0 | 12.0 | 1210 | 2860 | 4030 | 13.0 | 12.4 | 11.9 | | |
| | 20+20+20+20+25 | 1.90 | 1.90 | 1.90 | 1.90 | 2.38 | - | 5.1 | 10.0 | 12.0 | 1210 | 2860 | 4030 | 13.0 | 12.4 | 11.9 | | |
| | 20+20+20+20+35 | 1.74 | 1.74 | 1.74 | 1.74 | 3.04 | - | 5.1 | 10.0 | 12.0 | 1210 | 2850 | 4030 | 13.0 | 12.4 | 11.9 | | |
| | 20+20+20+20+50 | 1.54 | 1.54 | 1.54 | 1.54 | 3.85 | - | 5.1 | 10.0 | 12.0 | 1210 | 2840 | 4030 | 12.9 | 12.4 | 11.8 | | |
| | 20+20+20+20+60 | 1.43 | 1.43 | 1.43 | 1.43 | 4.29 | - | 5.1 | 10.0 | 12.0 | 1210 | 2840 | 4030 | 12.9 | 12.4 | 11.8 | | |
| | 20+20+20+25+25 | 1.82 | 1.82 | 1.82 | 2.27 | 2.27 | - | 5.1 | 10.0 | 12.0 | 1210 | 2860 | 4030 | 13.0 | 12.4 | 11.9 | | |
| | 20+20+20+25+35 | 1.67 | 1.67 | 1.67 | 2.08 | 2.92 | - | 5.1 | 10.0 | 12.0 | 1210 | 2850 | 4030 | 13.0 | 12.4 | 11.9 | | |
| | 20+20+20+25+50 | 1.48 | 1.48 | 1.48 | 1.85 | 3.70 | - | 5.1 | 10.0 | 12.0 | 1210 | 2840 | 4030 | 12.9 | 12.4 | 11.8 | | |
| | 20+20+20+25+60 | 1.38 | 1.38 | 1.38 | 1.72 | 4.14 | - | 5.1 | 10.0 | 12.0 | 1210 | 2840 | 4030 | 12.9 | 12.4 | 11.8 | | |
| | 20+20+20+35+35 | 1.54 | 1.54 | 1.54 | 2.69 | 2.69 | - | 5.1 | 10.0 | 12.0 | 1210 | 2840 | 4030 | 12.9 | 12.4 | 11.8 | | |
| | 20+20+20+35+50 | 1.38 | 1.38 | 1.38 | 2.41 | 3.45 | - | 5.1 | 10.0 | 12.0 | 1210 | 2840 | 4030 | 12.9 | 12.4 | 11.8 | | |
| | 20+20+20+35+60 | 1.29 | 1.29 | 1.29 | 2.26 | 3.87 | - | 5.1 | 10.0 | 12.0 | 1210 | 2830 | 4030 | 12.9 | 12.3 | 11.8 | | |
| | 20+20+20+50+50 | 1.25 | 1.25 | 1.25 | 3.13 | 3.13 | - | 5.1 | 10.0 | 12.0 | 1210 | 2830 | 4030 | 12.9 | 12.3 | 11.8 | | |
| | 20+20+25+25+25 | 1.74 | 1.74 | 2.17 | 2.17 | 2.17 | - | 5.1 | 10.0 | 12.0 | 1210 | 2850 | 4030 | 13.0 | 12.4 | 11.9 | | |
| | 20+20+25+25+35 | 1.60 | 1.60 | 2.00 | 2.00 | 2.80 | - | 5.1 | 10.0 | 12.0 | 1210 | 2850 | 4030 | 13.0 | 12.4 | 11.9 | | |
| | 20+20+25+25+50 | 1.43 | 1.43 | 1.79 | 1.79 | 3.57 | - | 5.1 | 10.0 | 12.0 | 1210 | 2840 | 4030 | 12.9 | 12.4 | 11.8 | | |
| | 20+20+25+25+60 | 1.33 | 1.33 | 1.67 | 1.67 | 4.00 | - | 5.1 | 10.0 | 12.0 | 1210 | 2840 | 4030 | 12.9 | 12.4 | 11.8 | | |
| | 20+20+25+35+35 | 1.48 | 1.48 | 1.85 | 2.59 | 2.59 | - | 5.1 | 10.0 | 12.0 | 1210 | 2840 | 4030 | 12.9 | 12.4 | 11.8 | | |
| | 20+20+25+35+50 | 1.33 | 1.33 | 1.67 | 2.33 | 3.33 | - | 5.1 | 10.0 | 12.0 | 1210 | 2840 | 4030 | 12.9 | 12.4 | 11.8 | | |
| | 20+20+25+35+60 | 1.25 | 1.25 | 1.56 | 2.19 | 3.75 | - | 5.1 | 10.0 | 12.0 | 1210 | 2830 | 4030 | 12.9 | 12.3 | 11.8 | | |
| | 20+20+35+35+35 | 1.38 | 1.38 | 2.41 | 2.41 | 2.41 | - | 5.1 | 10.0 | 12.0 | 1210 | 2840 | 4030 | 12.9 | 12.4 | 11.8 | | |
| | 20+20+35+35+50 | 1.25 | 1.25 | 2.19 | 2.19 | 3.13 | - | 5.1 | 10.0 | 12.0 | 1210 | 2830 | 4030 | 12.9 | 12.3 | 11.8 | | |
| | 20+25+25+25+25 | 1.67 | 2.08 | 2.08 | 2.08 | 2.08 | - | 5.1 | 10.0 | 12.0 | 1210 | 2850 | 4030 | 13.0 | 12.4 | 11.9 | | |
| | 20+25+25+25+35 | 1.54 | 1.92 | 1.92 | 1.92 | 2.69 | - | 5.1 | 10.0 | 12.0 | 1210 | 2840 | 4030 | 12.9 | 12.4 | 11.8 | | |



MULTI-SPLIT SYSTEM

| Indoor unit combination | | Cooling capacity (kW) | | | | | | | | | Power consumption(W) | | | Standard current(A) | | | |
|-------------------------|--------|-----------------------|------|------|------|------|------|----------------|----------|------|----------------------|----------|------|---------------------|------|------|------|
| | | Room cooling capacity | | | | | | Total capacity | | | Min. | Standard | Max. | 220V | 230V | 240V | |
| | | A | B | C | D | E | F | Min. | Standard | Max. | | | | | | | |
| Cooling operation | 5 room | 20+25+25+25+50 | 1.38 | 1.72 | 1.72 | 1.72 | 3.45 | - | 5.1 | 10.0 | 12.0 | 1210 | 2840 | 4030 | 12.9 | 12.4 | 11.8 |
| | | 20+25+25+25+60 | 1.29 | 1.61 | 1.61 | 1.61 | 3.87 | - | 5.1 | 10.0 | 12.0 | 1210 | 2830 | 4030 | 12.9 | 12.3 | 11.8 |
| | | 20+25+25+35+35 | 1.43 | 1.79 | 1.79 | 2.50 | 2.50 | - | 5.1 | 10.0 | 12.0 | 1210 | 2840 | 4030 | 12.9 | 12.4 | 11.8 |
| | | 20+25+25+35+50 | 1.29 | 1.61 | 1.61 | 2.26 | 3.23 | - | 5.1 | 10.0 | 12.0 | 1210 | 2830 | 4030 | 12.9 | 12.3 | 11.8 |
| | | 20+25+35+35+35 | 1.33 | 1.67 | 2.33 | 2.33 | 2.33 | - | 5.1 | 10.0 | 12.0 | 1210 | 2840 | 4030 | 12.9 | 12.4 | 11.8 |
| | | 20+35+35+35+35 | 1.25 | 2.19 | 2.19 | 2.19 | 2.19 | - | 5.1 | 10.0 | 12.0 | 1210 | 2830 | 4030 | 12.9 | 12.3 | 11.8 |
| | | 25+25+25+25+25 | 2.00 | 2.00 | 2.00 | 2.00 | 2.00 | - | 5.1 | 10.0 | 12.0 | 1210 | 2850 | 4030 | 13.0 | 12.4 | 11.9 |
| | | 25+25+25+25+35 | 1.85 | 1.85 | 1.85 | 1.85 | 2.59 | - | 5.1 | 10.0 | 12.0 | 1210 | 2840 | 4030 | 12.9 | 12.4 | 11.8 |
| | | 25+25+25+25+50 | 1.67 | 1.67 | 1.67 | 1.67 | 3.33 | - | 5.1 | 10.0 | 12.0 | 1210 | 2840 | 4030 | 12.9 | 12.4 | 11.8 |
| | | 25+25+25+25+60 | 1.56 | 1.56 | 1.56 | 1.56 | 3.75 | - | 5.1 | 10.0 | 12.0 | 1210 | 2830 | 4030 | 12.9 | 12.3 | 11.8 |
| | | 25+25+25+35+35 | 1.72 | 1.72 | 1.72 | 2.41 | 2.41 | - | 5.1 | 10.0 | 12.0 | 1210 | 2840 | 4030 | 12.9 | 12.4 | 11.8 |
| | | 25+25+25+35+50 | 1.56 | 1.56 | 1.56 | 2.19 | 3.13 | - | 5.1 | 10.0 | 12.0 | 1210 | 2830 | 4030 | 12.9 | 12.3 | 11.8 |
| 25+25+35+35+35 | 1.61 | 1.61 | 2.26 | 2.26 | 2.26 | - | 5.1 | 10.0 | 12.0 | 1210 | 2830 | 4030 | 12.9 | 12.3 | 11.8 | | |

SCM100ZM-S Table of Indoor unit combination with other indoor unit

| Indoor unit combination | | Heating capacity (kW) | | | | | | | | | Power consumption(W) | | | Standard current(A) | | | |
|-------------------------|----------|-----------------------|------|------|------|---|-----|----------------|----------|------|----------------------|----------|------|---------------------|------|------|------|
| | | Room heating capacity | | | | | | Total capacity | | | Min. | Standard | Max. | 220V | 230V | 240V | |
| | | A | B | C | D | E | F | Min. | Standard | Max. | | | | | | | |
| Cooling operation | 1 room | 20 | 3.0 | - | - | - | - | - | 1.5 | 3.0 | 3.6 | 700 | 1220 | 1330 | 5.6 | 5.4 | 5.1 |
| | | 25 | 3.4 | - | - | - | - | - | 1.5 | 3.4 | 4.1 | 700 | 1265 | 1540 | 5.8 | 5.6 | 5.3 |
| | | 35 | 4.5 | - | - | - | - | - | 1.5 | 4.5 | 4.9 | 700 | 1650 | 1840 | 7.6 | 7.2 | 6.9 |
| | | 50 | 5.8 | - | - | - | - | - | 1.5 | 5.8 | 6.4 | 700 | 2120 | 2410 | 9.7 | 9.3 | 8.9 |
| | | 60 | 6.8 | - | - | - | - | - | 1.5 | 6.8 | 7.4 | 700 | 2500 | 2760 | 11.5 | 11.0 | 10.5 |
| | | 71 | 8.0 | - | - | - | - | - | 1.5 | 8.0 | 8.1 | 700 | 3020 | 3090 | 13.9 | 13.3 | 12.7 |
| | | 20+20 | 3.00 | 3.00 | - | - | - | - | 2.1 | 6.0 | 7.2 | 750 | 1540 | 1860 | 7.1 | 6.8 | 6.5 |
| | 20+25 | 2.84 | 3.56 | - | - | - | - | 2.1 | 6.4 | 7.7 | 750 | 1660 | 2210 | 7.6 | 7.3 | 7.0 | |
| | 20+35 | 2.73 | 4.77 | - | - | - | - | 2.1 | 7.5 | 8.5 | 750 | 1990 | 2520 | 9.1 | 8.7 | 8.4 | |
| | 20+50 | 2.51 | 6.29 | - | - | - | - | 2.1 | 8.8 | 10.0 | 750 | 2430 | 3220 | 11.2 | 10.7 | 10.2 | |
| | 20+60 | 2.45 | 7.35 | - | - | - | - | 2.1 | 9.8 | 11.0 | 750 | 2840 | 3620 | 13.0 | 12.5 | 12.0 | |
| | 20+71 | 2.42 | 8.58 | - | - | - | - | 2.1 | 11.0 | 11.6 | 750 | 2840 | 3620 | 13.0 | 12.5 | 12.0 | |
| | 25+25 | 3.40 | 3.40 | - | - | - | - | 2.1 | 6.8 | 8.2 | 750 | 1770 | 2420 | 8.1 | 7.8 | 7.4 | |
| | 25+35 | 3.29 | 4.61 | - | - | - | - | 2.1 | 7.9 | 9.0 | 750 | 2140 | 2820 | 9.8 | 9.4 | 9.0 | |
| | 25+50 | 3.07 | 6.13 | - | - | - | - | 2.1 | 9.2 | 10.5 | 750 | 2630 | 3610 | 12.1 | 11.6 | 11.1 | |
| | 25+60 | 3.00 | 7.20 | - | - | - | - | 2.1 | 10.2 | 11.5 | 750 | 3040 | 3790 | 14.0 | 13.4 | 12.8 | |
| | 25+71 | 2.97 | 8.43 | - | - | - | - | 2.1 | 11.4 | 12.1 | 750 | 3440 | 4250 | 15.8 | 15.1 | 14.5 | |
| | 35+35 | 4.50 | 4.50 | - | - | - | - | 2.1 | 9.0 | 9.8 | 750 | 2520 | 3210 | 11.6 | 11.1 | 10.6 | |
| | 35+50 | 4.24 | 6.06 | - | - | - | - | 2.1 | 10.3 | 11.3 | 750 | 3040 | 3710 | 14.0 | 13.4 | 12.8 | |
| | 35+60 | 4.16 | 7.14 | - | - | - | - | 2.1 | 11.3 | 12.3 | 750 | 3420 | 4320 | 15.7 | 15.0 | 14.4 | |
| | 35+71 | 3.96 | 8.04 | - | - | - | - | 2.1 | 12.0 | 12.9 | 750 | 4030 | 4690 | 18.5 | 17.7 | 17.0 | |
| 50+50 | 5.80 | 5.80 | - | - | - | - | 2.1 | 11.6 | 12.8 | 750 | 3660 | 4620 | 16.8 | 16.1 | 15.4 | | |
| 50+60 | 5.45 | 6.55 | - | - | - | - | 2.1 | 12.0 | 13.3 | 750 | 4030 | 4920 | 18.5 | 17.7 | 17.0 | | |
| 50+71 | 4.96 | 7.04 | - | - | - | - | 2.1 | 12.0 | 13.3 | 750 | 4030 | 4920 | 18.5 | 17.7 | 17.0 | | |
| 60+60 | 6.00 | 6.00 | - | - | - | - | 2.1 | 12.0 | 13.3 | 750 | 4030 | 4920 | 18.5 | 17.7 | 17.0 | | |
| 60+71 | 5.50 | 6.50 | - | - | - | - | 2.1 | 12.0 | 13.3 | 750 | 4030 | 4920 | 18.5 | 17.7 | 17.0 | | |
| 71+71 | 6.00 | 6.00 | - | - | - | - | 2.1 | 12.0 | 13.3 | 750 | 4030 | 4920 | 18.5 | 17.7 | 17.0 | | |
| Heating operation | 2 room | 20+20+20 | 3.00 | 3.00 | 3.00 | - | - | - | 3.2 | 9.0 | 10.9 | 780 | 2270 | 3350 | 10.4 | 10.0 | 9.6 |
| | | 20+20+25 | 2.89 | 2.89 | 3.62 | - | - | - | 3.2 | 9.4 | 11.4 | 780 | 2400 | 3550 | 11.0 | 10.5 | 10.1 |
| | | 20+20+35 | 2.80 | 2.80 | 4.90 | - | - | - | 3.2 | 10.5 | 12.2 | 780 | 2760 | 3820 | 12.7 | 12.1 | 11.6 |
| | | 20+20+50 | 2.62 | 2.62 | 6.56 | - | - | - | 3.2 | 11.8 | 13.3 | 780 | 3270 | 4290 | 15.0 | 14.4 | 13.8 |
| | | 20+20+60 | 2.40 | 2.40 | 7.20 | - | - | - | 3.2 | 12.0 | 13.3 | 780 | 3420 | 4290 | 15.7 | 15.0 | 14.4 |
| | | 20+20+71 | 2.16 | 2.16 | 7.68 | - | - | - | 3.2 | 12.0 | 13.3 | 780 | 3410 | 4290 | 15.7 | 15.0 | 14.4 |
| | | 20+25+25 | 2.80 | 3.50 | 3.50 | - | - | - | 3.2 | 9.8 | 11.9 | 780 | 2560 | 3720 | 11.8 | 11.2 | 10.8 |
| | | 20+25+35 | 2.73 | 3.41 | 4.77 | - | - | - | 3.2 | 10.9 | 12.7 | 780 | 2970 | 3990 | 13.6 | 13.0 | 12.5 |
| | | 20+25+50 | 2.53 | 3.16 | 6.32 | - | - | - | 3.2 | 12.0 | 13.3 | 780 | 3420 | 4290 | 15.7 | 15.0 | 14.4 |
| | | 20+25+60 | 2.29 | 2.86 | 6.86 | - | - | - | 3.2 | 12.0 | 13.3 | 780 | 3420 | 4290 | 15.7 | 15.0 | 14.4 |
| | | 20+25+71 | 2.07 | 2.59 | 7.34 | - | - | - | 3.2 | 12.0 | 13.3 | 780 | 3410 | 4290 | 15.7 | 15.0 | 14.4 |
| | | 20+35+35 | 2.67 | 4.67 | 4.67 | - | - | - | 3.2 | 12.0 | 13.3 | 780 | 3420 | 4290 | 15.7 | 15.0 | 14.4 |
| | 20+35+50 | 2.29 | 4.00 | 5.71 | - | - | - | 3.2 | 12.0 | 13.3 | 780 | 3420 | 4290 | 15.7 | 15.0 | 14.4 | |
| | 20+35+60 | 2.09 | 3.65 | 6.26 | - | - | - | 3.2 | 12.0 | 13.3 | 780 | 3410 | 4290 | 15.7 | 15.0 | 14.4 | |
| | 20+35+71 | 1.90 | 3.33 | 6.76 | - | - | - | 3.2 | 12.0 | 13.3 | 780 | 3410 | 4290 | 15.7 | 15.0 | 14.4 | |
| | 20+50+50 | 2.00 | 5.00 | 5.00 | - | - | - | 3.2 | 12.0 | 13.3 | 780 | 3410 | 4290 | 15.7 | 15.0 | 14.4 | |
| | 20+50+60 | 1.85 | 4.62 | 5.54 | - | - | - | 3.2 | 12.0 | 13.3 | 780 | 3400 | 4290 | 15.6 | 14.9 | 14.3 | |
| | 20+50+71 | 1.70 | 4.26 | 6.04 | - | - | - | 4.2 | 12.0 | 13.3 | 780 | 3390 | 4290 | 15.6 | 14.9 | 14.3 | |
| | 20+60+60 | 1.71 | 5.14 | 5.14 | - | - | - | 5.2 | 12.0 | 13.3 | 780 | 3390 | 4290 | 15.6 | 14.9 | 14.3 | |
| | 20+60+71 | 1.59 | 4.77 | 5.64 | - | - | - | 6.2 | 12.0 | 13.3 | 780 | 3390 | 4290 | 15.6 | 14.9 | 14.3 | |
| | 25+25+25 | 3.40 | 3.40 | 3.40 | - | - | - | 3.2 | 10.2 | 12.4 | 780 | 2760 | 3880 | 12.7 | 12.1 | 11.6 | |
| | 25+25+35 | 3.32 | 3.32 | 4.65 | - | - | - | 3.2 | 11.3 | 13.2 | 780 | 3170 | 4120 | 14.6 | 13.9 | 13.3 | |
| | 25+25+50 | 3.00 | 3.00 | 6.00 | - | - | - | 3.2 | 12.0 | 13.3 | 780 | 3420 | 4290 | 15.7 | 15.0 | 14.4 | |
| | 25+25+60 | 2.73 | 2.73 | 6.55 | - | - | - | 3.2 | 12.0 | 13.3 | 780 | 3410 | 4290 | 15.7 | 15.0 | 14.4 | |
| | 25+25+71 | 2.48 | 2.48 | 7.04 | - | - | - | 3.2 | 12.0 | 13.3 | 780 | 3410 | 4290 | 15.7 | 15.0 | 14.4 | |
| | 25+35+35 | 3.16 | 4.42 | 4.42 | - | - | - | 3.2 | 12.0 | 13.3 | 780 | 3420 | 4290 | 15.7 | 15.0 | 14.4 | |
| | 25+35+50 | 2.73 | 3.82 | 5.45 | - | - | - | 3.2 | 12.0 | 13.3 | 780 | 3410 | 4290 | 15.7 | 15.0 | 14.4 | |
| | 25+35+60 | 2.50 | 3.50 | 6.00 | - | - | - | 3.2 | 12.0 | 13.3 | 780 | 3410 | 4290 | 15.7 | 15.0 | 14.4 | |
| | 25+35+71 | 2.29 | 3.21 | 6.50 | - | - | - | 4.2 | 12.0 | 13.3 | 780 | 3400 | 4290 | 15.6 | 14.9 | 14.3 | |
| | 25+50+50 | 2.40 | 4.80 | 4.80 | - | - | - | 3.2 | 12.0 | 13.3 | 780 | 3410 | 4290 | 15.7 | 15.0 | 14.4 | |
| 25+50+60 | 2.22 | 4.44 | 5.33 | - | - | - | 3.2 | 12.0 | 13.3 | 780 | 3400 | 4290 | 15.6 | 14.9 | 14.3 | | |

COMBINATIONS

| Indoor unit combination | | Heating capacity (kW) | | | | | | | | | Power consumption(W) | | | Standard current(A) | | |
|-------------------------|----------------|-----------------------|------|------|------|------|-----|----------------|----------|------|----------------------|----------|------|---------------------|------|------|
| | | Room heating capacity | | | | | | Total capacity | | | Min. | Standard | Max. | 220V | 230V | 240V |
| | | A | B | C | D | E | F | Min. | Standard | Max. | | | | | | |
| 3 room | 25+50+71 | 2.05 | 4.11 | 5.84 | - | - | - | 3.2 | 12.0 | 13.3 | 780 | 3390 | 4290 | 15.6 | 14.9 | 14.3 |
| | 25+60+60 | 2.07 | 4.97 | 4.97 | - | - | - | 3.2 | 12.0 | 13.3 | 780 | 3390 | 4290 | 15.6 | 14.9 | 14.3 |
| | 25+60+71 | 1.92 | 4.62 | 5.46 | - | - | - | 3.2 | 12.0 | 13.3 | 780 | 3390 | 4290 | 15.6 | 14.9 | 14.3 |
| | 35+35+35 | 4.00 | 4.00 | 4.00 | - | - | - | 3.2 | 12.0 | 13.3 | 780 | 3420 | 4290 | 15.7 | 15.0 | 14.4 |
| | 35+35+50 | 3.50 | 3.50 | 5.00 | - | - | - | 3.2 | 12.0 | 13.3 | 780 | 3410 | 4290 | 15.7 | 15.0 | 14.4 |
| | 35+35+60 | 3.23 | 3.23 | 5.54 | - | - | - | 3.2 | 12.0 | 13.3 | 780 | 3400 | 4290 | 15.6 | 14.9 | 14.3 |
| | 35+35+71 | 2.98 | 2.98 | 6.04 | - | - | - | 3.2 | 12.0 | 13.3 | 780 | 3390 | 4290 | 15.6 | 14.9 | 14.3 |
| | 35+50+50 | 3.11 | 4.44 | 4.44 | - | - | - | 3.2 | 12.0 | 13.3 | 780 | 3400 | 4290 | 15.6 | 14.9 | 14.3 |
| | 35+50+60 | 2.90 | 4.14 | 4.97 | - | - | - | 3.2 | 12.0 | 13.3 | 780 | 3390 | 4290 | 15.6 | 14.9 | 14.3 |
| | 35+50+71 | 2.69 | 3.85 | 5.46 | - | - | - | 3.2 | 12.0 | 13.3 | 780 | 3390 | 4290 | 15.6 | 14.9 | 14.3 |
| 35+60+60 | 2.71 | 4.65 | 4.65 | - | - | - | 3.2 | 12.0 | 13.3 | 780 | 3390 | 4290 | 15.6 | 14.9 | 14.3 | |
| 50+50+50 | 4.00 | 4.00 | 4.00 | - | - | - | 3.2 | 12.0 | 13.3 | 780 | 3390 | 4290 | 15.6 | 14.9 | 14.3 | |
| 50+50+60 | 3.75 | 3.75 | 4.50 | - | - | - | 3.2 | 12.0 | 13.3 | 780 | 3380 | 4290 | 15.5 | 14.8 | 14.2 | |
| 4 room | 20+20+20+20 | 3.00 | 3.00 | 3.00 | 3.00 | - | - | 3.6 | 12.0 | 13.3 | 950 | 3270 | 3920 | 14.9 | 14.2 | 13.6 |
| | 20+20+20+25 | 2.82 | 2.82 | 2.82 | 3.53 | - | - | 3.6 | 12.0 | 13.3 | 950 | 3270 | 3920 | 14.9 | 14.2 | 13.6 |
| | 20+20+20+35 | 2.53 | 2.53 | 2.53 | 4.42 | - | - | 3.6 | 12.0 | 13.3 | 950 | 3270 | 3920 | 14.9 | 14.2 | 13.6 |
| | 20+20+20+50 | 2.18 | 2.18 | 2.18 | 5.45 | - | - | 3.6 | 12.0 | 13.3 | 950 | 3260 | 3920 | 14.8 | 14.2 | 13.6 |
| | 20+20+20+60 | 2.00 | 2.00 | 2.00 | 6.00 | - | - | 3.6 | 12.0 | 13.3 | 950 | 3250 | 3920 | 14.8 | 14.1 | 13.6 |
| | 20+20+20+71 | 1.83 | 1.83 | 1.83 | 6.50 | - | - | 3.6 | 12.0 | 13.3 | 950 | 3250 | 3920 | 14.6 | 14.0 | 13.4 |
| | 20+20+25+25 | 2.67 | 2.67 | 3.33 | 3.33 | - | - | 3.6 | 12.0 | 13.3 | 950 | 3270 | 3920 | 14.9 | 14.2 | 13.6 |
| | 20+20+25+35 | 2.40 | 2.40 | 3.00 | 4.20 | - | - | 3.6 | 12.0 | 13.3 | 950 | 3260 | 3920 | 14.8 | 14.2 | 13.6 |
| | 20+20+25+50 | 2.09 | 2.09 | 2.61 | 5.22 | - | - | 3.6 | 12.0 | 13.3 | 950 | 3260 | 3920 | 14.8 | 14.2 | 13.6 |
| | 20+20+25+60 | 1.92 | 1.92 | 2.40 | 5.76 | - | - | 3.6 | 12.0 | 13.3 | 950 | 3250 | 3920 | 14.8 | 14.1 | 13.6 |
| | 20+20+25+71 | 1.76 | 1.76 | 2.21 | 6.26 | - | - | 3.6 | 12.0 | 13.3 | 950 | 3250 | 3920 | 14.8 | 14.1 | 13.6 |
| | 20+20+35+35 | 2.18 | 2.18 | 3.82 | 3.82 | - | - | 3.6 | 12.0 | 13.3 | 950 | 3260 | 3920 | 14.8 | 14.2 | 13.6 |
| | 20+20+35+50 | 1.92 | 1.92 | 3.36 | 4.80 | - | - | 3.6 | 12.0 | 13.3 | 950 | 3250 | 3920 | 14.8 | 14.1 | 13.6 |
| | 20+20+35+60 | 1.78 | 1.78 | 3.11 | 5.33 | - | - | 3.6 | 12.0 | 13.3 | 950 | 3250 | 3920 | 14.8 | 14.1 | 13.6 |
| | 20+20+35+71 | 1.64 | 1.64 | 2.88 | 5.84 | - | - | 3.6 | 12.0 | 13.3 | 950 | 3240 | 3920 | 14.7 | 14.1 | 13.5 |
| | 20+20+50+50 | 1.71 | 1.71 | 4.29 | 4.29 | - | - | 3.6 | 12.0 | 13.3 | 950 | 3240 | 3920 | 14.7 | 14.1 | 13.5 |
| | 20+20+50+60 | 1.60 | 1.60 | 4.00 | 4.80 | - | - | 3.6 | 12.0 | 13.3 | 950 | 3240 | 3920 | 14.7 | 14.1 | 13.5 |
| | 20+20+60+60 | 1.50 | 1.50 | 4.50 | 4.50 | - | - | 3.6 | 12.0 | 13.3 | 950 | 3240 | 3920 | 14.7 | 14.1 | 13.5 |
| | 20+25+25+25 | 2.53 | 3.16 | 3.16 | 3.16 | - | - | 3.6 | 12.0 | 13.3 | 950 | 3270 | 3920 | 14.9 | 14.2 | 13.6 |
| | 20+25+25+35 | 2.29 | 2.86 | 2.86 | 4.00 | - | - | 3.6 | 12.0 | 13.3 | 950 | 3260 | 3920 | 14.8 | 14.2 | 13.6 |
| | 20+25+25+50 | 2.00 | 2.50 | 2.50 | 5.00 | - | - | 3.6 | 12.0 | 13.3 | 950 | 3250 | 3920 | 14.8 | 14.1 | 13.6 |
| | 20+25+25+60 | 1.85 | 2.31 | 2.31 | 5.54 | - | - | 3.6 | 12.0 | 13.3 | 950 | 3250 | 3920 | 14.8 | 14.1 | 13.6 |
| | 20+25+25+71 | 1.70 | 2.13 | 2.13 | 6.04 | - | - | 3.6 | 12.0 | 13.3 | 950 | 3240 | 3920 | 14.7 | 14.1 | 13.5 |
| | 20+25+35+35 | 2.09 | 2.61 | 3.65 | 3.65 | - | - | 3.6 | 12.0 | 13.3 | 950 | 3260 | 3920 | 14.8 | 14.2 | 13.6 |
| | 20+25+35+50 | 1.85 | 2.31 | 3.23 | 4.62 | - | - | 3.6 | 12.0 | 13.3 | 950 | 3250 | 3920 | 14.8 | 14.1 | 13.6 |
| | 20+25+35+60 | 1.71 | 2.14 | 3.00 | 5.14 | - | - | 3.6 | 12.0 | 13.3 | 950 | 3240 | 3920 | 14.7 | 14.1 | 13.5 |
| | 20+25+35+71 | 1.59 | 1.99 | 2.78 | 5.64 | - | - | 3.6 | 12.0 | 13.3 | 950 | 3240 | 3920 | 14.7 | 14.1 | 13.5 |
| | 20+25+50+50 | 1.66 | 2.07 | 4.14 | 4.14 | - | - | 3.6 | 12.0 | 13.3 | 950 | 3240 | 3920 | 14.7 | 14.1 | 13.5 |
| | 20+25+50+60 | 1.55 | 1.94 | 3.87 | 4.65 | - | - | 3.6 | 12.0 | 13.3 | 950 | 3240 | 3920 | 14.7 | 14.1 | 13.5 |
| | 20+35+35+35 | 1.92 | 3.36 | 3.36 | 3.36 | - | - | 3.6 | 12.0 | 13.3 | 950 | 3250 | 3920 | 14.8 | 14.1 | 13.6 |
| | 20+35+35+50 | 1.71 | 3.00 | 3.00 | 4.29 | - | - | 3.6 | 12.0 | 13.3 | 950 | 3240 | 3920 | 14.7 | 14.1 | 13.5 |
| | 20+35+35+60 | 1.60 | 2.80 | 2.80 | 4.80 | - | - | 3.6 | 12.0 | 13.3 | 950 | 3240 | 3920 | 14.7 | 14.1 | 13.5 |
| | 20+35+50+50 | 1.55 | 2.71 | 3.87 | 3.87 | - | - | 3.6 | 12.0 | 13.3 | 950 | 3240 | 3920 | 14.7 | 14.1 | 13.5 |
| | 25+25+25+25 | 3.00 | 3.00 | 3.00 | 3.00 | - | - | 3.6 | 12.0 | 13.3 | 950 | 3260 | 3920 | 14.8 | 14.2 | 13.6 |
| | 25+25+25+35 | 2.73 | 2.73 | 2.73 | 3.82 | - | - | 3.6 | 12.0 | 13.3 | 950 | 3260 | 3920 | 14.8 | 14.2 | 13.6 |
| | 25+25+25+50 | 2.40 | 2.40 | 2.40 | 4.80 | - | - | 3.6 | 12.0 | 13.3 | 950 | 3250 | 3920 | 14.8 | 14.1 | 13.6 |
| | 25+25+25+60 | 2.22 | 2.22 | 2.22 | 5.33 | - | - | 3.6 | 12.0 | 13.3 | 950 | 3250 | 3920 | 14.8 | 14.1 | 13.6 |
| | 25+25+25+71 | 2.05 | 2.05 | 2.05 | 5.84 | - | - | 3.6 | 12.0 | 13.3 | 950 | 3240 | 3920 | 14.7 | 14.1 | 13.5 |
| | 25+25+35+35 | 2.50 | 2.50 | 3.50 | 3.50 | - | - | 3.6 | 12.0 | 13.3 | 950 | 3250 | 3920 | 14.8 | 14.1 | 13.6 |
| | 25+25+35+50 | 2.22 | 2.22 | 3.11 | 4.44 | - | - | 3.6 | 12.0 | 13.3 | 950 | 3250 | 3920 | 14.8 | 14.1 | 13.6 |
| 25+25+35+60 | 2.07 | 2.07 | 2.90 | 4.97 | - | - | 3.6 | 12.0 | 13.3 | 950 | 3240 | 3920 | 14.7 | 14.1 | 13.5 | |
| 25+25+35+71 | 1.92 | 1.92 | 2.69 | 5.46 | - | - | 3.6 | 12.0 | 13.3 | 950 | 3240 | 3920 | 14.7 | 14.1 | 13.5 | |
| 25+25+50+50 | 2.00 | 2.00 | 4.00 | 4.00 | - | - | 3.6 | 12.0 | 13.3 | 950 | 3240 | 3920 | 14.7 | 14.1 | 13.5 | |
| 25+25+50+60 | 1.88 | 1.88 | 3.75 | 4.50 | - | - | 3.6 | 12.0 | 13.3 | 950 | 3240 | 3920 | 14.7 | 14.1 | 13.5 | |
| 25+35+35+35 | 2.31 | 3.23 | 3.23 | 3.23 | - | - | 3.6 | 12.0 | 13.3 | 950 | 3250 | 3920 | 14.8 | 14.1 | 13.6 | |
| 25+35+35+50 | 2.07 | 2.90 | 2.90 | 4.14 | - | - | 3.6 | 12.0 | 13.3 | 950 | 3240 | 3920 | 14.7 | 14.1 | 13.5 | |
| 25+35+35+60 | 1.94 | 2.71 | 2.71 | 4.65 | - | - | 3.6 | 12.0 | 13.3 | 950 | 3240 | 3920 | 14.7 | 14.1 | 13.5 | |
| 25+35+50+50 | 1.88 | 2.63 | 3.75 | 3.75 | - | - | 3.6 | 12.0 | 13.3 | 950 | 3240 | 3920 | 14.7 | 14.1 | 13.5 | |
| 35+35+35+35 | 3.00 | 3.00 | 3.00 | 3.00 | - | - | 3.6 | 12.0 | 13.3 | 950 | 3240 | 3920 | 14.7 | 14.1 | 13.5 | |
| 35+35+35+50 | 2.71 | 2.71 | 2.71 | 3.87 | - | - | 3.6 | 12.0 | 13.3 | 950 | 3240 | 3920 | 14.7 | 14.1 | 13.5 | |
| 5 room | 20+20+20+20+20 | 2.40 | 2.40 | 2.40 | 2.40 | 2.40 | - | 4.0 | 12.0 | 13.3 | 1050 | 3220 | 3620 | 14.7 | 14.0 | 13.4 |
| | 20+20+20+20+25 | 2.29 | 2.29 | 2.29 | 2.29 | 2.86 | - | 4.0 | 12.0 | 13.3 | 1050 | 3220 | 3620 | 14.7 | 14.0 | 13.4 |
| | 20+20+20+20+35 | 2.09 | 2.09 | 2.09 | 2.09 | 3.65 | - | 4.0 | 12.0 | 13.3 | 1050 | 3210 | 3620 | 14.6 | 14.0 | 13.4 |
| | 20+20+20+20+50 | 1.85 | 1.85 | 1.85 | 1.85 | 4.62 | - | 4.0 | 12.0 | 13.3 | 1050 | 3200 | 3620 | 14.6 | 13.9 | 13.3 |
| | 20+20+20+20+60 | 1.71 | 1.71 | 1.71 | 1.71 | 5.14 | - | 4.0 | 12.0 | 13.3 | 1050 | 3200 | 3620 | 14.6 | 13.9 | 13.3 |
| | 20+20+20+20+71 | 1.59 | 1.59 | 1.59 | 1.59 | 5.64 | - | 4.0 | 12.0 | 13.3 | 1050 | 3190 | 3620 | 14.5 | 13.9 | 13.3 |
| | 20+20+20+25+25 | 2.18 | 2.18 | 2.18 | 2.73 | 2.73 | - | 4.0 | 12.0 | 13.3 | 1050 | 3210 | 3620 | 14.6 | 14.0 | 13.4 |
| | 20+20+20+25+35 | 2.00 | 2.00 | 2.00 | 2.50 | 3.50 | - | 4.0 | 12.0 | 13.3 | 1050 | 3210 | 3620 | 14.6 | 14.0 | 13.4 |
| | 20+20+20+25+50 | 1.78 | 1.78 | 1.78 | 2.22 | 4.44 | - | 4.0 | 12.0 | 13.3 | 1050 | 3200 | 3620 | 14.6 | 13.9 | 13.3 |
| | 20+20+20+25+60 | 1.66 | 1.66 | 1.66 | 2.07 | 4.97 | - | 4.0 | 12.0 | 13.3 | 1050 | 3200 | 3620 | 14.6 | 13.9 | 13.3 |
| | 20+20+20+25+71 | 1.54 | 1.54 | 1.54 | 1.92 | 5.46 | | | | | | | | | | |



MULTI-SPLIT SYSTEM

| Indoor unit combination | | Heating capacity (kW) | | | | | | | | | Power consumption(W) | | | Standard current(A) | | | |
|-------------------------|--------|-----------------------|------|------|------|------|------|----------------|----------|------|----------------------|----------|------|---------------------|------|------|------|
| | | Room heating capacity | | | | | | Total capacity | | | Min. | Standard | Max. | 220V | 230V | 240V | |
| | | A | B | C | D | E | F | Min. | Standard | Max. | | | | | | | |
| Heating operation | 5 room | 20+20+20+50+50 | 1.50 | 1.50 | 1.50 | 3.75 | 3.75 | - | 4.0 | 12.0 | 13.3 | 1050 | 3190 | 3620 | 14.5 | 13.9 | 13.3 |
| | | 20+20+25+25+25 | 2.09 | 2.09 | 2.61 | 2.61 | 2.61 | - | 4.0 | 12.0 | 13.3 | 1050 | 3210 | 3620 | 14.6 | 14.0 | 13.4 |
| | | 20+20+25+25+35 | 1.92 | 1.92 | 2.40 | 2.40 | 3.36 | - | 4.0 | 12.0 | 13.3 | 1050 | 3210 | 3620 | 14.6 | 14.0 | 13.4 |
| | | 20+20+25+25+50 | 1.71 | 1.71 | 2.14 | 2.14 | 4.29 | - | 4.0 | 12.0 | 13.3 | 1050 | 3200 | 3620 | 14.6 | 13.9 | 13.3 |
| | | 20+20+25+25+60 | 1.60 | 1.60 | 2.00 | 2.00 | 4.80 | - | 4.0 | 12.0 | 13.3 | 1050 | 3190 | 3620 | 14.5 | 13.9 | 13.3 |
| | | 20+20+25+35+35 | 1.78 | 1.78 | 2.22 | 3.11 | 3.11 | - | 4.0 | 12.0 | 13.3 | 1050 | 3200 | 3620 | 14.6 | 13.9 | 13.3 |
| | | 20+20+25+35+50 | 1.60 | 1.60 | 2.00 | 2.80 | 4.00 | - | 4.0 | 12.0 | 13.3 | 1050 | 3190 | 3620 | 14.5 | 13.9 | 13.3 |
| | | 20+20+25+35+60 | 1.50 | 1.50 | 1.88 | 2.63 | 4.50 | - | 4.0 | 12.0 | 13.3 | 1050 | 3190 | 3620 | 14.5 | 13.9 | 13.3 |
| | | 20+20+35+35+35 | 1.66 | 1.66 | 2.90 | 2.90 | 2.90 | - | 4.0 | 12.0 | 13.3 | 1050 | 3200 | 3620 | 14.6 | 13.9 | 13.3 |
| | | 20+20+35+35+50 | 1.50 | 1.50 | 2.63 | 2.63 | 3.75 | - | 4.0 | 12.0 | 13.3 | 1050 | 3190 | 3620 | 14.5 | 13.9 | 13.3 |
| | | 20+25+25+25+25 | 2.00 | 2.50 | 2.50 | 2.50 | 2.50 | - | 4.0 | 12.0 | 13.3 | 1050 | 3210 | 3620 | 14.6 | 14.0 | 13.4 |
| | | 20+25+25+25+35 | 1.85 | 2.31 | 2.31 | 2.31 | 3.23 | - | 4.0 | 12.0 | 13.3 | 1050 | 3200 | 3620 | 14.6 | 13.9 | 13.3 |
| | | 20+25+25+25+50 | 1.66 | 2.07 | 2.07 | 2.07 | 4.14 | - | 4.0 | 12.0 | 13.3 | 1050 | 3200 | 3620 | 14.6 | 13.9 | 13.3 |
| | | 20+25+25+25+60 | 1.55 | 1.94 | 1.94 | 1.94 | 4.65 | - | 4.0 | 12.0 | 13.3 | 1050 | 3190 | 3620 | 14.5 | 13.9 | 13.3 |
| | | 20+25+25+35+35 | 1.71 | 2.14 | 2.14 | 3.00 | 3.00 | - | 4.0 | 12.0 | 13.3 | 1050 | 3200 | 3620 | 14.6 | 13.9 | 13.3 |
| | | 20+25+25+35+50 | 1.55 | 1.94 | 1.94 | 2.71 | 3.87 | - | 4.0 | 12.0 | 13.3 | 1050 | 3190 | 3620 | 14.5 | 13.9 | 13.3 |
| | | 20+25+25+35+60 | 1.60 | 2.00 | 2.80 | 2.80 | 2.80 | - | 4.0 | 12.0 | 13.3 | 1050 | 3190 | 3620 | 14.5 | 13.9 | 13.3 |
| | | 20+35+35+35+35 | 1.50 | 2.63 | 2.63 | 2.63 | 2.63 | - | 4.0 | 12.0 | 13.3 | 1050 | 3190 | 3620 | 14.5 | 13.9 | 13.3 |
| | | 25+25+25+25+25 | 2.40 | 2.40 | 2.40 | 2.40 | 2.40 | - | 4.0 | 12.0 | 13.3 | 1050 | 3210 | 3620 | 14.6 | 14.0 | 13.4 |
| | | 25+25+25+25+35 | 2.22 | 2.22 | 2.22 | 2.22 | 3.11 | - | 4.0 | 12.0 | 13.3 | 1050 | 3200 | 3620 | 14.6 | 13.9 | 13.3 |
| 25+25+25+25+50 | 2.00 | 2.00 | 2.00 | 2.00 | 4.00 | - | 4.0 | 12.0 | 13.3 | 1050 | 3190 | 3620 | 14.5 | 13.9 | 13.3 | | |
| 25+25+25+25+60 | 1.88 | 1.88 | 1.88 | 1.88 | 4.50 | - | 4.0 | 12.0 | 13.3 | 1050 | 3190 | 3620 | 14.5 | 13.9 | 13.3 | | |
| 25+25+25+35+35 | 2.07 | 2.07 | 2.07 | 2.90 | 2.90 | - | 4.0 | 12.0 | 13.3 | 1050 | 3200 | 3620 | 14.6 | 13.9 | 13.3 | | |
| 25+25+25+35+50 | 1.88 | 1.88 | 1.88 | 2.63 | 3.75 | - | 4.0 | 12.0 | 13.3 | 1050 | 3190 | 3620 | 14.5 | 13.9 | 13.3 | | |
| 25+25+35+35+35 | 1.94 | 1.94 | 2.71 | 2.71 | 2.71 | - | 4.0 | 12.0 | 13.3 | 1050 | 3190 | 3620 | 14.5 | 13.9 | 13.3 | | |

| Indoor unit combination | | Cooling capacity (kW) | | | | | | | | | Power consumption(W) | | | Standard current(A) | | |
|-------------------------|----------|-----------------------|------|------|---|-----|------|----------------|----------|------|----------------------|----------|------|---------------------|------|------|
| | | Room cooling capacity | | | | | | Total capacity | | | Min. | Standard | Max. | 220V | 230V | 240V |
| | | A | B | C | D | E | F | Min. | Standard | Max. | | | | | | |
| Cooling operation | 1 room | 20 | 2.0 | - | - | - | - | 1.8 | 2.0 | 2.7 | 650 | 780 | 1100 | 3.6 | 3.4 | 3.3 |
| | | 25 | 2.5 | - | - | - | - | 1.8 | 2.5 | 3.2 | 650 | 1000 | 1350 | 4.6 | 4.4 | 4.2 |
| | | 35 | 3.5 | - | - | - | - | 1.8 | 3.5 | 3.7 | 650 | 1500 | 1600 | 6.9 | 6.6 | 6.3 |
| | | 50 | 5.0 | - | - | - | - | 1.8 | 5.0 | 5.8 | 650 | 2150 | 2500 | 9.9 | 9.4 | 9.0 |
| | | 60 | 6.0 | - | - | - | - | 1.8 | 6.0 | 6.7 | 650 | 2720 | 3000 | 12.5 | 11.9 | 11.4 |
| | 2 room | 71 | 7.1 | - | - | - | - | 1.8 | 7.1 | 7.2 | 650 | 3250 | 3080 | 14.9 | 14.3 | 13.7 |
| | | 20+20 | 2.00 | 2.00 | - | - | - | 3.0 | 4.0 | 5.4 | 740 | 960 | 1460 | 4.4 | 4.2 | 4.0 |
| | | 20+25 | 2.00 | 2.50 | - | - | - | 3.0 | 4.5 | 5.9 | 740 | 1100 | 1820 | 5.1 | 4.8 | 4.6 |
| | | 20+35 | 2.00 | 3.50 | - | - | - | 3.0 | 5.5 | 6.4 | 740 | 1500 | 2020 | 6.9 | 6.6 | 6.3 |
| | | 20+50 | 2.00 | 5.00 | - | - | - | 3.0 | 7.0 | 8.5 | 740 | 2290 | 2820 | 10.5 | 10.1 | 9.6 |
| | | 20+60 | 2.00 | 6.00 | - | - | - | 3.0 | 8.0 | 9.4 | 740 | 2660 | 3360 | 12.2 | 11.7 | 11.2 |
| | | 20+71 | 2.00 | 7.10 | - | - | - | 3.0 | 9.1 | 9.9 | 740 | 3100 | 3780 | 14.1 | 13.5 | 12.9 |
| | | 25+25 | 2.50 | 2.50 | - | - | - | 3.0 | 5.0 | 6.8 | 740 | 1420 | 2200 | 6.5 | 6.2 | 6.0 |
| | | 25+35 | 2.50 | 3.50 | - | - | - | 3.0 | 6.0 | 6.9 | 740 | 1810 | 2320 | 8.3 | 7.9 | 7.6 |
| | | 25+50 | 2.50 | 5.00 | - | - | - | 3.0 | 7.5 | 9.0 | 740 | 2470 | 3220 | 11.3 | 10.8 | 10.4 |
| | | 25+60 | 2.50 | 6.00 | - | - | - | 3.0 | 8.5 | 9.4 | 740 | 2810 | 3360 | 12.9 | 12.3 | 11.8 |
| | | 25+71 | 2.53 | 7.17 | - | - | - | 3.0 | 9.7 | 10.4 | 740 | 3350 | 4020 | 15.4 | 14.7 | 14.1 |
| | | 35+35 | 3.50 | 3.50 | - | - | - | 3.0 | 7.0 | 7.4 | 740 | 2290 | 2820 | 10.5 | 10.1 | 9.6 |
| | | 35+50 | 3.50 | 5.00 | - | - | - | 3.0 | 8.5 | 9.5 | 740 | 2810 | 3620 | 12.9 | 12.3 | 11.8 |
| | | 35+60 | 3.50 | 6.00 | - | - | - | 3.0 | 9.5 | 10.4 | 740 | 3280 | 3990 | 15.1 | 14.4 | 13.8 |
| 35+71 | 3.30 | 6.70 | - | - | - | 3.0 | 10.0 | 10.9 | 740 | 3480 | 4250 | 15.8 | 15.1 | 14.5 | | |
| 50+50 | 5.00 | 5.00 | - | - | - | 3.0 | 10.0 | 11.6 | 740 | 3480 | 4350 | 16.0 | 15.3 | 14.6 | | |
| 50+60 | 4.55 | 5.45 | - | - | - | 3.0 | 10.0 | 11.8 | 740 | 3480 | 4410 | 16.0 | 15.3 | 14.6 | | |
| 50+71 | 4.13 | 5.87 | - | - | - | 3.0 | 10.0 | 11.8 | 740 | 3470 | 4410 | 15.8 | 15.1 | 14.5 | | |
| 60+60 | 5.00 | 5.00 | - | - | - | 3.0 | 10.0 | 11.8 | 740 | 3470 | 4410 | 15.9 | 15.2 | 14.6 | | |
| 60+71 | 4.58 | 5.42 | - | - | - | 3.0 | 10.0 | 11.8 | 740 | 3470 | 4410 | 15.8 | 15.1 | 14.5 | | |
| 71+71 | 5.00 | 5.00 | - | - | - | 3.0 | 10.0 | 11.8 | 740 | 3460 | 4410 | 15.6 | 14.9 | 14.3 | | |
| 3 room | 20+20+20 | 2.00 | 2.00 | 2.00 | - | - | 3.7 | 6.0 | 8.1 | 880 | 1530 | 2490 | 7.0 | 6.7 | 6.4 | |
| | 20+20+25 | 2.00 | 2.00 | 2.50 | - | - | 3.7 | 6.5 | 8.6 | 880 | 1730 | 2700 | 7.9 | 7.6 | 7.3 | |
| | 20+20+35 | 2.00 | 2.00 | 3.50 | - | - | 3.7 | 7.5 | 9.1 | 880 | 2080 | 3120 | 9.6 | 9.1 | 8.8 | |
| | 20+20+50 | 2.00 | 2.00 | 5.00 | - | - | 3.7 | 9.0 | 11.2 | 880 | 2730 | 4000 | 12.5 | 12.0 | 11.5 | |
| | 20+20+60 | 2.00 | 2.00 | 6.00 | - | - | 3.7 | 10.0 | 11.8 | 880 | 3280 | 4250 | 15.1 | 14.4 | 13.8 | |
| | 20+20+71 | 1.80 | 1.80 | 6.40 | - | - | 3.7 | 10.0 | 11.8 | 880 | 3280 | 4250 | 15.1 | 14.4 | 13.8 | |
| | 20+25+25 | 2.00 | 2.50 | 2.50 | - | - | 3.7 | 7.0 | 9.1 | 880 | 1940 | 3210 | 8.9 | 8.5 | 8.2 | |
| | 20+25+35 | 2.00 | 2.50 | 3.50 | - | - | 3.7 | 8.0 | 9.6 | 880 | 2440 | 3630 | 11.2 | 10.7 | 10.3 | |
| | 20+25+50 | 2.00 | 2.50 | 5.00 | - | - | 3.7 | 9.5 | 11.5 | 880 | 3130 | 4120 | 14.4 | 13.7 | 13.2 | |
| | 20+25+60 | 1.90 | 2.38 | 5.71 | - | - | 3.7 | 10.0 | 11.8 | 880 | 3280 | 4250 | 15.1 | 14.4 | 13.8 | |
| | 20+25+71 | 1.72 | 2.16 | 6.12 | - | - | 3.7 | 10.0 | 11.8 | 880 | 3280 | 4250 | 15.1 | 14.4 | 13.8 | |
| | 20+35+35 | 2.00 | 3.50 | 3.50 | - | - | 3.7 | 9.0 | 10.1 | 880 | 2920 | 3640 | 13.4 | 12.8 | 12.3 | |
| | 20+35+50 | 1.90 | 3.33 | 4.76 | - | - | 3.7 | 10.0 | 11.8 | 880 | 3280 | 4250 | 15.1 | 14.4 | 13.8 | |
| | 20+35+60 | 1.74 | 3.04 | 5.22 | - | - | 3.7 | 10.0 | 11.8 | 880 | 3280 | 4250 | 15.1 | 14.4 | 13.8 | |
| | 20+35+71 | 1.59 | 2.78 | 5.63 | - | - | 4.7 | 10.0 | 11.8 | 880 | 3270 | 4250 | 15.0 | 14.4 | 13.8 | |
| 20+50+50 | 1.67 | 4.17 | 4.17 | - | - | 3.7 | 10.0 | 11.8 | 880 | 3270 | 4250 | 15.0 | 14.4 | 13.8 | | |
| 20+50+60 | 1.54 | 3.85 | 4.62 | - | - | 3.7 | 10.0 | 11.8 | 880 | 3270 | 4250 | 15.0 | 14.4 | 13.8 | | |
| 20+50+71 | 1.42 | 3.55 | 5.04 | - | - | 3.7 | 10.0 | 11.8 | 880 | 3260 | 4250 | 15.0 | 14.3 | 13.7 | | |
| 20+60+60 | 1.43 | 4.29 | 4.29 | - | - | 3.7 | 10.0 | 11.8 | 880 | 3260 | 4250 | 15.0 | 14.3 | 13.7 | | |
| 20+60+71 | 1.32 | 3.97 | 4.70 | - | - | 3.7 | 10.0 | 11.8 | 880 | 3260 | 4250 | 15.0 | 14.3 | 13.7 | | |
| 25+25+25 | 2.50 | 2.50 | 2.50 | - | - | 3.7 | 7.5 | 9.4 | 880 | 2130 | 3340 | 9.8 | 9.4 | 9.0 | | |

COMBINATIONS

| Indoor unit combination | | Cooling capacity (kW) | | | | | | | | | Power consumption(W) | | | Standard current(A) | | | |
|-------------------------|----------------|-----------------------|------|------|------|------|-----|----------------|----------|------|----------------------|----------|------|---------------------|------|------|------|
| | | Room cooling capacity | | | | | | Total capacity | | | Min. | Standard | Max. | 220V | 230V | 240V | |
| | | A | B | C | D | E | F | Min. | Standard | Max. | | | | | | | |
| 3 room | 25+25+35 | 2.50 | 2.50 | 3.50 | - | - | - | 3.7 | 8.5 | 9.9 | 880 | 2650 | 3540 | 12.2 | 11.6 | 11.2 | |
| | 25+25+50 | 2.50 | 2.50 | 5.00 | - | - | - | 3.7 | 10.0 | 11.8 | 880 | 3280 | 4250 | 15.1 | 14.4 | 13.8 | |
| | 25+25+60 | 2.27 | 2.27 | 5.45 | - | - | - | 3.7 | 10.0 | 11.8 | 880 | 3280 | 4250 | 15.1 | 14.4 | 13.8 | |
| | 25+25+71 | 2.07 | 2.07 | 5.87 | - | - | - | 3.7 | 10.0 | 11.8 | 880 | 3270 | 4250 | 15.0 | 14.4 | 13.8 | |
| | 25+35+35 | 2.50 | 3.50 | 3.50 | - | - | - | 3.7 | 9.5 | 10.4 | 880 | 3130 | 3950 | 14.4 | 13.7 | 13.2 | |
| | 25+35+50 | 2.27 | 3.18 | 4.55 | - | - | - | 3.7 | 10.0 | 11.8 | 880 | 3280 | 4250 | 15.1 | 14.4 | 13.8 | |
| | 25+35+60 | 2.08 | 2.92 | 5.00 | - | - | - | 3.7 | 10.0 | 11.8 | 880 | 3270 | 4250 | 15.0 | 14.4 | 13.8 | |
| | 25+35+71 | 1.91 | 2.67 | 5.42 | - | - | - | 3.7 | 10.0 | 11.8 | 880 | 3270 | 4250 | 15.0 | 14.4 | 13.8 | |
| | 25+50+50 | 2.00 | 4.00 | 4.00 | - | - | - | 3.7 | 10.0 | 11.8 | 880 | 3270 | 4250 | 15.0 | 14.4 | 13.8 | |
| | 25+50+60 | 1.85 | 3.70 | 4.44 | - | - | - | 3.7 | 10.0 | 11.8 | 880 | 3270 | 4250 | 15.0 | 14.4 | 13.8 | |
| | 25+50+71 | 1.71 | 3.42 | 4.86 | - | - | - | 3.7 | 10.0 | 11.8 | 880 | 3260 | 4250 | 21.4 | 20.5 | 19.7 | |
| | 25+60+60 | 1.72 | 4.14 | 4.14 | - | - | - | 3.7 | 10.0 | 11.8 | 880 | 3260 | 4250 | 21.4 | 20.5 | 19.7 | |
| | 25+60+71 | 1.60 | 3.85 | 4.55 | - | - | - | 3.7 | 10.0 | 11.8 | 880 | 3260 | 4250 | 21.4 | 20.5 | 19.7 | |
| | 35+35+35 | 3.33 | 3.33 | 3.33 | - | - | - | 3.7 | 10.0 | 10.9 | 880 | 3280 | 4120 | 15.1 | 14.4 | 13.8 | |
| | 35+35+50 | 2.92 | 2.92 | 4.17 | - | - | - | 3.7 | 10.0 | 11.8 | 880 | 3270 | 4250 | 15.0 | 14.4 | 13.8 | |
| | 35+35+60 | 2.69 | 2.69 | 4.62 | - | - | - | 3.7 | 10.0 | 11.8 | 880 | 3270 | 4250 | 15.0 | 14.4 | 13.8 | |
| | 35+35+71 | 2.48 | 2.48 | 5.04 | - | - | - | 3.7 | 10.0 | 11.8 | 880 | 3260 | 4250 | 14.8 | 14.2 | 13.6 | |
| | 35+50+50 | 2.59 | 3.70 | 3.70 | - | - | - | 3.7 | 10.0 | 11.8 | 880 | 3270 | 4250 | 15.0 | 14.4 | 13.8 | |
| | 35+50+60 | 2.41 | 3.45 | 4.14 | - | - | - | 3.7 | 10.0 | 11.8 | 880 | 3260 | 4250 | 15.0 | 14.3 | 13.7 | |
| | 35+50+71 | 2.24 | 3.21 | 4.55 | - | - | - | 3.7 | 10.0 | 11.8 | 880 | 3260 | 4250 | 15.0 | 14.3 | 13.7 | |
| 35+60+60 | 2.26 | 3.87 | 3.87 | - | - | - | 3.7 | 10.0 | 11.8 | 880 | 3260 | 4250 | 15.0 | 14.3 | 13.7 | | |
| 50+50+50 | 3.33 | 3.33 | 3.33 | - | - | - | 3.7 | 10.0 | 11.8 | 880 | 3260 | 4250 | 15.0 | 14.3 | 13.7 | | |
| 50+50+60 | 3.13 | 3.13 | 3.75 | - | - | - | 3.7 | 10.0 | 11.8 | 880 | 3260 | 4250 | 15.0 | 14.3 | 13.7 | | |
| Cooling operation | 4 room | 20+20+20+20 | 2.00 | 2.00 | 2.00 | 2.00 | - | - | 4.4 | 8.0 | 10.8 | 1100 | 2110 | 3680 | 9.6 | 9.2 | 8.8 |
| | | 20+20+20+25 | 2.00 | 2.00 | 2.00 | 2.50 | - | - | 4.4 | 8.5 | 11.1 | 1100 | 2390 | 3890 | 10.9 | 10.4 | 10.0 |
| | | 20+20+20+35 | 2.00 | 2.00 | 2.00 | 3.50 | - | - | 4.4 | 9.5 | 11.6 | 1100 | 2900 | 3990 | 13.2 | 12.6 | 12.1 |
| | | 20+20+20+50 | 1.82 | 1.82 | 1.82 | 4.55 | - | - | 4.4 | 10.0 | 11.8 | 1100 | 3210 | 4050 | 14.6 | 14.0 | 13.4 |
| | | 20+20+20+60 | 1.67 | 1.67 | 1.67 | 5.00 | - | - | 4.4 | 10.0 | 11.8 | 1100 | 3210 | 4050 | 14.6 | 14.0 | 13.4 |
| | | 20+20+20+71 | 1.53 | 1.53 | 1.53 | 5.42 | - | - | 4.4 | 10.0 | 11.8 | 1100 | 3200 | 4050 | 14.4 | 13.8 | 13.2 |
| | | 20+20+25+25 | 2.00 | 2.00 | 2.50 | 2.50 | - | - | 4.4 | 9.0 | 11.6 | 1100 | 2600 | 3990 | 11.8 | 11.3 | 10.8 |
| | | 20+20+25+35 | 2.00 | 2.00 | 2.50 | 3.50 | - | - | 4.4 | 10.0 | 11.8 | 1100 | 3220 | 4050 | 14.7 | 14.0 | 13.4 |
| | | 20+20+25+50 | 1.74 | 1.74 | 2.17 | 4.35 | - | - | 4.4 | 10.0 | 11.8 | 1100 | 3210 | 4050 | 14.6 | 14.0 | 13.4 |
| | | 20+20+25+60 | 1.60 | 1.60 | 2.00 | 4.80 | - | - | 4.4 | 10.0 | 11.8 | 1100 | 3210 | 4050 | 14.6 | 14.0 | 13.4 |
| | | 20+20+25+71 | 1.47 | 1.47 | 1.84 | 5.22 | - | - | 4.4 | 10.0 | 11.8 | 1100 | 3200 | 4050 | 14.6 | 13.9 | 13.3 |
| | | 20+20+35+35 | 1.82 | 1.82 | 3.18 | 3.18 | - | - | 4.4 | 10.0 | 11.8 | 1100 | 3210 | 4050 | 14.6 | 14.0 | 13.4 |
| | | 20+20+35+50 | 1.60 | 1.60 | 2.80 | 4.00 | - | - | 4.4 | 10.0 | 11.8 | 1100 | 3210 | 4050 | 14.6 | 14.0 | 13.4 |
| | | 20+20+35+60 | 1.48 | 1.48 | 2.59 | 4.44 | - | - | 4.4 | 10.0 | 11.8 | 1100 | 3200 | 4050 | 14.6 | 13.9 | 13.3 |
| | | 20+20+35+71 | 1.37 | 1.37 | 2.40 | 4.86 | - | - | 4.4 | 10.0 | 11.8 | 1100 | 3190 | 4050 | 14.5 | 13.9 | 13.3 |
| | | 20+20+50+50 | 1.43 | 1.43 | 3.57 | 3.57 | - | - | 4.4 | 10.0 | 11.8 | 1100 | 3190 | 4050 | 14.5 | 13.9 | 13.3 |
| | | 20+20+50+60 | 1.33 | 1.33 | 3.33 | 4.00 | - | - | 4.4 | 10.0 | 11.8 | 1100 | 3190 | 4050 | 14.5 | 13.9 | 13.3 |
| | | 20+20+60+60 | 1.25 | 1.25 | 3.75 | 3.75 | - | - | 4.4 | 10.0 | 11.8 | 1100 | 3180 | 4050 | 14.5 | 13.8 | 13.3 |
| | | 20+25+25+25 | 2.00 | 2.50 | 2.50 | 2.50 | - | - | 4.4 | 9.5 | 11.8 | 1100 | 2900 | 4050 | 13.2 | 12.6 | 12.1 |
| | | 20+25+25+35 | 1.90 | 2.38 | 2.38 | 3.33 | - | - | 4.4 | 10.0 | 11.8 | 1100 | 3220 | 4050 | 14.7 | 14.0 | 13.4 |
| | 20+25+25+50 | 1.67 | 2.08 | 2.08 | 4.17 | - | - | 4.4 | 10.0 | 11.8 | 1100 | 3210 | 4050 | 14.6 | 14.0 | 13.4 | |
| | 20+25+25+60 | 1.54 | 1.92 | 1.92 | 4.62 | - | - | 4.4 | 10.0 | 11.8 | 1100 | 3200 | 4050 | 14.6 | 13.9 | 13.3 | |
| | 21+26+26+71 | 1.46 | 1.81 | 1.81 | 4.93 | - | - | 4.4 | 10.0 | 11.8 | 1100 | 3190 | 4050 | 14.5 | 13.9 | 13.3 | |
| | 20+25+35+35 | 1.74 | 2.17 | 3.04 | 3.04 | - | - | 4.4 | 10.0 | 11.8 | 1100 | 3210 | 4050 | 14.6 | 14.0 | 13.4 | |
| | 20+25+35+50 | 1.54 | 1.92 | 2.69 | 3.85 | - | - | 4.4 | 10.0 | 11.8 | 1100 | 3200 | 4050 | 14.6 | 13.9 | 13.3 | |
| | 20+25+35+60 | 1.43 | 1.79 | 2.50 | 4.29 | - | - | 4.4 | 10.0 | 11.8 | 1100 | 3190 | 4050 | 14.5 | 13.9 | 13.3 | |
| | 20+25+35+71 | 1.32 | 1.66 | 2.32 | 4.70 | - | - | 4.4 | 10.0 | 11.8 | 1100 | 3190 | 4050 | 14.5 | 13.9 | 13.3 | |
| | 20+25+50+50 | 1.38 | 1.72 | 3.45 | 3.45 | - | - | 4.4 | 10.0 | 11.8 | 1100 | 3190 | 4050 | 14.5 | 13.9 | 13.3 | |
| | 20+25+50+60 | 1.29 | 1.61 | 3.23 | 3.87 | - | - | 4.4 | 10.0 | 11.8 | 1100 | 3190 | 4050 | 14.5 | 13.9 | 13.3 | |
| | 20+35+35+35 | 1.60 | 2.80 | 2.80 | 2.80 | - | - | 4.4 | 10.0 | 11.8 | 1100 | 3210 | 4050 | 14.6 | 14.0 | 13.4 | |
| | 20+35+35+50 | 1.43 | 2.50 | 2.50 | 3.57 | - | - | 4.4 | 10.0 | 11.8 | 1100 | 3190 | 4050 | 14.5 | 13.9 | 13.3 | |
| | 20+35+35+60 | 1.33 | 2.33 | 2.33 | 4.00 | - | - | 4.4 | 10.0 | 11.8 | 1100 | 3190 | 4050 | 14.5 | 13.9 | 13.3 | |
| | 20+35+50+50 | 1.29 | 2.26 | 3.23 | 3.23 | - | - | 4.4 | 10.0 | 11.8 | 1100 | 3190 | 4050 | 14.5 | 13.9 | 13.3 | |
| | 25+25+25+25 | 2.50 | 2.50 | 2.50 | 2.50 | - | - | 4.4 | 10.0 | 11.8 | 1100 | 3220 | 4050 | 14.7 | 14.0 | 13.4 | |
| | 25+25+25+35 | 2.27 | 2.27 | 2.27 | 3.18 | - | - | 4.4 | 10.0 | 11.8 | 1100 | 3210 | 4050 | 14.6 | 14.0 | 13.4 | |
| | 25+25+25+50 | 2.00 | 2.00 | 2.00 | 4.00 | - | - | 4.4 | 10.0 | 11.8 | 1100 | 3210 | 4050 | 14.6 | 14.0 | 13.4 | |
| | 25+25+25+60 | 1.85 | 1.85 | 1.85 | 4.44 | - | - | 4.4 | 10.0 | 11.8 | 1100 | 3200 | 4050 | 14.6 | 13.9 | 13.3 | |
| | 25+25+25+71 | 1.71 | 1.71 | 1.71 | 4.86 | - | - | 4.4 | 10.0 | 11.8 | 1100 | 3190 | 4050 | 14.5 | 13.9 | 13.3 | |
| | 25+25+35+35 | 2.08 | 2.08 | 2.92 | 2.92 | - | - | 4.4 | 10.0 | 11.8 | 1100 | 3210 | 4050 | 14.6 | 14.0 | 13.4 | |
| | 25+25+35+50 | 1.85 | 1.85 | 2.59 | 3.70 | - | - | 4.4 | 10.0 | 11.8 | 1100 | 3200 | 4050 | 14.6 | 13.9 | 13.3 | |
| 25+25+35+60 | 1.72 | 1.72 | 2.41 | 4.14 | - | - | 4.4 | 10.0 | 11.8 | 1100 | 3190 | 4050 | 14.5 | 13.9 | 13.3 | | |
| 25+25+35+71 | 1.60 | 1.60 | 2.24 | 4.55 | - | - | 4.4 | 10.0 | 11.8 | 1100 | 3190 | 4050 | 14.5 | 13.9 | 13.3 | | |
| 25+25+50+50 | 1.67 | 1.67 | 3.33 | 3.33 | - | - | 4.4 | 10.0 | 11.8 | 1100 | 3190 | 4050 | 14.5 | 13.9 | 13.3 | | |
| 25+25+50+60 | 1.56 | 1.56 | 3.13 | 3.75 | - | - | 4.4 | 10.0 | 11.8 | 1100 | 3180 | 4050 | 14.5 | 13.8 | 13.3 | | |
| 25+35+35+35 | 1.92 | 2.69 | 2.69 | 2.69 | - | - | 4.4 | 10.0 | 11.8 | 1100 | 3200 | 4050 | 14.6 | 13.9 | 13.3 | | |
| 25+35+35+50 | 1.72 | 2.41 | 2.41 | 3.45 | - | - | 4.4 | 10.0 | 11.8 | 1100 | 3190 | 4050 | 14.5 | 13.9 | 13.3 | | |
| 25+35+35+60 | 1.61 | 2.26 | 2.26 | 3.87 | - | - | 4.4 | 10.0 | 11.8 | 1100 | 3190 | 4050 | 14.5 | 13.9 | 13.3 | | |
| 25+35+50+50 | 1.56 | 2.19 | 3.13 | 3.13 | - | - | 4.4 | 10.0 | 11.8 | 1100 | 3180 | 4050 | 14.5 | 13.8 | 13.3 | | |
| 35+35+35+35 | 2.50 | 2.50 | 2.50 | 2.50 | - | - | 4.4 | 10.0 | 11.8 | 1100 | 3190 | 4050 | 14.5 | 13.9 | 13.3 | | |
| 35+35+35+50 | 2.26 | 2.26 | 2.26 | 3.23 | - | - | 4.4 | 10.0 | 11.8 | 1100 | 3190 | 4050 | 14.5 | 13.9 | 13.3 | | |
| 5 room | 20+20+20+20+20 | 2.00 | 2.00 | 2.00 | 2.00 | 2.00 | - | 5.1 | 10.0 | 11.8 | 1210 | 2950 | 4030 | 13.4 | 12.8 | 12.3 | |
| | 20+20+20+20+25 | 1.90 | 1.90 | 1.90 | 1.90 | 2.38 | - | 5.1 | 10.0 | 11.8 | 1210 | 2950 | 4030 | 13.4 | 12.8 | 12.3 | |
| | 20+20+20+20+35 | 1.74 | 1.74 | 1.74 | 1.74 | 3.04 | - | 5.1 | 10.0 | 11.8 | 1210 | 2950 | 4030 | 13.4 | 12.8 | 12.3 | |
| | 20+20+20+20+50 | 1.54 | 1.54 | 1.54 | 1.54 | 3.85 | - | 5.1 | 10.0 | 11.8 | 1210 | 2940 | 4030 | 13.4 | 12.8 | 12.3 | |



MULTI-SPLIT SYSTEM

| Indoor unit combination | | Cooling capacity (kW) | | | | | | | | | Power consumption(W) | | | Standard current(A) | | | |
|-------------------------|--------|-----------------------|------|------|------|------|------|----------------|----------|------|----------------------|----------|------|---------------------|------|------|------|
| | | Room cooling capacity | | | | | | Total capacity | | | Min. | Standard | Max. | 220V | 230V | 240V | |
| | | A | B | C | D | E | F | Min. | Standard | Max. | | | | | | | |
| Cooling operation | 5 room | 20+20+20+20+60 | 1.43 | 1.43 | 1.43 | 1.43 | 4.29 | - | 5.1 | 10.0 | 11.8 | 1210 | 2930 | 4030 | 13.3 | 12.8 | 12.2 |
| | | 20+20+20+20+71 | 1.32 | 1.32 | 1.32 | 1.32 | 4.70 | - | 5.1 | 10.0 | 11.8 | 1210 | 2930 | 4030 | 13.3 | 12.8 | 12.2 |
| | | 20+20+20+25+25 | 1.82 | 1.82 | 1.82 | 2.27 | 2.27 | - | 5.1 | 10.0 | 11.8 | 1210 | 2950 | 4030 | 13.4 | 12.8 | 12.3 |
| | | 20+20+20+25+35 | 1.67 | 1.67 | 1.67 | 2.08 | 2.92 | - | 5.1 | 10.0 | 11.8 | 1210 | 2940 | 4030 | 13.4 | 12.8 | 12.3 |
| | | 20+20+20+25+50 | 1.48 | 1.48 | 1.48 | 1.85 | 3.70 | - | 5.1 | 10.0 | 11.8 | 1210 | 2940 | 4030 | 13.4 | 12.8 | 12.3 |
| | | 20+20+20+25+60 | 1.38 | 1.38 | 1.38 | 1.72 | 4.14 | - | 5.1 | 10.0 | 11.8 | 1210 | 2930 | 4030 | 13.3 | 12.8 | 12.2 |
| | | 20+20+20+35+71 | 1.28 | 1.28 | 1.28 | 1.60 | 4.55 | - | 5.1 | 10.0 | 11.8 | 1210 | 2930 | 4030 | 13.3 | 12.8 | 12.2 |
| | | 20+20+20+35+35 | 1.54 | 1.54 | 1.54 | 2.69 | 2.69 | - | 5.1 | 10.0 | 11.8 | 1210 | 2940 | 4030 | 13.4 | 12.8 | 12.3 |
| | | 20+20+20+35+50 | 1.38 | 1.38 | 1.38 | 2.41 | 3.45 | - | 5.1 | 10.0 | 11.8 | 1210 | 2930 | 4030 | 13.3 | 12.8 | 12.2 |
| | | 20+20+20+35+60 | 1.29 | 1.29 | 1.29 | 2.26 | 3.87 | - | 5.1 | 10.0 | 11.8 | 1210 | 2930 | 4030 | 13.3 | 12.8 | 12.2 |
| | | 20+20+20+50+50 | 1.25 | 1.25 | 1.25 | 3.13 | 3.13 | - | 5.1 | 10.0 | 11.8 | 1210 | 2930 | 4030 | 13.3 | 12.8 | 12.2 |
| | | 20+20+25+25+25 | 1.74 | 1.74 | 2.17 | 2.17 | 2.17 | - | 5.1 | 10.0 | 11.8 | 1210 | 2950 | 4030 | 13.4 | 12.8 | 12.3 |
| | | 20+20+25+25+35 | 1.60 | 1.60 | 2.00 | 2.00 | 2.80 | - | 5.1 | 10.0 | 11.8 | 1210 | 2940 | 4030 | 13.4 | 12.8 | 12.3 |
| | | 20+20+25+25+50 | 1.43 | 1.43 | 1.79 | 1.79 | 3.57 | - | 5.1 | 10.0 | 11.8 | 1210 | 2930 | 4030 | 13.3 | 12.8 | 12.2 |
| | | 20+20+25+25+60 | 1.33 | 1.33 | 1.67 | 1.67 | 4.00 | - | 5.1 | 10.0 | 11.8 | 1210 | 2930 | 4030 | 13.3 | 12.8 | 12.2 |
| | | 20+20+25+35+35 | 1.48 | 1.48 | 1.85 | 2.59 | 2.59 | - | 5.1 | 10.0 | 11.8 | 1210 | 2940 | 4030 | 13.4 | 12.8 | 12.3 |
| | | 20+20+25+35+50 | 1.33 | 1.33 | 1.67 | 2.33 | 3.33 | - | 5.1 | 10.0 | 11.8 | 1210 | 2930 | 4030 | 13.3 | 12.8 | 12.2 |
| | | 20+20+25+35+60 | 1.25 | 1.25 | 1.56 | 2.19 | 3.75 | - | 5.1 | 10.0 | 11.8 | 1210 | 2930 | 4030 | 13.3 | 12.8 | 12.2 |
| | | 20+20+35+35+35 | 1.38 | 1.38 | 2.41 | 2.41 | 2.41 | - | 5.1 | 10.0 | 11.8 | 1210 | 2930 | 4030 | 13.3 | 12.8 | 12.2 |
| | | 20+20+35+35+50 | 1.25 | 1.25 | 2.19 | 2.19 | 3.13 | - | 5.1 | 10.0 | 11.8 | 1210 | 2930 | 4030 | 13.3 | 12.8 | 12.2 |
| | | 20+25+25+25+25 | 1.67 | 2.08 | 2.08 | 2.08 | 2.08 | - | 5.1 | 10.0 | 11.8 | 1210 | 2940 | 4030 | 13.4 | 12.8 | 12.3 |
| | | 20+25+25+25+35 | 1.54 | 1.92 | 1.92 | 1.92 | 2.69 | - | 5.1 | 10.0 | 11.8 | 1210 | 2940 | 4030 | 13.4 | 12.8 | 12.3 |
| | | 20+25+25+25+50 | 1.38 | 1.72 | 1.72 | 1.72 | 3.45 | - | 5.1 | 10.0 | 11.8 | 1210 | 2930 | 4030 | 13.3 | 12.8 | 12.2 |
| | | 20+25+25+25+60 | 1.29 | 1.61 | 1.61 | 1.61 | 3.87 | - | 5.1 | 10.0 | 11.8 | 1210 | 2930 | 4030 | 13.3 | 12.8 | 12.2 |
| | | 20+25+25+35+35 | 1.43 | 1.79 | 1.79 | 2.50 | 2.50 | - | 5.1 | 10.0 | 11.8 | 1210 | 2930 | 4030 | 13.3 | 12.8 | 12.2 |
| | | 20+25+25+35+50 | 1.29 | 1.61 | 1.61 | 2.26 | 3.23 | - | 5.1 | 10.0 | 11.8 | 1210 | 2930 | 4030 | 13.3 | 12.8 | 12.2 |
| | | 20+25+35+35+35 | 1.33 | 1.67 | 2.33 | 2.33 | 2.33 | - | 5.1 | 10.0 | 11.8 | 1210 | 2930 | 4030 | 13.3 | 12.8 | 12.2 |
| | | 20+35+35+35+35 | 1.25 | 2.19 | 2.19 | 2.19 | 2.19 | - | 5.1 | 10.0 | 11.8 | 1210 | 2930 | 4030 | 13.3 | 12.8 | 12.2 |
| | | 25+25+25+25+25 | 2.00 | 2.00 | 2.00 | 2.00 | 2.00 | - | 5.1 | 10.0 | 11.8 | 1210 | 2940 | 4030 | 13.4 | 12.8 | 12.3 |
| | | 25+25+25+25+35 | 1.85 | 1.85 | 1.85 | 1.85 | 2.59 | - | 5.1 | 10.0 | 11.8 | 1210 | 2940 | 4030 | 13.4 | 12.8 | 12.3 |
| 25+25+25+25+50 | 1.67 | 1.67 | 1.67 | 1.67 | 3.33 | - | 5.1 | 10.0 | 11.8 | 1210 | 2930 | 4030 | 13.3 | 12.8 | 12.2 | | |
| 25+25+25+25+60 | 1.56 | 1.56 | 1.56 | 1.56 | 3.75 | - | 5.1 | 10.0 | 11.8 | 1210 | 2930 | 4030 | 13.3 | 12.8 | 12.2 | | |
| 25+25+25+35+35 | 1.72 | 1.72 | 1.72 | 2.41 | 2.41 | - | 5.1 | 10.0 | 11.8 | 1210 | 2930 | 4030 | 13.3 | 12.8 | 12.2 | | |
| 25+25+25+35+50 | 1.56 | 1.56 | 1.56 | 2.19 | 3.13 | - | 5.1 | 10.0 | 11.8 | 1210 | 2930 | 4030 | 13.3 | 12.8 | 12.2 | | |
| 25+25+35+35+35 | 1.61 | 1.61 | 2.26 | 2.26 | 2.26 | - | 5.1 | 10.0 | 11.8 | 1210 | 2930 | 4030 | 13.3 | 12.8 | 12.2 | | |

SCM125ZM-S Table of Indoor unit combination only with SRK-ZSX type

| Indoor unit combination | | Heating capacity (kW) | | | | | | | | | Power consumption(W) | | | Standard current(A) | | |
|-------------------------|--------|-----------------------|------|------|------|---|-----|----------------|----------|------|----------------------|----------|------|---------------------|------|------|
| | | Room heating capacity | | | | | | Total capacity | | | Min. | Standard | Max. | 220V | 230V | 240V |
| | | A | B | C | D | E | F | Min. | Standard | Max. | | | | | | |
| 1 room | 20 | 3.0 | - | - | - | - | - | 1.5 | 3.0 | 3.7 | 700 | 1010 | 1330 | 4.6 | 4.4 | 4.3 |
| | 25 | 3.4 | - | - | - | - | - | 1.5 | 3.4 | 4.2 | 700 | 1150 | 1540 | 5.3 | 5.1 | 4.8 |
| | 35 | 4.5 | - | - | - | - | - | 1.5 | 4.5 | 5.0 | 700 | 1540 | 1840 | 7.1 | 6.8 | 6.5 |
| | 50 | 5.8 | - | - | - | - | - | 1.5 | 5.8 | 6.5 | 700 | 2000 | 2410 | 9.2 | 8.8 | 8.4 |
| 60 | 6.8 | - | - | - | - | - | 1.5 | 6.8 | 7.5 | 700 | 2360 | 2760 | 10.8 | 10.4 | 9.9 | |
| 2 room | 20+20 | 3.00 | 3.00 | - | - | - | - | 2.1 | 6.0 | 7.4 | 750 | 1510 | 1460 | 6.9 | 6.6 | 6.4 |
| | 20+25 | 2.84 | 3.56 | - | - | - | - | 2.1 | 6.4 | 7.9 | 750 | 1630 | 2210 | 7.5 | 7.2 | 6.9 |
| | 20+35 | 2.73 | 4.77 | - | - | - | - | 2.1 | 7.5 | 8.7 | 750 | 1950 | 2520 | 9.0 | 8.6 | 8.2 |
| | 20+50 | 2.51 | 6.29 | - | - | - | - | 2.1 | 8.8 | 10.2 | 750 | 2380 | 3220 | 10.9 | 10.5 | 10.0 |
| | 20+60 | 2.45 | 7.35 | - | - | - | - | 2.1 | 9.8 | 11.2 | 750 | 2780 | 3620 | 12.8 | 12.2 | 11.7 |
| | 25+25 | 3.40 | 3.40 | - | - | - | - | 2.1 | 6.8 | 8.4 | 750 | 1740 | 2420 | 8.0 | 7.6 | 7.3 |
| | 25+35 | 3.29 | 4.61 | - | - | - | - | 2.1 | 7.9 | 9.2 | 750 | 2100 | 2820 | 9.6 | 9.2 | 8.8 |
| | 25+50 | 3.07 | 6.13 | - | - | - | - | 2.1 | 9.2 | 10.7 | 750 | 2580 | 3610 | 11.8 | 11.3 | 10.9 |
| | 25+60 | 3.00 | 7.20 | - | - | - | - | 2.1 | 10.2 | 11.7 | 750 | 2980 | 3790 | 13.7 | 13.1 | 12.5 |
| | 35+35 | 4.50 | 4.50 | - | - | - | - | 2.1 | 9.0 | 10.0 | 750 | 2470 | 3210 | 11.3 | 10.8 | 10.4 |
| | 35+50 | 4.24 | 6.06 | - | - | - | - | 2.1 | 10.3 | 11.5 | 750 | 2980 | 3710 | 13.7 | 13.1 | 12.5 |
| | 35+60 | 4.16 | 7.14 | - | - | - | - | 2.1 | 11.3 | 12.5 | 750 | 3350 | 4320 | 15.4 | 14.7 | 14.1 |
| | 50+50 | 5.80 | 5.80 | - | - | - | - | 2.1 | 11.6 | 13.0 | 750 | 3590 | 4620 | 16.5 | 15.8 | 15.1 |
| | 50+60 | 5.73 | 6.87 | - | - | - | - | 2.1 | 12.6 | 14.0 | 750 | 4010 | 5230 | 18.4 | 17.6 | 16.9 |
| | 60+60 | 6.75 | 6.75 | - | - | - | - | 2.1 | 13.5 | 14.0 | 750 | 4450 | 5230 | 20.4 | 19.5 | 18.7 |
| | 3 room | 20+20+20 | 3.00 | 3.00 | 3.00 | - | - | - | 3.2 | 9.0 | 11.1 | 780 | 2230 | 3350 | 10.2 | 9.8 |
| 20+20+25 | | 2.89 | 2.89 | 3.62 | - | - | - | 3.2 | 9.4 | 11.6 | 780 | 2350 | 3550 | 10.8 | 10.3 | 9.9 |
| 20+20+35 | | 2.80 | 2.80 | 4.90 | - | - | - | 3.2 | 10.5 | 12.4 | 780 | 2710 | 3820 | 12.4 | 11.9 | 11.4 |
| 20+20+50 | | 2.62 | 2.62 | 6.56 | - | - | - | 3.2 | 11.8 | 13.9 | 780 | 3210 | 4290 | 14.7 | 14.1 | 13.5 |
| 20+20+60 | | 2.56 | 2.56 | 7.68 | - | - | - | 3.2 | 12.8 | 14.0 | 780 | 3620 | 4350 | 16.6 | 15.9 | 15.2 |
| 20+25+25 | | 2.80 | 3.50 | 3.50 | - | - | - | 3.2 | 9.8 | 12.1 | 780 | 2510 | 3720 | 11.5 | 11.0 | 10.6 |
| 20+25+35 | | 2.73 | 3.41 | 4.77 | - | - | - | 3.2 | 10.9 | 12.9 | 780 | 2910 | 3990 | 13.4 | 12.8 | 12.2 |
| 20+25+50 | | 2.57 | 3.21 | 6.42 | - | - | - | 3.2 | 12.2 | 14.0 | 780 | 3410 | 4350 | 15.7 | 15.0 | 14.4 |
| 20+25+60 | | 2.51 | 3.14 | 7.54 | - | - | - | 3.2 | 13.2 | 14.0 | 780 | 3910 | 4350 | 18.0 | 17.2 | 16.5 |
| 20+35+35 | | 2.67 | 4.67 | 4.67 | - | - | - | 3.2 | 12.0 | 13.7 | 780 | 3390 | 4220 | 15.6 | 14.9 | 14.3 |
| 20+35+50 | | 2.53 | 4.43 | 6.33 | - | - | - | 3.2 | 13.3 | 14.0 | 780 | 3900 | 4350 | 17.9 | 17.1 | 16.4 |
| 20+35+60 | | 2.35 | 4.11 | 7.04 | - | - | - | 3.2 | 13.5 | 14.0 | 780 | 4050 | 4350 | 18.6 | 17.8 | 17.0 |
| 20+50+50 | | 2.25 | 5.63 | 5.63 | - | - | - | 3.2 | 13.5 | 14.0 | 780 | 4050 | 4350 | 18.6 | 17.8 | 17.0 |
| 20+50+60 | | 2.08 | 5.19 | 6.23 | - | - | - | 3.2 | 13.5 | 14.0 | 780 | 4050 | 4350 | 18.6 | 17.8 | 17.0 |
| 20+60+60 | 1.93 | 5.79 | 5.79 | - | - | - | 3.2 | 13.5 | 14.0 | 780 | 4050 | 4350 | 18.6 | 17.8 | 17.0 | |

COMBINATIONS

| Indoor unit combination | | Heating capacity (kW) | | | | | | | | | Power consumption(W) | | | Standard current(A) | | |
|-------------------------|-------------|-----------------------|------|------|------|---|-----|----------------|----------|------|----------------------|----------|------|---------------------|------|------|
| | | Room heating capacity | | | | | | Total capacity | | | Min. | Standard | Max. | 220V | 230V | 240V |
| | | A | B | C | D | E | F | Min. | Standard | Max. | | | | | | |
| 3 room | 25+25+25 | 3.40 | 3.40 | 3.40 | - | - | - | 3.2 | 10.2 | 12.6 | 780 | 2710 | 3680 | 12.4 | 11.9 | 11.4 |
| | 25+25+35 | 3.32 | 3.32 | 4.65 | - | - | - | 3.2 | 11.3 | 13.4 | 780 | 3110 | 4120 | 14.3 | 13.7 | 13.1 |
| | 25+25+50 | 3.15 | 3.15 | 6.30 | - | - | - | 3.2 | 12.6 | 14.0 | 780 | 3620 | 4350 | 16.6 | 15.9 | 15.2 |
| | 25+25+60 | 3.07 | 3.07 | 7.36 | - | - | - | 3.2 | 13.5 | 14.0 | 780 | 4050 | 4350 | 18.6 | 17.8 | 17.0 |
| | 25+35+35 | 3.26 | 4.57 | 4.57 | - | - | - | 3.2 | 12.4 | 14.0 | 780 | 3710 | 4350 | 17.0 | 16.3 | 15.6 |
| | 25+35+50 | 3.07 | 4.30 | 6.14 | - | - | - | 3.2 | 13.5 | 14.0 | 780 | 4060 | 4350 | 18.6 | 17.8 | 17.1 |
| | 25+35+60 | 2.81 | 3.94 | 6.75 | - | - | - | 3.2 | 13.5 | 14.0 | 780 | 4060 | 4350 | 18.6 | 17.8 | 17.1 |
| | 25+50+50 | 2.70 | 5.40 | 5.40 | - | - | - | 3.2 | 13.5 | 14.0 | 780 | 4050 | 4350 | 18.6 | 17.8 | 17.0 |
| | 25+50+60 | 2.50 | 5.00 | 6.00 | - | - | - | 3.2 | 13.5 | 14.0 | 780 | 4050 | 4350 | 18.6 | 17.8 | 17.0 |
| | 25+60+60 | 2.33 | 5.59 | 5.59 | - | - | - | 3.2 | 13.5 | 14.0 | 780 | 4050 | 4350 | 18.6 | 17.8 | 17.0 |
| | 35+35+35 | 4.50 | 4.50 | 4.50 | - | - | - | 3.2 | 13.5 | 14.0 | 780 | 4060 | 4350 | 18.6 | 17.8 | 17.1 |
| | 35+35+50 | 3.94 | 3.94 | 5.63 | - | - | - | 3.2 | 13.5 | 14.0 | 780 | 4060 | 4350 | 18.6 | 17.8 | 17.1 |
| | 35+35+60 | 3.63 | 3.63 | 6.23 | - | - | - | 3.2 | 13.5 | 14.0 | 780 | 4050 | 4350 | 18.6 | 17.8 | 17.0 |
| | 35+50+50 | 3.50 | 5.00 | 5.00 | - | - | - | 3.2 | 13.5 | 14.0 | 780 | 4050 | 4350 | 18.6 | 17.8 | 17.0 |
| | 35+50+60 | 3.26 | 4.66 | 5.59 | - | - | - | 3.2 | 13.5 | 14.0 | 780 | 4050 | 4350 | 18.6 | 17.8 | 17.0 |
| | 35+60+60 | 3.05 | 5.23 | 5.23 | - | - | - | 3.2 | 13.5 | 14.0 | 780 | 4050 | 4350 | 18.6 | 17.8 | 17.0 |
| | 50+50+50 | 4.50 | 4.50 | 4.50 | - | - | - | 3.2 | 13.5 | 14.0 | 780 | 4040 | 4350 | 18.5 | 17.7 | 17.0 |
| | 50+50+60 | 4.22 | 4.22 | 5.06 | - | - | - | 3.2 | 13.5 | 14.0 | 780 | 4040 | 4350 | 18.5 | 17.7 | 17.0 |
| | 50+60+60 | 3.97 | 4.76 | 4.76 | - | - | - | 3.2 | 13.5 | 14.0 | 780 | 4040 | 4350 | 18.5 | 17.7 | 17.0 |
| | 60+60+60 | 4.50 | 4.50 | 4.50 | - | - | - | 3.2 | 13.5 | 14.0 | 780 | 4030 | 4350 | 18.5 | 17.7 | 17.0 |
| 4 room | 20+20+20+20 | 3.00 | 3.00 | 3.00 | 3.00 | - | - | 3.6 | 12.0 | 14.0 | 950 | 3210 | 3920 | 14.6 | 14.0 | 13.4 |
| | 20+20+20+25 | 2.92 | 2.92 | 2.92 | 3.65 | - | - | 3.6 | 12.4 | 14.0 | 950 | 3390 | 3920 | 15.4 | 14.8 | 14.1 |
| | 20+20+20+35 | 2.84 | 2.84 | 2.84 | 4.97 | - | - | 3.6 | 13.5 | 14.0 | 950 | 3700 | 3920 | 16.8 | 16.1 | 15.4 |
| | 20+20+20+50 | 2.45 | 2.45 | 2.45 | 6.14 | - | - | 3.6 | 13.5 | 14.0 | 950 | 3690 | 3920 | 16.8 | 16.1 | 15.4 |
| | 20+20+20+60 | 2.25 | 2.25 | 2.25 | 6.75 | - | - | 3.6 | 13.5 | 14.0 | 950 | 3690 | 3920 | 16.8 | 16.1 | 15.4 |
| | 20+20+25+25 | 2.84 | 2.84 | 3.56 | 3.56 | - | - | 3.6 | 12.8 | 14.0 | 950 | 3440 | 3920 | 15.7 | 15.0 | 14.3 |
| | 20+20+25+35 | 2.70 | 2.70 | 3.38 | 4.73 | - | - | 3.6 | 13.5 | 14.0 | 950 | 3700 | 3920 | 16.8 | 16.1 | 15.4 |
| | 20+20+25+50 | 2.35 | 2.35 | 2.93 | 5.87 | - | - | 3.6 | 13.5 | 14.0 | 950 | 3690 | 3920 | 16.8 | 16.1 | 15.4 |
| | 20+20+25+60 | 2.16 | 2.16 | 2.70 | 6.48 | - | - | 3.6 | 13.5 | 14.0 | 950 | 3680 | 3920 | 16.7 | 16.0 | 15.3 |
| | 20+20+35+35 | 2.45 | 2.45 | 4.30 | 4.30 | - | - | 3.6 | 13.5 | 14.0 | 950 | 3690 | 3920 | 16.8 | 16.1 | 15.4 |
| | 20+20+35+50 | 2.16 | 2.16 | 3.78 | 5.40 | - | - | 3.6 | 13.5 | 14.0 | 950 | 3680 | 3920 | 16.7 | 16.0 | 15.3 |
| | 20+20+35+60 | 2.00 | 2.00 | 3.50 | 6.00 | - | - | 3.6 | 13.5 | 14.0 | 950 | 3680 | 3920 | 16.7 | 16.0 | 15.3 |
| | 20+20+50+50 | 1.93 | 1.93 | 4.82 | 4.82 | - | - | 3.6 | 13.5 | 14.0 | 950 | 3670 | 3920 | 16.7 | 16.0 | 15.3 |
| | 20+20+50+60 | 1.80 | 1.80 | 4.50 | 5.40 | - | - | 3.6 | 13.5 | 14.0 | 950 | 3670 | 3920 | 16.7 | 16.0 | 15.3 |
| | 20+20+60+60 | 1.69 | 1.69 | 5.06 | 5.06 | - | - | 3.6 | 13.5 | 14.0 | 950 | 3670 | 3920 | 16.7 | 16.0 | 15.3 |
| | 20+25+25+25 | 2.78 | 3.47 | 3.47 | 3.47 | - | - | 3.6 | 13.2 | 14.0 | 950 | 3550 | 3920 | 16.2 | 15.5 | 14.8 |
| | 20+25+25+35 | 2.57 | 3.21 | 3.21 | 4.50 | - | - | 3.6 | 13.5 | 14.0 | 950 | 3700 | 3920 | 16.8 | 16.1 | 15.4 |
| | 20+25+25+50 | 2.25 | 2.81 | 2.81 | 5.63 | - | - | 3.6 | 13.5 | 14.0 | 950 | 3690 | 3920 | 16.8 | 16.1 | 15.4 |
| | 20+25+25+60 | 2.08 | 2.60 | 2.60 | 6.23 | - | - | 3.6 | 13.5 | 14.0 | 950 | 3680 | 3920 | 16.7 | 16.0 | 15.3 |
| | 20+25+35+35 | 2.35 | 2.93 | 4.11 | 4.11 | - | - | 3.6 | 13.5 | 14.0 | 950 | 3690 | 3920 | 16.8 | 16.1 | 15.4 |
| | 20+25+35+50 | 2.08 | 2.60 | 3.63 | 5.19 | - | - | 3.6 | 13.5 | 14.0 | 950 | 3680 | 3920 | 16.7 | 16.0 | 15.3 |
| | 20+25+35+60 | 1.93 | 2.41 | 3.38 | 5.79 | - | - | 3.6 | 13.5 | 14.0 | 950 | 3670 | 3920 | 16.7 | 16.0 | 15.3 |
| | 20+25+50+50 | 1.86 | 2.33 | 4.66 | 4.66 | - | - | 3.6 | 13.5 | 14.0 | 950 | 3670 | 3920 | 16.7 | 16.0 | 15.3 |
| | 20+25+50+60 | 1.74 | 2.18 | 4.35 | 5.23 | - | - | 3.6 | 13.5 | 14.0 | 950 | 3670 | 3920 | 16.7 | 16.0 | 15.3 |
| | 20+25+60+60 | 1.64 | 2.05 | 4.91 | 4.91 | - | - | 3.6 | 13.5 | 14.0 | 950 | 3660 | 3920 | 16.7 | 15.9 | 15.3 |
| | 20+35+35+35 | 2.16 | 3.78 | 3.78 | 3.78 | - | - | 3.6 | 13.5 | 14.0 | 950 | 3680 | 3920 | 16.7 | 16.0 | 15.3 |
| | 20+35+35+50 | 1.93 | 3.38 | 3.38 | 4.82 | - | - | 3.6 | 13.5 | 14.0 | 950 | 3670 | 3920 | 16.7 | 16.0 | 15.3 |
| | 20+35+35+60 | 1.80 | 3.15 | 3.15 | 5.40 | - | - | 3.6 | 13.5 | 14.0 | 950 | 3670 | 3920 | 16.7 | 16.0 | 15.3 |
| | 20+35+50+50 | 1.74 | 3.05 | 4.35 | 4.35 | - | - | 3.6 | 13.5 | 14.0 | 950 | 3670 | 3920 | 16.7 | 16.0 | 15.3 |
| | 20+35+50+60 | 1.64 | 2.86 | 4.09 | 4.91 | - | - | 3.6 | 13.5 | 14.0 | 950 | 3660 | 3920 | 16.7 | 15.9 | 15.3 |
| | 20+35+60+60 | 1.54 | 2.70 | 4.63 | 4.63 | - | - | 3.6 | 13.5 | 14.0 | 950 | 3660 | 3920 | 16.7 | 15.9 | 15.3 |
| | 20+50+50+50 | 1.59 | 3.97 | 3.97 | 3.97 | - | - | 3.6 | 13.5 | 14.0 | 950 | 3660 | 3920 | 16.7 | 15.9 | 15.3 |
| | 20+50+50+60 | 1.50 | 3.75 | 3.75 | 4.50 | - | - | 3.6 | 13.5 | 14.0 | 950 | 3660 | 3920 | 16.7 | 15.9 | 15.3 |
| | 20+50+60+60 | 1.42 | 3.55 | 4.26 | 4.26 | - | - | 3.6 | 13.5 | 14.0 | 950 | 3650 | 3920 | 16.6 | 15.9 | 15.2 |
| | 25+25+25+25 | 3.38 | 3.38 | 3.38 | 3.38 | - | - | 3.6 | 13.5 | 14.0 | 950 | 3700 | 3920 | 16.8 | 16.1 | 15.4 |
| | 25+25+25+35 | 3.07 | 3.07 | 3.07 | 4.30 | - | - | 3.6 | 13.5 | 14.0 | 950 | 3690 | 3920 | 16.8 | 16.1 | 15.4 |
| | 25+25+25+50 | 2.70 | 2.70 | 2.70 | 5.40 | - | - | 3.6 | 13.5 | 14.0 | 950 | 3680 | 3920 | 16.7 | 16.0 | 15.3 |
| | 25+25+25+60 | 2.50 | 2.50 | 2.50 | 6.00 | - | - | 3.6 | 13.5 | 14.0 | 950 | 3680 | 3920 | 16.7 | 16.0 | 15.3 |
| | 25+25+35+35 | 2.81 | 2.81 | 3.94 | 3.94 | - | - | 3.6 | 13.5 | 14.0 | 950 | 3690 | 3920 | 16.8 | 16.1 | 15.4 |
| | 25+25+35+50 | 2.50 | 2.50 | 3.50 | 5.00 | - | - | 3.6 | 13.5 | 14.0 | 950 | 3680 | 3920 | 16.7 | 16.0 | 15.3 |
| 25+25+35+60 | 2.33 | 2.33 | 3.26 | 5.59 | - | - | 3.6 | 13.5 | 14.0 | 950 | 3670 | 3920 | 16.7 | 16.0 | 15.3 | |
| 25+25+50+50 | 2.25 | 2.25 | 4.50 | 4.50 | - | - | 3.6 | 13.5 | 14.0 | 950 | 3670 | 3920 | 16.7 | 16.0 | 15.3 | |
| 25+25+50+60 | 2.11 | 2.11 | 4.22 | 5.06 | - | - | 3.6 | 13.5 | 14.0 | 950 | 3670 | 3920 | 16.7 | 16.0 | 15.3 | |
| 25+25+60+60 | 1.99 | 1.99 | 4.76 | 4.76 | - | - | 3.6 | 13.5 | 14.0 | 950 | 3660 | 3920 | 16.7 | 15.9 | 15.3 | |
| 25+35+35+35 | 2.60 | 3.63 | 3.63 | 3.63 | - | - | 3.6 | 13.5 | 14.0 | 950 | 3680 | 3920 | 16.7 | 16.0 | 15.3 | |
| 25+35+35+50 | 2.33 | 3.26 | 3.26 | 4.66 | - | - | 3.6 | 13.5 | 14.0 | 950 | 3670 | 3920 | 16.7 | 16.0 | 15.3 | |
| 25+35+35+60 | 2.18 | 3.05 | 3.05 | 5.23 | - | - | 3.6 | 13.5 | 14.0 | 950 | 3670 | 3920 | 16.7 | 16.0 | 15.3 | |
| 25+35+50+50 | 2.11 | 2.95 | 4.22 | 4.22 | - | - | 3.6 | 13.5 | 14.0 | 950 | 3670 | 3920 | 16.7 | 16.0 | 15.3 | |
| 25+35+50+60 | 1.99 | 2.78 | 3.97 | 4.76 | - | - | 3.6 | 13.5 | 14.0 | 950 | 3660 | 3920 | 16.7 | 15.9 | 15.3 | |
| 25+35+60+60 | 1.88 | 2.63 | 4.50 | 4.50 | - | - | 3.6 | 13.5 | 14.0 | 950 | 3660 | 3920 | 16.7 | 15.9 | 15.3 | |
| 25+50+50+50 | 1.93 | 3.86 | 3.86 | 3.86 | - | - | 3.6 | 13.5 | 14.0 | 950 | 3660 | 3920 | 16.7 | 15.9 | 15.3 | |
| 25+50+50+60 | 1.82 | 3.65 | 3.65 | 4.38 | - | - | 3.6 | 13.5 | 14.0 | 950 | 3650 | 3920 | 16.6 | 15.9 | 15.2 | |
| 25+50+60+60 | 1.73 | 3.46 | 4.15 | 4.15 | - | - | 3.6 | 13.5 | 14.0 | 950 | 3650 | 3920 | 16.6 | 15.9 | 15.2 | |
| 35+35+35+35 | 3.38 | 3.38 | 3.38 | 3.38 | - | - | 3.6 | 13.5 | 14.0 | 950 | 3670 | 3920 | 16.7 | 16.0 | 15.3 | |
| 35+35+35+50 | 3.05 | 3.05 | 3.05 | | | | | | | | | | | | | |



MULTI-SPLIT SYSTEM

| Indoor unit combination | | Heating capacity (kW) | | | | | | | | | Power consumption(W) | | | Standard current(A) | | |
|-------------------------|----------------|-----------------------|------|------|------|------|-----|----------------|----------|------|----------------------|----------|------|---------------------|------|------|
| | | Room heating capacity | | | | | | Total capacity | | | Min. | Standard | Max. | 220V | 230V | 240V |
| | | A | B | C | D | E | F | Min. | Standard | Max. | | | | | | |
| 4 room | 35+35+50+60 | 2.63 | 2.63 | 3.75 | 4.50 | - | - | 3.6 | 13.5 | 14.0 | 950 | 3660 | 3920 | 16.7 | 15.9 | 15.3 |
| | 35+35+60+60 | 2.49 | 2.49 | 4.26 | 4.26 | - | - | 3.6 | 13.5 | 14.0 | 950 | 3650 | 3920 | 16.6 | 15.9 | 15.2 |
| | 35+50+50+50 | 2.55 | 3.65 | 3.65 | 3.65 | - | - | 3.6 | 13.5 | 14.0 | 950 | 3650 | 3920 | 16.6 | 15.9 | 15.2 |
| | 35+50+50+60 | 2.42 | 3.46 | 3.46 | 4.15 | - | - | 3.6 | 13.5 | 14.0 | 950 | 3650 | 3920 | 16.6 | 15.9 | 15.2 |
| 5 room | 20+20+20+20+20 | 2.70 | 2.70 | 2.70 | 2.70 | 2.70 | - | 4.0 | 13.5 | 14.0 | 1050 | 3380 | 3470 | 15.4 | 14.7 | 14.1 |
| | 20+20+20+20+25 | 2.57 | 2.57 | 2.57 | 2.57 | 3.21 | - | 4.0 | 13.5 | 14.0 | 1050 | 3380 | 3470 | 15.4 | 14.7 | 14.1 |
| | 20+20+20+20+35 | 2.35 | 2.35 | 2.35 | 2.35 | 4.11 | - | 4.0 | 13.5 | 14.0 | 1050 | 3370 | 3470 | 15.3 | 14.7 | 14.1 |
| | 20+20+20+20+50 | 2.08 | 2.08 | 2.08 | 2.08 | 5.19 | - | 4.0 | 13.5 | 14.0 | 1050 | 3360 | 3470 | 15.3 | 14.6 | 14.0 |
| | 20+20+20+20+60 | 1.93 | 1.93 | 1.93 | 1.93 | 5.79 | - | 4.0 | 13.5 | 14.0 | 1050 | 3360 | 3470 | 15.3 | 14.6 | 14.0 |
| | 20+20+20+25+25 | 2.45 | 2.45 | 2.45 | 3.07 | 3.07 | - | 4.0 | 13.5 | 14.0 | 1050 | 3380 | 3470 | 15.4 | 14.7 | 14.1 |
| | 20+20+20+25+35 | 2.25 | 2.25 | 2.25 | 2.81 | 3.94 | - | 4.0 | 13.5 | 14.0 | 1050 | 3370 | 3470 | 15.3 | 14.7 | 14.1 |
| | 20+20+20+25+50 | 2.00 | 2.00 | 2.00 | 2.50 | 5.00 | - | 4.0 | 13.5 | 14.0 | 1050 | 3360 | 3470 | 15.3 | 14.6 | 14.0 |
| | 20+20+20+25+60 | 1.86 | 1.86 | 1.86 | 2.33 | 5.59 | - | 4.0 | 13.5 | 14.0 | 1050 | 3350 | 3470 | 15.2 | 14.6 | 14.0 |
| | 20+20+20+35+35 | 2.08 | 2.08 | 2.08 | 3.63 | 3.63 | - | 4.0 | 13.5 | 14.0 | 1050 | 3360 | 3470 | 15.3 | 14.6 | 14.0 |
| | 20+20+20+35+50 | 1.86 | 1.86 | 1.86 | 3.26 | 4.66 | - | 4.0 | 13.5 | 14.0 | 1050 | 3350 | 3470 | 15.2 | 14.6 | 14.0 |
| | 20+20+20+35+60 | 1.74 | 1.74 | 1.74 | 3.05 | 5.23 | - | 4.0 | 13.5 | 14.0 | 1050 | 3350 | 3470 | 15.2 | 14.6 | 14.0 |
| | 20+20+20+50+50 | 1.69 | 1.69 | 1.69 | 4.22 | 4.22 | - | 4.0 | 13.5 | 14.0 | 1050 | 3340 | 3470 | 15.2 | 14.5 | 13.9 |
| | 20+20+20+50+60 | 1.59 | 1.59 | 1.59 | 3.97 | 4.76 | - | 4.0 | 13.5 | 14.0 | 1050 | 3340 | 3470 | 15.2 | 14.5 | 13.9 |
| | 20+20+20+60+60 | 1.50 | 1.50 | 1.50 | 4.50 | 4.50 | - | 4.0 | 13.5 | 14.0 | 1050 | 3330 | 3470 | 15.2 | 14.5 | 13.9 |
| | 20+20+25+25+25 | 2.35 | 2.35 | 2.93 | 2.93 | 2.93 | - | 4.0 | 13.5 | 14.0 | 1050 | 3370 | 3470 | 15.3 | 14.7 | 14.1 |
| | 20+20+25+25+35 | 2.16 | 2.16 | 2.70 | 2.70 | 3.78 | - | 4.0 | 13.5 | 14.0 | 1050 | 3370 | 3470 | 15.3 | 14.7 | 14.1 |
| | 20+20+25+25+50 | 1.93 | 1.93 | 2.41 | 2.41 | 4.82 | - | 4.0 | 13.5 | 14.0 | 1050 | 3360 | 3470 | 15.3 | 14.6 | 14.0 |
| | 20+20+25+25+60 | 1.80 | 1.80 | 2.25 | 2.25 | 5.40 | - | 4.0 | 13.5 | 14.0 | 1050 | 3350 | 3470 | 15.2 | 14.6 | 14.0 |
| | 20+20+25+35+35 | 2.00 | 2.00 | 2.50 | 3.50 | 3.50 | - | 4.0 | 13.5 | 14.0 | 1050 | 3360 | 3470 | 15.3 | 14.6 | 14.0 |
| | 20+20+25+35+50 | 1.80 | 1.80 | 2.25 | 3.15 | 4.50 | - | 4.0 | 13.5 | 14.0 | 1050 | 3350 | 3470 | 15.2 | 14.6 | 14.0 |
| | 20+20+25+35+60 | 1.69 | 1.69 | 2.11 | 2.95 | 5.06 | - | 4.0 | 13.5 | 14.0 | 1050 | 3340 | 3470 | 15.2 | 14.5 | 13.9 |
| | 20+20+25+50+50 | 1.64 | 1.64 | 2.05 | 4.09 | 4.09 | - | 4.0 | 13.5 | 14.0 | 1050 | 3340 | 3470 | 15.2 | 14.5 | 13.9 |
| | 20+20+25+50+60 | 1.54 | 1.54 | 1.93 | 3.86 | 4.63 | - | 4.0 | 13.5 | 14.0 | 1050 | 3340 | 3470 | 15.2 | 14.5 | 13.9 |
| | 20+20+25+60+60 | 1.46 | 1.46 | 1.82 | 4.38 | 4.38 | - | 4.0 | 13.5 | 14.0 | 1050 | 3330 | 3470 | 15.2 | 14.5 | 13.9 |
| | 20+20+35+35+35 | 1.86 | 1.86 | 3.26 | 3.26 | 3.26 | - | 4.0 | 13.5 | 14.0 | 1050 | 3350 | 3470 | 15.2 | 14.6 | 14.0 |
| | 20+20+35+35+50 | 1.69 | 1.69 | 2.95 | 2.95 | 4.22 | - | 4.0 | 13.5 | 14.0 | 1050 | 3340 | 3470 | 15.2 | 14.5 | 13.9 |
| | 20+20+35+35+60 | 1.59 | 1.59 | 2.78 | 2.78 | 4.76 | - | 4.0 | 13.5 | 14.0 | 1050 | 3340 | 3470 | 15.2 | 14.5 | 13.9 |
| | 20+20+35+50+50 | 1.54 | 1.54 | 2.70 | 3.86 | 3.86 | - | 4.0 | 13.5 | 14.0 | 1050 | 3340 | 3470 | 15.2 | 14.5 | 13.9 |
| | 20+20+35+50+60 | 1.46 | 1.46 | 2.55 | 3.65 | 4.38 | - | 4.0 | 13.5 | 14.0 | 1050 | 3330 | 3470 | 15.2 | 14.5 | 13.9 |
| | 20+20+35+60+60 | 1.38 | 1.38 | 2.42 | 4.15 | 4.15 | - | 4.0 | 13.5 | 14.0 | 1050 | 3320 | 3470 | 15.1 | 14.4 | 13.8 |
| | 20+20+50+50+50 | 1.42 | 1.42 | 3.55 | 3.55 | 3.55 | - | 4.0 | 13.5 | 14.0 | 1050 | 3320 | 3470 | 15.1 | 14.4 | 13.8 |
| | 20+25+25+25+25 | 2.25 | 2.81 | 2.81 | 2.81 | 2.81 | - | 4.0 | 13.5 | 14.0 | 1050 | 3370 | 3470 | 15.3 | 14.7 | 14.1 |
| | 20+25+25+25+35 | 2.08 | 2.60 | 2.60 | 2.60 | 3.63 | - | 4.0 | 13.5 | 14.0 | 1050 | 3360 | 3470 | 15.3 | 14.6 | 14.0 |
| | 20+25+25+25+50 | 1.86 | 2.33 | 2.33 | 2.33 | 4.66 | - | 4.0 | 13.5 | 14.0 | 1050 | 3350 | 3470 | 15.2 | 14.6 | 14.0 |
| | 20+25+25+25+60 | 1.74 | 2.18 | 2.18 | 2.18 | 5.23 | - | 4.0 | 13.5 | 14.0 | 1050 | 3350 | 3470 | 15.2 | 14.6 | 14.0 |
| | 20+25+25+35+35 | 1.93 | 2.41 | 2.41 | 3.38 | 3.38 | - | 4.0 | 13.5 | 14.0 | 1050 | 3360 | 3470 | 15.3 | 14.6 | 14.0 |
| | 20+25+25+35+50 | 1.74 | 2.18 | 2.18 | 3.05 | 4.35 | - | 4.0 | 13.5 | 14.0 | 1050 | 3350 | 3470 | 15.2 | 14.6 | 14.0 |
| | 20+25+25+35+60 | 1.64 | 2.05 | 2.05 | 2.86 | 4.91 | - | 4.0 | 13.5 | 14.0 | 1050 | 3340 | 3470 | 15.2 | 14.5 | 13.9 |
| | 20+25+25+50+50 | 1.59 | 1.99 | 1.99 | 3.97 | 3.97 | - | 4.0 | 13.5 | 14.0 | 1050 | 3340 | 3470 | 15.2 | 14.5 | 13.9 |
| | 20+25+25+50+60 | 1.50 | 1.88 | 1.88 | 3.75 | 4.50 | - | 4.0 | 13.5 | 14.0 | 1050 | 3330 | 3470 | 15.2 | 14.5 | 13.9 |
| | 20+25+25+60+60 | 1.42 | 1.78 | 1.78 | 4.26 | 4.26 | - | 4.0 | 13.5 | 14.0 | 1050 | 3320 | 3470 | 15.1 | 14.4 | 13.8 |
| | 20+25+35+35+35 | 1.80 | 2.25 | 3.15 | 3.15 | 3.15 | - | 4.0 | 13.5 | 14.0 | 1050 | 3350 | 3470 | 15.2 | 14.6 | 14.0 |
| | 20+25+35+35+50 | 1.64 | 2.05 | 2.86 | 2.86 | 4.09 | - | 4.0 | 13.5 | 14.0 | 1050 | 3340 | 3470 | 15.2 | 14.5 | 13.9 |
| 20+25+35+35+60 | 1.54 | 1.93 | 2.70 | 2.70 | 4.63 | - | 4.0 | 13.5 | 14.0 | 1050 | 3340 | 3470 | 15.2 | 14.5 | 13.9 | |
| 20+25+35+50+50 | 1.50 | 1.88 | 2.63 | 3.75 | 3.75 | - | 4.0 | 13.5 | 14.0 | 1050 | 3330 | 3470 | 15.2 | 14.5 | 13.9 | |
| 20+25+35+50+60 | 1.42 | 1.78 | 2.49 | 3.55 | 4.26 | - | 4.0 | 13.5 | 14.0 | 1050 | 3320 | 3470 | 15.1 | 14.4 | 13.8 | |
| 20+25+50+50+50 | 1.38 | 1.73 | 3.46 | 3.46 | 3.46 | - | 4.0 | 13.5 | 14.0 | 1050 | 3320 | 3470 | 15.1 | 14.4 | 13.8 | |
| 20+35+35+35+35 | 1.69 | 2.95 | 2.95 | 2.95 | 2.95 | - | 4.0 | 13.5 | 14.0 | 1050 | 3340 | 3470 | 15.2 | 14.5 | 13.9 | |
| 20+35+35+35+50 | 1.54 | 2.70 | 2.70 | 2.70 | 3.86 | - | 4.0 | 13.5 | 14.0 | 1050 | 3340 | 3470 | 15.2 | 14.5 | 13.9 | |
| 20+35+35+35+60 | 1.46 | 2.55 | 2.55 | 2.55 | 4.38 | - | 4.0 | 13.5 | 14.0 | 1050 | 3330 | 3470 | 15.2 | 14.5 | 13.9 | |
| 20+35+35+50+50 | 1.42 | 2.49 | 2.49 | 3.55 | 3.55 | - | 4.0 | 13.5 | 14.0 | 1050 | 3320 | 3470 | 15.1 | 14.4 | 13.8 | |
| 25+25+25+25+25 | 2.70 | 2.70 | 2.70 | 2.70 | 2.70 | - | 4.0 | 13.5 | 14.0 | 1050 | 3370 | 3470 | 15.3 | 14.7 | 14.1 | |
| 25+25+25+25+35 | 2.50 | 2.50 | 2.50 | 2.50 | 3.50 | - | 4.0 | 13.5 | 14.0 | 1050 | 3360 | 3470 | 15.3 | 14.6 | 14.0 | |
| 25+25+25+25+50 | 2.25 | 2.25 | 2.25 | 2.25 | 4.50 | - | 4.0 | 13.5 | 14.0 | 1050 | 3350 | 3470 | 15.2 | 14.6 | 14.0 | |
| 25+25+25+25+60 | 2.11 | 2.11 | 2.11 | 2.11 | 5.06 | - | 4.0 | 13.5 | 14.0 | 1050 | 3340 | 3470 | 15.2 | 14.5 | 13.9 | |
| 25+25+25+35+35 | 2.33 | 2.33 | 2.33 | 3.26 | 3.26 | - | 4.0 | 13.5 | 14.0 | 1050 | 3350 | 3470 | 15.2 | 14.6 | 14.0 | |
| 25+25+25+35+50 | 2.11 | 2.11 | 2.11 | 2.95 | 4.22 | - | 4.0 | 13.5 | 14.0 | 1050 | 3340 | 3470 | 15.2 | 14.5 | 13.9 | |
| 25+25+25+35+60 | 1.99 | 1.99 | 1.99 | 2.78 | 4.76 | - | 4.0 | 13.5 | 14.0 | 1050 | 3340 | 3470 | 15.2 | 14.5 | 13.9 | |
| 25+25+25+50+50 | 1.93 | 1.93 | 1.93 | 3.86 | 3.86 | - | 4.0 | 13.5 | 14.0 | 1050 | 3340 | 3470 | 15.2 | 14.5 | 13.9 | |
| 25+25+25+50+60 | 1.82 | 1.82 | 1.82 | 3.65 | 4.38 | - | 4.0 | 13.5 | 14.0 | 1050 | 3330 | 3470 | 15.2 | 14.5 | 13.9 | |
| 25+25+25+60+60 | 1.73 | 1.73 | 1.73 | 4.15 | 4.15 | - | 4.0 | 13.5 | 14.0 | 1050 | 3320 | 3470 | 15.1 | 14.4 | 13.8 | |
| 25+25+35+35+35 | 2.18 | 2.18 | 3.05 | 3.05 | 3.05 | - | 4.0 | 13.5 | 14.0 | 1050 | 3350 | 3470 | 15.2 | 14.6 | 14.0 | |
| 25+25+35+35+50 | 1.99 | 1.99 | 2.78 | 2.78 | 3.97 | - | 4.0 | 13.5 | 14.0 | 1050 | 3340 | 3470 | 15.2 | 14.5 | 13.9 | |
| 25+25+35+35+60 | 1.88 | 1.88 | 2.63 | 2.63 | 4.50 | - | 4.0 | 13.5 | 14.0 | 1050 | 3330 | 3470 | 15.2 | 14.5 | 13.9 | |
| 25+25+35+50+50 | 1.82 | 1.82 | 2.55 | 3.65 | 3.65 | - | 4.0 | 13.5 | 14.0 | 1050 | 3330 | 3470 | 15.2 | 14.5 | 13.9 | |
| 25+25+35+50+60 | 1.73 | 1.73 | 2.42 | 3.46 | 4.15 | - | 4.0 | 13.5 | 14.0 | 1050 | 3320 | 3470 | 15.1 | 14.4 | 13.8 | |
| 25+35+35+35+35 | 2.05 | 2.86 | 2.86 | 2.86 | 2.86 | - | 4.0 | 13.5 | 14.0 | 1050 | 3340 | 3470 | 15.2 | 14.5 | 13.9 | |
| 25+35+35+35+50 | 1.88 | 2.63 | 2.63 | 2.63 | 3.75 | - | 4.0 | 13.5 | 14.0 | 1050 | 3330 | 3470 | 15.2 | 14.5 | 13.9 | |
| 25+35+35+35+60 | 1.78 | 2.49 | 2.49 | 2.49 | 4.26 | - | 4.0 | 13.5 | 14.0 | 1050 | 3320 | 3470 | 15.1 | 14.4 | 13.8 | |
| 25+35+35+50+50 | 1.73 | 2.42 | 2.42 | 3.46 | 3.46 | - | 4.0 | 13.5 | 14.0 | 1050 | 3320 | 3470 | 15.1 | 14.4 | 13.8 | |
| 35+35+35+35+35 | 2.70 | 2. | | | | | | | | | | | | | | |

COMBINATIONS

| Indoor unit combination | | Heating capacity (kW) | | | | | | | | | Power consumption(W) | | | Standard current(A) | | | |
|-------------------------|--------|-----------------------|------|------|------|------|------|----------------|----------|------|----------------------|----------|------|---------------------|------|------|------|
| | | Room heating capacity | | | | | | Total capacity | | | Min. | Standard | Max. | 220V | 230V | 240V | |
| | | A | B | C | D | E | F | Min. | Standard | Max. | | | | | | | |
| Heating operation | 6 room | 20+20+20+20+20+20 | 2.25 | 2.25 | 2.25 | 2.25 | 2.25 | 2.25 | 4.5 | 13.5 | 14.0 | 1150 | 3260 | 3420 | 14.8 | 14.2 | 13.6 |
| | | 20+20+20+20+20+25 | 2.16 | 2.16 | 2.16 | 2.16 | 2.16 | 2.70 | 4.5 | 13.5 | 14.0 | 1150 | 3250 | 3420 | 14.8 | 14.1 | 13.6 |
| | | 20+20+20+20+20+35 | 2.00 | 2.00 | 2.00 | 2.00 | 2.00 | 3.50 | 4.5 | 13.5 | 14.0 | 1150 | 3250 | 3420 | 14.8 | 14.1 | 13.6 |
| | | 20+20+20+20+20+50 | 1.80 | 1.80 | 1.80 | 1.80 | 1.80 | 4.50 | 4.5 | 13.5 | 14.0 | 1150 | 3250 | 3420 | 14.8 | 14.1 | 13.6 |
| | | 20+20+20+20+20+60 | 1.69 | 1.69 | 1.69 | 1.69 | 1.69 | 5.06 | 4.5 | 13.5 | 14.0 | 1150 | 3240 | 3420 | 14.7 | 14.1 | 13.5 |
| | | 20+20+20+20+25+25 | 2.08 | 2.08 | 2.08 | 2.08 | 2.60 | 2.60 | 4.5 | 13.5 | 14.0 | 1150 | 3250 | 3420 | 14.8 | 14.1 | 13.6 |
| | | 20+20+20+20+25+35 | 1.93 | 1.93 | 1.93 | 1.93 | 2.41 | 3.38 | 4.5 | 13.5 | 14.0 | 1150 | 3250 | 3420 | 14.8 | 14.1 | 13.6 |
| | | 20+20+20+20+25+50 | 1.74 | 1.74 | 1.74 | 1.74 | 2.18 | 4.35 | 4.5 | 13.5 | 14.0 | 1150 | 3240 | 3420 | 14.7 | 14.1 | 13.5 |
| | | 20+20+20+20+25+60 | 1.64 | 1.64 | 1.64 | 1.64 | 2.05 | 4.91 | 4.5 | 13.5 | 14.0 | 1150 | 3240 | 3420 | 14.7 | 14.1 | 13.5 |
| | | 20+20+20+20+35+35 | 1.80 | 1.80 | 1.80 | 1.80 | 3.15 | 3.15 | 4.5 | 13.5 | 14.0 | 1150 | 3250 | 3420 | 14.8 | 14.1 | 13.6 |
| | | 20+20+20+20+35+50 | 1.64 | 1.64 | 1.64 | 1.64 | 2.86 | 4.09 | 4.5 | 13.5 | 14.0 | 1150 | 3240 | 3420 | 14.7 | 14.1 | 13.5 |
| | | 20+20+20+20+35+60 | 1.54 | 1.54 | 1.54 | 1.54 | 2.70 | 4.63 | 4.5 | 13.5 | 14.0 | 1150 | 3230 | 3420 | 14.7 | 14.1 | 13.5 |
| | | 20+20+20+20+50+50 | 1.50 | 1.50 | 1.50 | 1.50 | 3.75 | 3.75 | 4.5 | 13.5 | 14.0 | 1150 | 3230 | 3420 | 14.7 | 14.1 | 13.5 |
| | | 20+20+20+20+50+60 | 1.42 | 1.42 | 1.42 | 1.42 | 3.55 | 4.26 | 4.5 | 13.5 | 14.0 | 1150 | 3230 | 3420 | 14.7 | 14.1 | 13.5 |
| | | 20+20+20+25+25+25 | 2.00 | 2.00 | 2.00 | 2.50 | 2.50 | 2.50 | 4.5 | 13.5 | 14.0 | 1150 | 3250 | 3420 | 14.8 | 14.1 | 13.6 |
| | | 20+20+20+25+25+35 | 1.86 | 1.86 | 1.86 | 2.33 | 2.33 | 3.26 | 4.5 | 13.5 | 14.0 | 1150 | 3250 | 3420 | 14.8 | 14.1 | 13.6 |
| | | 20+20+20+25+25+50 | 1.69 | 1.69 | 1.69 | 2.11 | 2.11 | 4.22 | 4.5 | 13.5 | 14.0 | 1150 | 3240 | 3420 | 14.7 | 14.1 | 13.5 |
| | | 20+20+20+25+25+60 | 1.59 | 1.59 | 1.59 | 1.99 | 1.99 | 4.76 | 4.5 | 13.5 | 14.0 | 1150 | 3240 | 3420 | 14.7 | 14.1 | 13.5 |
| | | 20+20+20+25+35+35 | 1.74 | 1.74 | 1.74 | 2.18 | 3.05 | 3.05 | 4.5 | 13.5 | 14.0 | 1150 | 3240 | 3420 | 14.7 | 14.1 | 13.5 |
| | | 20+20+20+25+35+50 | 1.59 | 1.59 | 1.59 | 1.99 | 2.78 | 3.97 | 4.5 | 13.5 | 14.0 | 1150 | 3240 | 3420 | 14.7 | 14.1 | 13.5 |
| | | 20+20+20+25+35+60 | 1.50 | 1.50 | 1.50 | 1.88 | 2.63 | 4.50 | 4.5 | 13.5 | 14.0 | 1150 | 3230 | 3420 | 14.7 | 14.1 | 13.5 |
| | | 20+20+20+25+50+50 | 1.46 | 1.46 | 1.46 | 1.82 | 3.65 | 3.65 | 4.5 | 13.5 | 14.0 | 1150 | 3230 | 3420 | 14.7 | 14.1 | 13.5 |
| | | 20+20+20+25+50+60 | 1.38 | 1.38 | 1.38 | 1.73 | 3.46 | 4.15 | 4.5 | 13.5 | 14.0 | 1150 | 3220 | 3420 | 14.7 | 14.0 | 13.4 |
| | | 20+20+20+35+35+35 | 1.64 | 1.64 | 1.64 | 2.86 | 2.86 | 2.86 | 4.5 | 13.5 | 14.0 | 1150 | 3240 | 3420 | 14.7 | 14.1 | 13.5 |
| | | 20+20+20+35+35+50 | 1.50 | 1.50 | 1.50 | 2.63 | 2.63 | 3.75 | 4.5 | 13.5 | 14.0 | 1150 | 3230 | 3420 | 14.7 | 14.1 | 13.5 |
| | | 20+20+20+35+35+60 | 1.42 | 1.42 | 1.42 | 2.49 | 2.49 | 4.26 | 4.5 | 13.5 | 14.0 | 1150 | 3230 | 3420 | 14.7 | 14.1 | 13.5 |
| | | 20+20+20+35+50+50 | 1.38 | 1.38 | 1.38 | 2.42 | 3.46 | 3.46 | 4.5 | 13.5 | 14.0 | 1150 | 3220 | 3420 | 14.7 | 14.0 | 13.4 |
| | | 20+20+25+25+25+25 | 1.93 | 1.93 | 2.41 | 2.41 | 2.41 | 2.41 | 4.5 | 13.5 | 14.0 | 1150 | 3250 | 3420 | 14.8 | 14.1 | 13.6 |
| | | 20+20+25+25+25+35 | 1.80 | 1.80 | 2.25 | 2.25 | 2.25 | 3.15 | 4.5 | 13.5 | 14.0 | 1150 | 3250 | 3420 | 14.8 | 14.1 | 13.6 |
| | | 20+20+25+25+25+50 | 1.64 | 1.64 | 2.05 | 2.05 | 2.05 | 4.09 | 4.5 | 13.5 | 14.0 | 1150 | 3240 | 3420 | 14.7 | 14.1 | 13.5 |
| | | 20+20+25+25+25+60 | 1.54 | 1.54 | 1.93 | 1.93 | 1.93 | 4.63 | 4.5 | 13.5 | 14.0 | 1150 | 3230 | 3420 | 14.7 | 14.1 | 13.5 |
| | | 20+20+25+25+35+35 | 1.69 | 1.69 | 2.11 | 2.11 | 2.95 | 2.95 | 4.5 | 13.5 | 14.0 | 1150 | 3240 | 3420 | 14.7 | 14.1 | 13.5 |
| | | 20+20+25+25+35+50 | 1.54 | 1.54 | 1.93 | 1.93 | 2.70 | 3.86 | 4.5 | 13.5 | 14.0 | 1150 | 3230 | 3420 | 14.7 | 14.1 | 13.5 |
| | | 20+20+25+25+35+60 | 1.46 | 1.46 | 1.82 | 1.82 | 2.55 | 4.38 | 4.5 | 13.5 | 14.0 | 1150 | 3230 | 3420 | 14.7 | 14.1 | 13.5 |
| | | 20+20+25+25+50+50 | 1.42 | 1.42 | 1.78 | 1.78 | 3.55 | 3.55 | 4.5 | 13.5 | 14.0 | 1150 | 3230 | 3420 | 14.7 | 14.1 | 13.5 |
| | | 20+20+25+25+50+60 | 1.59 | 1.59 | 1.99 | 2.78 | 2.78 | 2.78 | 4.5 | 13.5 | 14.0 | 1150 | 3240 | 3420 | 14.7 | 14.1 | 13.5 |
| | | 20+20+25+35+35+50 | 1.46 | 1.46 | 1.82 | 2.55 | 2.55 | 3.65 | 4.5 | 13.5 | 14.0 | 1150 | 3230 | 3420 | 14.7 | 14.1 | 13.5 |
| | | 20+20+25+35+35+60 | 1.38 | 1.38 | 1.73 | 2.42 | 2.42 | 4.15 | 4.5 | 13.5 | 14.0 | 1150 | 3220 | 3420 | 14.7 | 14.0 | 13.4 |
| | | 20+20+35+35+35+35 | 1.50 | 1.50 | 2.63 | 2.63 | 2.63 | 2.63 | 4.5 | 13.5 | 14.0 | 1150 | 3230 | 3420 | 14.7 | 14.1 | 13.5 |
| | | 20+20+35+35+35+50 | 1.38 | 1.38 | 2.42 | 2.42 | 3.46 | 4.5 | 13.5 | 14.0 | 1150 | 3220 | 3420 | 14.7 | 14.0 | 13.4 | |
| | | 20+25+25+25+25+25 | 1.86 | 2.33 | 2.33 | 2.33 | 2.33 | 2.33 | 4.5 | 13.5 | 14.0 | 1150 | 3250 | 3420 | 14.8 | 14.1 | 13.6 |
| | | 20+25+25+25+25+35 | 1.74 | 2.18 | 2.18 | 2.18 | 2.18 | 3.05 | 4.5 | 13.5 | 14.0 | 1150 | 3240 | 3420 | 14.7 | 14.1 | 13.5 |
| | | 20+25+25+25+25+50 | 1.59 | 1.99 | 1.99 | 1.99 | 1.99 | 3.97 | 4.5 | 13.5 | 14.0 | 1150 | 3240 | 3420 | 14.7 | 14.1 | 13.5 |
| | | 20+25+25+25+25+60 | 1.50 | 1.88 | 1.88 | 1.88 | 1.88 | 4.50 | 4.5 | 13.5 | 14.0 | 1150 | 3230 | 3420 | 14.7 | 14.1 | 13.5 |
| | | 20+25+25+25+35+35 | 1.64 | 2.05 | 2.05 | 2.05 | 2.86 | 2.86 | 4.5 | 13.5 | 14.0 | 1150 | 3240 | 3420 | 14.7 | 14.1 | 13.5 |
| | | 20+25+25+25+35+50 | 1.50 | 1.88 | 1.88 | 1.88 | 2.63 | 3.75 | 4.5 | 13.5 | 14.0 | 1150 | 3230 | 3420 | 14.7 | 14.1 | 13.5 |
| | | 20+25+25+25+35+60 | 1.42 | 1.78 | 1.78 | 1.78 | 2.49 | 4.26 | 4.5 | 13.5 | 14.0 | 1150 | 3230 | 3420 | 14.7 | 14.1 | 13.5 |
| | | 20+25+25+25+50+50 | 1.38 | 1.73 | 1.73 | 1.73 | 3.46 | 3.46 | 4.5 | 13.5 | 14.0 | 1150 | 3220 | 3420 | 14.7 | 14.0 | 13.4 |
| 20+25+25+35+35+35 | 1.54 | 1.93 | 1.93 | 2.70 | 2.70 | 2.70 | 4.5 | 13.5 | 14.0 | 1150 | 3230 | 3420 | 14.7 | 14.1 | 13.5 | | |
| 20+25+25+35+35+50 | 1.42 | 1.78 | 1.78 | 2.49 | 2.49 | 3.55 | 4.5 | 13.5 | 14.0 | 1150 | 3230 | 3420 | 14.7 | 14.1 | 13.5 | | |
| 20+25+35+35+35+35 | 1.46 | 1.82 | 2.55 | 2.55 | 2.55 | 2.55 | 4.5 | 13.5 | 14.0 | 1150 | 3230 | 3420 | 14.7 | 14.1 | 13.5 | | |
| 20+35+35+35+35+35 | 1.38 | 2.42 | 2.42 | 2.42 | 2.42 | 2.42 | 4.5 | 13.5 | 14.0 | 1150 | 3220 | 3420 | 14.7 | 14.0 | 13.4 | | |
| 25+25+25+25+25+25 | 2.25 | 2.25 | 2.25 | 2.25 | 2.25 | 2.25 | 4.5 | 13.5 | 14.0 | 1150 | 3240 | 3420 | 14.7 | 14.1 | 13.5 | | |
| 25+25+25+25+25+35 | 2.11 | 2.11 | 2.11 | 2.11 | 2.11 | 2.95 | 4.5 | 13.5 | 14.0 | 1150 | 3240 | 3420 | 14.7 | 14.1 | 13.5 | | |
| 25+25+25+25+25+50 | 1.93 | 1.93 | 1.93 | 1.93 | 1.93 | 3.86 | 4.5 | 13.5 | 14.0 | 1150 | 3230 | 3420 | 14.7 | 14.1 | 13.5 | | |
| 25+25+25+25+25+60 | 1.82 | 1.82 | 1.82 | 1.82 | 1.82 | 4.38 | 4.5 | 13.5 | 14.0 | 1150 | 3230 | 3420 | 14.7 | 14.1 | 13.5 | | |
| 25+25+25+25+35+35 | 1.99 | 1.99 | 1.99 | 1.99 | 2.78 | 2.78 | 4.5 | 13.5 | 14.0 | 1150 | 3240 | 3420 | 14.7 | 14.1 | 13.5 | | |
| 25+25+25+25+35+50 | 1.82 | 1.82 | 1.82 | 1.82 | 2.55 | 3.65 | 4.5 | 13.5 | 14.0 | 1150 | 3230 | 3420 | 14.7 | 14.1 | 13.5 | | |
| 25+25+25+25+35+60 | 1.73 | 1.73 | 1.73 | 1.73 | 2.42 | 4.15 | 4.5 | 13.5 | 14.0 | 1150 | 3220 | 3420 | 14.7 | 14.0 | 13.4 | | |
| 25+25+25+35+35+35 | 1.88 | 1.88 | 1.88 | 2.63 | 2.63 | 2.63 | 4.5 | 13.5 | 14.0 | 1150 | 3230 | 3420 | 14.7 | 14.1 | 13.5 | | |
| 25+25+25+35+35+50 | 1.73 | 1.73 | 1.73 | 2.42 | 2.42 | 3.46 | 4.5 | 13.5 | 14.0 | 1150 | 3220 | 3420 | 14.7 | 14.0 | 13.4 | | |
| 25+25+35+35+35+35 | 1.78 | 1.78 | 2.49 | 2.49 | 2.49 | 2.49 | 4.5 | 13.5 | 14.0 | 1150 | 3230 | 3420 | 14.7 | 14.1 | 13.5 | | |

| Indoor unit combination | | Cooling capacity (kW) | | | | | | | | | Power consumption(W) | | | Standard current(A) | | |
|-------------------------|--------|-----------------------|------|------|---|---|-----|----------------|----------|------|----------------------|----------|------|---------------------|------|------|
| | | Room cooling capacity | | | | | | Total capacity | | | Min. | Standard | Max. | 220V | 230V | 240V |
| | | A | B | C | D | E | F | Min. | Standard | Max. | | | | | | |
| Cooling operation | 1 room | 20 | 2.0 | - | - | - | - | 1.8 | 2.0 | 2.8 | 650 | 750 | 1100 | 3.4 | 3.3 | 3.2 |
| | | 25 | 2.5 | - | - | - | - | 1.8 | 2.5 | 3.4 | 650 | 950 | 1350 | 4.4 | 4.2 | 4.0 |
| | | 35 | 3.5 | - | - | - | - | 1.8 | 3.5 | 3.9 | 650 | 1400 | 1600 | 6.4 | 6.1 | 5.9 |
| | | 50 | 5.0 | - | - | - | - | 1.8 | 5.0 | 6.1 | 650 | 2000 | 2500 | 9.2 | 8.8 | 8.4 |
| | 60 | 6.0 | - | - | - | - | 1.8 | 6.0 | 7.0 | 650 | 2450 | 3000 | 11.2 | 10.8 | 10.3 | |
| | 2 room | 20+20 | 2.00 | 2.00 | - | - | - | 3.0 | 4.0 | 5.6 | 740 | 910 | 1460 | 4.2 | 4.0 | 3.8 |
| | | 20+25 | 2.00 | 2.50 | - | - | - | 3.0 | 4.5 | 6.2 | 740 | 1050 | 1820 | 4.8 | 4.6 | 4.4 |
| | | 20+35 | 2.00 | 3.50 | - | - | - | 3.0 | 5.5 | 6.7 | 740 | 1430 | 2020 | 6.6 | 6.3 | 6.0 |
| | | 20+50 | 2.00 | 5.00 | - | - | - | 3.0 | 7.0 | 8.9 | 740 | 2180 | 2820 | 10.0 | 9.6 | 9.2 |
| | | 20+60 | 2.00 | 6.00 | - | - | - | 3.0 | 8.0 | 9.8 | 740 | 2530 | 3360 | 11.6 | 11.1 | 10.6 |
| | | 25+25 | 2.50 | 2.50 | - | - | - | 3.0 | 5.0 | 6.8 | 740 | 1350 | 2200 | 6.2 | 5.9 | 5.7 |



MULTI-SPLIT SYSTEM

| Indoor unit combination | | Cooling capacity (kW) | | | | | | | | | Power consumption(W) | | | Standard current(A) | | |
|-------------------------|----------|-----------------------|------|------|---|---|-----|----------------|----------|------|----------------------|----------|------|---------------------|------|------|
| | | Room cooling capacity | | | | | | Total capacity | | | Min. | Standard | Max. | 220V | 230V | 240V |
| | | A | B | C | D | E | F | Min. | Standard | Max. | | | | | | |
| 2 room | 25+35 | 2.50 | 3.50 | - | - | - | - | 3.0 | 6.0 | 7.3 | 740 | 1720 | 2320 | 7.9 | 7.6 | 7.2 |
| | 25+50 | 2.50 | 5.00 | - | - | - | - | 3.0 | 7.5 | 9.5 | 740 | 2350 | 3220 | 10.8 | 10.3 | 9.9 |
| | 25+60 | 2.50 | 6.00 | - | - | - | - | 3.0 | 8.5 | 9.8 | 740 | 2680 | 3360 | 12.3 | 11.8 | 11.3 |
| | 35+35 | 3.50 | 3.50 | - | - | - | - | 3.0 | 7.0 | 7.8 | 740 | 2180 | 2820 | 10.0 | 9.6 | 9.2 |
| | 35+50 | 3.50 | 5.00 | - | - | - | - | 3.0 | 8.5 | 10.0 | 740 | 2680 | 3620 | 12.3 | 11.8 | 11.3 |
| | 35+60 | 3.50 | 6.00 | - | - | - | - | 3.0 | 9.5 | 10.9 | 740 | 3120 | 3990 | 14.3 | 13.7 | 13.1 |
| | 50+50 | 5.00 | 5.00 | - | - | - | - | 3.0 | 10.0 | 12.2 | 740 | 3350 | 4450 | 15.4 | 14.7 | 14.1 |
| | 50+60 | 5.00 | 6.00 | - | - | - | - | 3.0 | 11.0 | 12.5 | 740 | 3685 | 4520 | 16.9 | 16.2 | 15.5 |
| | 60+60 | 6.00 | 6.00 | - | - | - | - | 3.0 | 12.0 | 12.5 | 740 | 4200 | 4520 | 19.3 | 18.4 | 17.7 |
| | 20+20+20 | 2.00 | 2.00 | 2.00 | - | - | - | 3.7 | 6.0 | 8.4 | 880 | 1460 | 2560 | 6.7 | 6.4 | 6.1 |
| | 20+20+25 | 2.00 | 2.00 | 2.50 | - | - | - | 3.7 | 6.5 | 9.0 | 880 | 1650 | 2700 | 7.6 | 7.2 | 6.9 |
| | 20+20+35 | 2.00 | 2.00 | 3.50 | - | - | - | 3.7 | 7.5 | 9.5 | 880 | 1980 | 3120 | 9.1 | 8.7 | 8.3 |
| | 20+20+50 | 2.00 | 2.00 | 5.00 | - | - | - | 3.7 | 9.0 | 11.7 | 880 | 2600 | 4120 | 11.9 | 11.4 | 10.9 |
| | 20+20+60 | 2.00 | 2.00 | 6.00 | - | - | - | 3.7 | 10.0 | 12.6 | 880 | 3120 | 4680 | 14.3 | 13.7 | 13.1 |
| | 20+25+25 | 2.00 | 2.50 | 2.50 | - | - | - | 3.7 | 7.0 | 9.6 | 880 | 1850 | 3210 | 8.5 | 8.1 | 7.8 |
| | 20+25+35 | 2.00 | 2.50 | 3.50 | - | - | - | 3.7 | 8.0 | 10.1 | 880 | 2320 | 3630 | 10.7 | 10.2 | 9.8 |
| | 20+25+50 | 2.00 | 2.50 | 5.00 | - | - | - | 3.7 | 9.5 | 12.3 | 880 | 2980 | 4510 | 13.7 | 13.1 | 12.5 |
| | 20+25+60 | 2.00 | 2.50 | 6.00 | - | - | - | 3.7 | 10.5 | 12.8 | 880 | 3590 | 4800 | 16.5 | 15.8 | 15.1 |
| 20+35+35 | 2.00 | 3.50 | 3.50 | - | - | - | 3.7 | 9.0 | 10.6 | 880 | 2780 | 4120 | 12.8 | 12.2 | 11.7 | |
| 20+35+50 | 2.00 | 3.50 | 5.00 | - | - | - | 3.7 | 10.5 | 12.8 | 880 | 3590 | 4800 | 16.5 | 15.8 | 15.1 | |
| 20+35+60 | 2.00 | 3.50 | 6.00 | - | - | - | 3.7 | 11.5 | 12.8 | 880 | 3950 | 4800 | 18.1 | 17.3 | 16.6 | |
| 20+50+50 | 2.00 | 5.00 | 5.00 | - | - | - | 3.7 | 12.0 | 12.8 | 880 | 4230 | 4800 | 19.4 | 18.6 | 17.8 | |
| 20+50+60 | 1.92 | 4.81 | 5.77 | - | - | - | 3.7 | 12.5 | 12.8 | 880 | 4450 | 4800 | 20.4 | 19.5 | 18.7 | |
| 20+60+60 | 1.79 | 5.36 | 5.36 | - | - | - | 3.7 | 12.5 | 12.8 | 880 | 4450 | 4800 | 20.4 | 19.5 | 18.7 | |
| 25+25+25 | 2.50 | 2.50 | 2.50 | - | - | - | 3.7 | 7.5 | 10.2 | 880 | 2030 | 3640 | 9.3 | 8.9 | 8.5 | |
| 25+25+35 | 2.50 | 2.50 | 3.50 | - | - | - | 3.7 | 8.5 | 10.7 | 880 | 2520 | 3900 | 11.6 | 11.1 | 10.6 | |
| 25+25+50 | 2.50 | 2.50 | 5.00 | - | - | - | 3.7 | 10.0 | 12.8 | 880 | 3260 | 4800 | 15.0 | 14.3 | 13.7 | |
| 25+25+60 | 2.50 | 2.50 | 6.00 | - | - | - | 3.7 | 11.0 | 12.8 | 880 | 3720 | 4800 | 17.1 | 16.3 | 15.7 | |
| 25+35+35 | 2.50 | 3.50 | 3.50 | - | - | - | 3.7 | 9.5 | 11.2 | 880 | 2980 | 4510 | 13.7 | 13.1 | 12.5 | |
| 25+35+50 | 2.50 | 3.50 | 5.00 | - | - | - | 3.7 | 11.0 | 12.8 | 880 | 3720 | 4800 | 17.1 | 16.3 | 15.7 | |
| 25+35+60 | 2.50 | 3.50 | 6.00 | - | - | - | 3.7 | 12.0 | 12.8 | 880 | 4230 | 4800 | 19.4 | 18.6 | 17.8 | |
| 25+50+50 | 2.50 | 5.00 | 5.00 | - | - | - | 3.7 | 12.5 | 12.8 | 880 | 4450 | 4800 | 20.4 | 19.5 | 18.7 | |
| 25+50+60 | 2.31 | 4.63 | 5.56 | - | - | - | 3.7 | 12.5 | 12.8 | 880 | 4450 | 4800 | 20.4 | 19.5 | 18.7 | |
| 25+60+60 | 2.16 | 5.17 | 5.17 | - | - | - | 3.7 | 12.5 | 12.8 | 880 | 4450 | 4800 | 20.4 | 19.5 | 18.7 | |
| 35+35+35 | 3.50 | 3.50 | 3.50 | - | - | - | 3.7 | 10.5 | 11.7 | 880 | 3590 | 4180 | 16.5 | 15.8 | 15.1 | |
| 35+35+50 | 3.50 | 3.50 | 5.00 | - | - | - | 3.7 | 12.0 | 12.8 | 880 | 4230 | 4800 | 19.4 | 18.6 | 17.8 | |
| 35+35+60 | 3.37 | 3.37 | 5.77 | - | - | - | 3.7 | 12.5 | 12.8 | 880 | 4450 | 4800 | 20.4 | 19.5 | 18.7 | |
| 35+50+50 | 3.24 | 4.63 | 4.63 | - | - | - | 3.7 | 12.5 | 12.8 | 880 | 4450 | 4800 | 20.4 | 19.5 | 18.7 | |
| 35+50+60 | 3.02 | 4.31 | 5.17 | - | - | - | 3.7 | 12.5 | 12.8 | 880 | 4450 | 4800 | 20.2 | 19.3 | 18.5 | |
| 35+60+60 | 2.82 | 4.84 | 4.84 | - | - | - | 3.7 | 12.5 | 12.8 | 880 | 4450 | 4800 | 20.2 | 19.3 | 18.5 | |
| 50+50+50 | 4.17 | 4.17 | 4.17 | - | - | - | 3.7 | 12.5 | 12.8 | 880 | 4440 | 4800 | 20.4 | 19.5 | 18.7 | |
| 50+50+60 | 3.91 | 3.91 | 4.69 | - | - | - | 3.7 | 12.5 | 12.8 | 880 | 4440 | 4800 | 20.4 | 19.5 | 18.7 | |
| 50+60+60 | 3.68 | 4.41 | 4.41 | - | - | - | 3.7 | 12.5 | 12.8 | 880 | 4430 | 4800 | 20.3 | 19.5 | 18.6 | |
| 60+60+60 | 4.17 | 4.17 | 4.17 | - | - | - | 3.7 | 12.5 | 12.8 | 880 | 4430 | 4800 | 20.3 | 19.5 | 18.6 | |
| 20+20+20+20 | 2.00 | 2.00 | 2.00 | 2.00 | - | - | 4.4 | 8.0 | 11.2 | 1100 | 2050 | 3680 | 9.3 | 8.9 | 8.6 | |
| 20+20+20+25 | 2.00 | 2.00 | 2.00 | 2.50 | - | - | 4.4 | 8.5 | 11.8 | 1100 | 2320 | 3890 | 10.6 | 10.1 | 9.7 | |
| 20+20+20+35 | 2.00 | 2.00 | 2.00 | 3.50 | - | - | 4.4 | 9.5 | 12.3 | 1100 | 2820 | 4530 | 12.8 | 12.3 | 11.8 | |
| 20+20+20+50 | 2.00 | 2.00 | 2.00 | 5.00 | - | - | 4.4 | 11.0 | 13.0 | 1100 | 3480 | 4800 | 15.8 | 15.1 | 14.5 | |
| 20+20+20+60 | 2.00 | 2.00 | 2.00 | 6.00 | - | - | 4.4 | 12.0 | 13.0 | 1100 | 3980 | 4800 | 18.1 | 17.3 | 16.6 | |
| 20+20+25+25 | 2.00 | 2.00 | 2.50 | 2.50 | - | - | 4.4 | 9.0 | 12.4 | 1100 | 2520 | 4590 | 11.5 | 11.0 | 10.5 | |
| 20+20+25+35 | 2.00 | 2.00 | 2.50 | 3.50 | - | - | 4.4 | 10.0 | 12.9 | 1100 | 3120 | 4780 | 14.2 | 13.6 | 13.0 | |
| 20+20+25+50 | 2.00 | 2.00 | 2.50 | 5.00 | - | - | 4.4 | 11.5 | 13.0 | 1100 | 3720 | 4800 | 16.9 | 16.2 | 15.5 | |
| 20+20+25+60 | 2.00 | 2.00 | 2.50 | 6.00 | - | - | 4.4 | 12.5 | 13.0 | 1100 | 4600 | 4800 | 20.9 | 20.0 | 19.2 | |
| 20+20+35+35 | 2.00 | 2.00 | 3.50 | 3.50 | - | - | 4.4 | 11.0 | 13.0 | 1100 | 3480 | 4800 | 15.8 | 15.1 | 14.5 | |
| 20+20+35+50 | 2.00 | 2.00 | 3.50 | 5.00 | - | - | 4.4 | 12.5 | 13.0 | 1100 | 4600 | 4800 | 20.9 | 20.0 | 19.2 | |
| 20+20+35+60 | 1.85 | 1.85 | 3.24 | 5.56 | - | - | 4.4 | 12.5 | 13.0 | 1100 | 4590 | 4800 | 20.9 | 20.0 | 19.1 | |
| 20+20+50+50 | 1.79 | 1.79 | 4.46 | 4.46 | - | - | 4.4 | 12.5 | 13.0 | 1100 | 4590 | 4800 | 20.9 | 20.0 | 19.1 | |
| 20+20+50+60 | 1.67 | 1.67 | 4.17 | 5.00 | - | - | 4.4 | 12.5 | 13.0 | 1100 | 4590 | 4800 | 20.9 | 20.0 | 19.1 | |
| 20+20+60+60 | 1.56 | 1.56 | 4.69 | 4.69 | - | - | 4.4 | 12.5 | 13.0 | 1100 | 4580 | 4800 | 20.8 | 19.9 | 19.1 | |
| 20+25+25+25 | 2.00 | 2.50 | 2.50 | 2.50 | - | - | 4.4 | 9.5 | 13.0 | 1100 | 2820 | 4800 | 12.8 | 12.3 | 11.8 | |
| 20+25+25+35 | 2.00 | 2.50 | 2.50 | 3.50 | - | - | 4.4 | 10.5 | 13.0 | 1100 | 3340 | 4800 | 15.2 | 14.5 | 13.9 | |
| 20+25+25+50 | 2.00 | 2.50 | 2.50 | 5.00 | - | - | 4.4 | 12.0 | 13.0 | 1100 | 3980 | 4800 | 18.1 | 17.3 | 16.6 | |
| 20+25+25+60 | 1.92 | 2.40 | 2.40 | 5.77 | - | - | 4.4 | 12.5 | 13.0 | 1100 | 4600 | 4800 | 20.9 | 20.0 | 19.2 | |
| 20+25+35+35 | 2.00 | 2.50 | 3.50 | 3.50 | - | - | 4.4 | 11.5 | 13.0 | 1100 | 3720 | 4800 | 16.9 | 16.2 | 15.5 | |
| 20+25+35+50 | 1.92 | 2.40 | 3.37 | 4.81 | - | - | 4.4 | 12.5 | 13.0 | 1100 | 4600 | 4800 | 20.9 | 20.0 | 19.2 | |
| 20+25+35+60 | 1.79 | 2.23 | 3.13 | 5.36 | - | - | 4.4 | 12.5 | 13.0 | 1100 | 4590 | 4800 | 20.9 | 20.0 | 19.1 | |
| 20+25+50+50 | 1.72 | 2.16 | 4.31 | 4.31 | - | - | 4.4 | 12.5 | 13.0 | 1100 | 4590 | 4800 | 20.9 | 20.0 | 19.1 | |
| 20+25+50+60 | 1.61 | 2.02 | 4.03 | 4.84 | - | - | 4.4 | 12.5 | 13.0 | 1100 | 4580 | 4800 | 20.8 | 19.9 | 19.1 | |
| 20+25+60+60 | 1.52 | 1.89 | 4.55 | 4.55 | - | - | 4.4 | 12.5 | 13.0 | 1100 | 4580 | 4800 | 20.8 | 19.9 | 19.1 | |
| 20+35+35+35 | 2.00 | 3.50 | 3.50 | 3.50 | - | - | 4.4 | 12.5 | 13.0 | 1100 | 4600 | 4800 | 20.9 | 20.0 | 19.2 | |
| 20+35+35+50 | 1.79 | 3.13 | 3.13 | 4.46 | - | - | 4.4 | 12.5 | 13.0 | 1100 | 4590 | 4800 | 20.9 | 20.0 | 19.1 | |
| 20+35+35+60 | 1.67 | 2.92 | 2.92 | 5.00 | - | - | 4.4 | 12.5 | 13.0 | 1100 | 4590 | 4800 | 20.9 | 20.0 | 19.1 | |
| 20+35+50+50 | 1.61 | 2.82 | 4.03 | 4.03 | - | - | 4.4 | 12.5 | 13.0 | 1100 | 4580 | 4800 | 20.8 | 19.9 | 19.1 | |
| 20+35+50+60 | 1.52 | 2.65 | 3.79 | 4.55 | - | - | 4.4 | 12.5 | 13.0 | 1100 | 4580 | 4800 | 20.8 | 19.9 | 19.1 | |
| 20+35+60+60 | 1.43 | 2.50 | 4.29 | 4.29 | - | - | 5.4 | 12.5 | 13.0 | 1100 | 4570 | 4800 | 20.6 | 19.7 | 18.9 | |
| 20+50+50+50 | 1.47 | 3.68 | 3.68 | 3.68 | - | - | 4.4 | 12.5 | 13.0 | 1100 | | | | | | |

COMBINATIONS

| Indoor unit combination | | Cooling capacity (kW) | | | | | | | | | Power consumption(W) | | | Standard current(A) | | |
|-------------------------|----------------|-----------------------|------|------|------|------|-----|----------------|----------|------|----------------------|----------|------|---------------------|------|------|
| | | Room cooling capacity | | | | | | Total capacity | | | Min. | Standard | Max. | 220V | 230V | 240V |
| | | A | B | C | D | E | F | Min. | Standard | Max. | | | | | | |
| 4 room | 20+50+60+60 | 1.32 | 3.29 | 3.95 | 3.95 | - | - | 4.4 | 12.5 | 13.0 | 1100 | 4560 | 4800 | 20.7 | 19.8 | 19.0 |
| | 25+25+25+25 | 2.50 | 2.50 | 2.50 | 2.50 | - | - | 4.4 | 10.0 | 13.0 | 1100 | 3120 | 4800 | 14.2 | 13.6 | 13.0 |
| | 25+25+25+35 | 2.50 | 2.50 | 2.50 | 3.50 | - | - | 4.4 | 11.0 | 13.0 | 1100 | 3480 | 4800 | 15.8 | 15.1 | 14.5 |
| | 25+25+25+50 | 2.50 | 2.50 | 2.50 | 5.00 | - | - | 4.4 | 12.5 | 13.0 | 1100 | 4600 | 4800 | 20.9 | 20.0 | 19.2 |
| | 25+25+25+60 | 2.31 | 2.31 | 2.31 | 5.56 | - | - | 4.4 | 12.5 | 13.0 | 1100 | 4590 | 4800 | 20.9 | 20.0 | 19.1 |
| | 25+25+35+35 | 2.50 | 2.50 | 3.50 | 3.50 | - | - | 4.4 | 12.0 | 13.0 | 1100 | 3980 | 4800 | 18.1 | 17.3 | 16.6 |
| | 25+25+35+50 | 2.31 | 2.31 | 3.24 | 4.63 | - | - | 4.4 | 12.5 | 13.0 | 1100 | 4590 | 4800 | 20.9 | 20.0 | 19.1 |
| | 25+25+35+60 | 2.16 | 2.16 | 3.02 | 5.17 | - | - | 4.4 | 12.5 | 13.0 | 1100 | 4590 | 4800 | 20.9 | 20.0 | 19.1 |
| | 25+25+50+50 | 2.08 | 2.08 | 4.17 | 4.17 | - | - | 4.4 | 12.5 | 13.0 | 1100 | 4590 | 4800 | 20.9 | 20.0 | 19.1 |
| | 25+25+50+60 | 1.95 | 1.95 | 3.91 | 4.69 | - | - | 4.4 | 12.5 | 13.0 | 1100 | 4580 | 4800 | 20.8 | 19.9 | 19.1 |
| | 25+25+60+60 | 1.84 | 1.84 | 4.41 | 4.41 | - | - | 4.4 | 12.5 | 13.0 | 1100 | 4580 | 4800 | 20.8 | 19.9 | 19.1 |
| | 25+35+35+35 | 2.40 | 3.37 | 3.37 | 3.37 | - | - | 4.4 | 12.5 | 13.0 | 1100 | 4600 | 4800 | 20.9 | 20.0 | 19.2 |
| | 25+35+35+50 | 2.16 | 3.02 | 3.02 | 4.31 | - | - | 4.4 | 12.5 | 13.0 | 1100 | 4590 | 4800 | 20.9 | 20.0 | 19.1 |
| | 25+35+35+60 | 2.02 | 2.82 | 2.82 | 4.84 | - | - | 4.4 | 12.5 | 13.0 | 1100 | 4580 | 4800 | 20.8 | 19.9 | 19.1 |
| | 25+35+50+50 | 1.95 | 2.73 | 3.91 | 3.91 | - | - | 4.4 | 12.5 | 13.0 | 1100 | 4580 | 4800 | 20.8 | 19.9 | 19.1 |
| | 25+35+50+60 | 1.84 | 2.57 | 3.68 | 4.41 | - | - | 4.4 | 12.5 | 13.0 | 1100 | 4580 | 4800 | 20.8 | 19.9 | 19.1 |
| | 25+35+60+60 | 1.74 | 2.43 | 4.17 | 4.17 | - | - | 4.4 | 12.5 | 13.0 | 1100 | 4570 | 4800 | 20.8 | 19.9 | 19.1 |
| | 25+50+50+50 | 1.79 | 3.57 | 3.57 | 3.57 | - | - | 4.4 | 12.5 | 13.0 | 1100 | 4570 | 4800 | 20.8 | 19.9 | 19.1 |
| | 25+50+50+60 | 1.69 | 3.38 | 3.38 | 4.05 | - | - | 4.4 | 12.5 | 13.0 | 1100 | 4570 | 4800 | 20.8 | 19.9 | 19.1 |
| | 25+50+60+60 | 1.60 | 3.21 | 3.85 | 3.85 | - | - | 4.4 | 12.5 | 13.0 | 1100 | 4560 | 4800 | 20.7 | 19.8 | 19.0 |
| 35+35+35+35 | 3.13 | 3.13 | 3.13 | 3.13 | - | - | 4.4 | 12.5 | 13.0 | 1100 | 4590 | 4800 | 20.9 | 20.0 | 19.1 | |
| 35+35+35+50 | 2.82 | 2.82 | 2.82 | 4.03 | - | - | 4.4 | 12.5 | 13.0 | 1100 | 4580 | 4800 | 20.8 | 19.9 | 19.1 | |
| 35+35+35+60 | 2.65 | 2.65 | 2.65 | 4.55 | - | - | 4.4 | 12.5 | 13.0 | 1100 | 4580 | 4800 | 20.8 | 19.9 | 19.1 | |
| 35+35+50+50 | 2.57 | 2.57 | 3.68 | 3.68 | - | - | 4.4 | 12.5 | 13.0 | 1100 | 4580 | 4800 | 20.8 | 19.9 | 19.1 | |
| 35+35+50+60 | 2.43 | 2.43 | 3.47 | 4.17 | - | - | 4.4 | 12.5 | 13.0 | 1100 | 4570 | 4800 | 20.8 | 19.9 | 19.1 | |
| 35+35+60+60 | 2.30 | 2.30 | 3.95 | 3.95 | - | - | 4.4 | 12.5 | 13.0 | 1100 | 4560 | 4800 | 20.7 | 19.8 | 19.0 | |
| 35+50+50+50 | 2.36 | 3.38 | 3.38 | 3.38 | - | - | 4.4 | 12.5 | 13.0 | 1100 | 4570 | 4800 | 20.8 | 19.9 | 19.1 | |
| 35+50+50+60 | 2.24 | 3.21 | 3.21 | 3.85 | - | - | 4.4 | 12.5 | 13.0 | 1100 | 4560 | 4800 | 20.7 | 19.8 | 19.0 | |
| Cooling operation | 20+20+20+20+20 | 2.00 | 2.00 | 2.00 | 2.00 | 2.00 | - | 5.1 | 10.0 | 13.5 | 1210 | 2880 | 4800 | 13.1 | 12.5 | 12.0 |
| | 20+20+20+20+25 | 2.00 | 2.00 | 2.00 | 2.00 | 2.50 | - | 5.1 | 10.5 | 13.5 | 1210 | 3120 | 4800 | 14.2 | 13.6 | 13.0 |
| | 20+20+20+20+35 | 2.00 | 2.00 | 2.00 | 2.00 | 3.50 | - | 5.1 | 11.5 | 13.5 | 1210 | 3620 | 4800 | 16.5 | 15.8 | 15.1 |
| | 20+20+20+20+50 | 1.92 | 1.92 | 1.92 | 1.92 | 4.81 | - | 5.1 | 12.5 | 13.5 | 1210 | 4320 | 4800 | 19.7 | 18.8 | 18.0 |
| | 20+20+20+20+60 | 1.79 | 1.79 | 1.79 | 1.79 | 5.36 | - | 5.1 | 12.5 | 13.5 | 1210 | 4310 | 4800 | 19.6 | 18.8 | 18.0 |
| | 20+20+20+25+25 | 2.00 | 2.00 | 2.00 | 2.50 | 2.50 | - | 5.1 | 11.0 | 13.5 | 1210 | 3320 | 4800 | 15.1 | 14.4 | 13.8 |
| | 20+20+20+25+35 | 2.00 | 2.00 | 2.00 | 2.50 | 3.50 | - | 5.1 | 12.0 | 13.5 | 1210 | 3990 | 4800 | 18.2 | 17.4 | 16.6 |
| | 20+20+20+25+50 | 1.85 | 1.85 | 1.85 | 2.31 | 4.63 | - | 5.1 | 12.5 | 13.5 | 1210 | 4320 | 4800 | 19.7 | 18.8 | 18.0 |
| | 20+20+20+25+60 | 1.72 | 1.72 | 1.72 | 2.16 | 5.17 | - | 5.1 | 12.5 | 13.5 | 1210 | 4310 | 4800 | 19.6 | 18.8 | 18.0 |
| | 20+20+20+35+35 | 1.92 | 1.92 | 1.92 | 3.37 | 3.37 | - | 5.1 | 12.5 | 13.5 | 1210 | 4320 | 4800 | 19.7 | 18.8 | 18.0 |
| | 20+20+20+35+50 | 1.72 | 1.72 | 1.72 | 3.02 | 4.31 | - | 5.1 | 12.5 | 13.5 | 1210 | 4310 | 4800 | 19.6 | 18.8 | 18.0 |
| | 20+20+20+35+60 | 1.61 | 1.61 | 1.61 | 2.82 | 4.84 | - | 5.1 | 12.5 | 13.5 | 1210 | 4300 | 4800 | 19.6 | 18.7 | 17.9 |
| | 20+20+20+50+50 | 1.56 | 1.56 | 1.56 | 3.91 | 3.91 | - | 5.1 | 12.5 | 13.5 | 1210 | 4300 | 4800 | 19.6 | 18.7 | 17.9 |
| | 20+20+20+50+60 | 1.47 | 1.47 | 1.47 | 3.68 | 4.41 | - | 5.1 | 12.5 | 13.5 | 1210 | 4290 | 4800 | 19.5 | 18.7 | 17.9 |
| | 20+20+20+60+60 | 1.39 | 1.39 | 1.39 | 4.17 | 4.17 | - | 5.1 | 12.5 | 13.5 | 1210 | 4280 | 4800 | 19.5 | 18.6 | 17.9 |
| | 20+20+25+25+25 | 2.00 | 2.00 | 2.50 | 2.50 | 2.50 | - | 5.1 | 11.5 | 13.5 | 1210 | 3620 | 4800 | 16.5 | 15.8 | 15.1 |
| | 20+20+25+25+35 | 2.00 | 2.00 | 2.50 | 2.50 | 3.50 | - | 5.1 | 12.5 | 13.5 | 1210 | 4330 | 4800 | 19.7 | 18.8 | 18.1 |
| | 20+20+25+25+50 | 1.79 | 1.79 | 2.23 | 2.23 | 4.46 | - | 5.1 | 12.5 | 13.5 | 1210 | 4310 | 4800 | 19.6 | 18.8 | 18.0 |
| | 20+20+25+25+60 | 1.67 | 1.67 | 2.08 | 2.08 | 5.00 | - | 5.1 | 12.5 | 13.5 | 1210 | 4300 | 4800 | 19.6 | 18.7 | 17.9 |
| | 20+20+25+35+35 | 1.85 | 1.85 | 2.31 | 3.24 | 3.24 | - | 5.1 | 12.5 | 13.5 | 1210 | 4320 | 4800 | 19.7 | 18.8 | 18.0 |
| | 20+20+25+35+50 | 1.67 | 1.67 | 2.08 | 2.92 | 4.17 | - | 5.1 | 12.5 | 13.5 | 1210 | 4300 | 4800 | 19.6 | 18.7 | 17.9 |
| | 20+20+25+35+60 | 1.56 | 1.56 | 1.95 | 2.73 | 4.69 | - | 5.1 | 12.5 | 13.5 | 1210 | 4300 | 4800 | 19.6 | 18.7 | 17.9 |
| | 20+20+25+50+50 | 1.52 | 1.52 | 1.89 | 3.79 | 3.79 | - | 5.1 | 12.5 | 13.5 | 1210 | 4290 | 4800 | 19.5 | 18.7 | 17.9 |
| | 20+20+25+50+60 | 1.43 | 1.43 | 1.79 | 3.57 | 4.29 | - | 5.1 | 12.5 | 13.5 | 1210 | 4280 | 4800 | 19.5 | 18.6 | 17.9 |
| | 20+20+25+60+60 | 1.35 | 1.35 | 1.69 | 4.05 | 4.05 | - | 5.1 | 12.5 | 13.5 | 1210 | 4280 | 4800 | 19.5 | 18.6 | 17.9 |
| | 20+20+35+35+35 | 1.72 | 1.72 | 3.02 | 3.02 | 3.02 | - | 5.1 | 12.5 | 13.5 | 1210 | 4310 | 4800 | 19.6 | 18.8 | 18.0 |
| | 20+20+35+35+50 | 1.56 | 1.56 | 2.73 | 2.73 | 3.91 | - | 5.1 | 12.5 | 13.5 | 1210 | 4300 | 4800 | 19.6 | 18.7 | 17.9 |
| | 20+20+35+35+60 | 1.47 | 1.47 | 2.57 | 2.57 | 4.41 | - | 5.1 | 12.5 | 13.5 | 1210 | 4290 | 4800 | 19.5 | 18.7 | 17.9 |
| | 20+20+35+50+50 | 1.43 | 1.43 | 2.50 | 3.57 | 3.57 | - | 5.1 | 12.5 | 13.5 | 1210 | 4280 | 4800 | 19.5 | 18.6 | 17.9 |
| | 20+20+35+50+60 | 1.35 | 1.35 | 2.36 | 3.38 | 4.05 | - | 5.1 | 12.5 | 13.5 | 1210 | 4280 | 4800 | 19.5 | 18.6 | 17.9 |
| | 20+20+35+60+60 | 1.28 | 1.28 | 2.24 | 3.85 | 3.85 | - | 5.1 | 12.5 | 13.5 | 1210 | 4270 | 4800 | 19.4 | 18.6 | 17.8 |
| | 20+20+50+50+50 | 1.32 | 1.32 | 3.29 | 3.29 | 3.29 | - | 5.1 | 12.5 | 13.5 | 1210 | 4270 | 4800 | 19.4 | 18.6 | 17.8 |
| | 20+25+25+25+25 | 2.00 | 2.50 | 2.50 | 2.50 | 2.50 | - | 5.1 | 12.0 | 13.5 | 1210 | 3990 | 4800 | 18.2 | 17.4 | 16.6 |
| | 20+25+25+25+35 | 1.92 | 2.40 | 2.40 | 2.40 | 3.37 | - | 5.1 | 12.5 | 13.5 | 1210 | 4320 | 4800 | 19.7 | 18.8 | 18.0 |
| | 20+25+25+25+50 | 1.72 | 2.16 | 2.16 | 2.16 | 4.31 | - | 5.1 | 12.5 | 13.5 | 1210 | 4310 | 4800 | 19.6 | 18.8 | 18.0 |
| | 20+25+25+25+60 | 1.61 | 2.02 | 2.02 | 2.02 | 4.84 | - | 5.1 | 12.5 | 13.5 | 1210 | 4300 | 4800 | 19.6 | 18.7 | 17.9 |
| | 20+25+25+35+35 | 1.79 | 2.23 | 2.23 | 3.13 | 3.13 | - | 5.1 | 12.5 | 13.5 | 1210 | 4310 | 4800 | 19.6 | 18.8 | 18.0 |
| | 20+25+25+35+50 | 1.61 | 2.02 | 2.02 | 2.82 | 4.03 | - | 5.1 | 12.5 | 13.5 | 1210 | 4300 | 4800 | 19.6 | 18.7 | 17.9 |
| | 20+25+25+35+60 | 1.52 | 1.89 | 1.89 | 2.65 | 4.55 | - | 5.1 | 12.5 | 13.5 | 1210 | 4290 | 4800 | 19.5 | 18.7 | 17.9 |
| | 20+25+25+50+50 | 1.47 | 1.84 | 1.84 | 3.68 | 3.68 | - | 5.1 | 12.5 | 13.5 | 1210 | 4290 | 4800 | 19.5 | 18.7 | 17.9 |
| 20+25+25+50+60 | 1.39 | 1.74 | 1.74 | 3.47 | 4.17 | - | 5.1 | 12.5 | 13.5 | 1210 | 4280 | 4800 | 19.5 | 18.6 | 17.9 | |
| 20+25+25+60+60 | 1.32 | 1.64 | 1.64 | 3.95 | 3.95 | - | 5.1 | 12.5 | 13.5 | 1210 | 4270 | 4800 | 19.4 | 18.6 | 17.8 | |
| 20+25+35+35+35 | 1.67 | 2.08 | 2.92 | 2.92 | 2.92 | - | 5.1 | 12.5 | 13.5 | 1210 | 4300 | 4800 | 19.6 | 18.7 | 17.9 | |
| 20+25+35+35+50 | | | | | | | | | | | | | | | | |



MULTI-SPLIT SYSTEM

| Indoor unit combination | | Cooling capacity (kW) | | | | | | | | | Power consumption(W) | | | Standard current(A) | | |
|-------------------------|-------------------|-----------------------|------|------|------|------|------|----------------|----------|------|----------------------|----------|------|---------------------|------|------|
| | | Room cooling capacity | | | | | | Total capacity | | | Min. | Standard | Max. | 220V | 230V | 240V |
| | | A | B | C | D | E | F | Min. | Standard | Max. | | | | | | |
| 5 room | 20+35+35+35+50 | 1.43 | 2.50 | 2.50 | 2.50 | 3.57 | - | 5.1 | 12.5 | 13.5 | 1210 | 4280 | 4800 | 19.5 | 18.6 | 17.9 |
| | 20+35+35+35+60 | 1.35 | 2.36 | 2.36 | 2.36 | 4.05 | - | 5.1 | 12.5 | 13.5 | 1210 | 4280 | 4800 | 19.5 | 18.6 | 17.9 |
| | 20+35+35+50+50 | 1.32 | 2.30 | 2.30 | 3.29 | 3.29 | - | 5.1 | 12.5 | 13.5 | 1210 | 4270 | 4800 | 19.4 | 18.6 | 17.8 |
| | 25+25+25+25+25 | 2.50 | 2.50 | 2.50 | 2.50 | 2.50 | - | 5.1 | 12.5 | 13.5 | 1210 | 4330 | 4800 | 19.7 | 18.8 | 18.1 |
| | 25+25+25+25+35 | 2.31 | 2.31 | 2.31 | 2.31 | 3.24 | - | 5.1 | 12.5 | 13.5 | 1210 | 4320 | 4800 | 19.7 | 18.8 | 18.0 |
| | 25+25+25+25+50 | 2.08 | 2.08 | 2.08 | 2.08 | 4.17 | - | 5.1 | 12.5 | 13.5 | 1210 | 4300 | 4800 | 19.6 | 18.7 | 17.9 |
| | 25+25+25+25+60 | 1.95 | 1.95 | 1.95 | 1.95 | 4.69 | - | 5.1 | 12.5 | 13.5 | 1210 | 4300 | 4800 | 19.6 | 18.7 | 17.9 |
| | 25+25+25+35+35 | 2.16 | 2.16 | 2.16 | 3.02 | 3.02 | - | 5.1 | 12.5 | 13.5 | 1210 | 4310 | 4800 | 19.6 | 18.8 | 18.0 |
| | 25+25+25+35+50 | 1.95 | 1.95 | 1.95 | 2.73 | 3.91 | - | 5.1 | 12.5 | 13.5 | 1210 | 4300 | 4800 | 19.6 | 18.7 | 17.9 |
| | 25+25+25+35+60 | 1.84 | 1.84 | 1.84 | 2.57 | 4.41 | - | 5.1 | 12.5 | 13.5 | 1210 | 4290 | 4800 | 19.5 | 18.7 | 17.9 |
| | 25+25+25+50+50 | 1.79 | 1.79 | 1.79 | 3.57 | 3.57 | - | 5.1 | 12.5 | 13.5 | 1210 | 4280 | 4800 | 19.5 | 18.6 | 17.9 |
| | 25+25+25+50+60 | 1.69 | 1.69 | 1.69 | 3.38 | 4.05 | - | 5.1 | 12.5 | 13.5 | 1210 | 4280 | 4800 | 19.5 | 18.6 | 17.9 |
| | 25+25+25+60+60 | 1.60 | 1.60 | 1.60 | 3.85 | 3.85 | - | 5.1 | 12.5 | 13.5 | 1210 | 4270 | 4800 | 19.4 | 18.6 | 17.8 |
| | 25+25+35+35+35 | 2.02 | 2.02 | 2.82 | 2.82 | 2.82 | - | 5.1 | 12.5 | 13.5 | 1210 | 4300 | 4800 | 19.6 | 18.7 | 17.9 |
| | 25+25+35+35+50 | 1.84 | 1.84 | 2.57 | 2.57 | 3.68 | - | 5.1 | 12.5 | 13.5 | 1210 | 4290 | 4800 | 19.5 | 18.7 | 17.9 |
| | 25+25+35+35+60 | 1.74 | 1.74 | 2.43 | 2.43 | 4.17 | - | 5.1 | 12.5 | 13.5 | 1210 | 4280 | 4800 | 19.5 | 18.6 | 17.9 |
| | 25+25+35+50+50 | 1.69 | 1.69 | 2.36 | 3.38 | 3.38 | - | 5.1 | 12.5 | 13.5 | 1210 | 4280 | 4800 | 19.5 | 18.6 | 17.9 |
| | 25+25+35+50+60 | 1.60 | 1.60 | 2.24 | 3.21 | 3.85 | - | 5.1 | 12.5 | 13.5 | 1210 | 4270 | 4800 | 19.4 | 18.6 | 17.8 |
| | 25+35+35+35+35 | 1.89 | 2.65 | 2.65 | 2.65 | 2.65 | - | 5.1 | 12.5 | 13.5 | 1210 | 4290 | 4800 | 19.5 | 18.7 | 17.9 |
| | 25+35+35+35+50 | 1.74 | 2.43 | 2.43 | 2.43 | 3.47 | - | 5.1 | 12.5 | 13.5 | 1210 | 4280 | 4800 | 19.5 | 18.6 | 17.9 |
| 25+35+35+35+60 | 1.64 | 2.30 | 2.30 | 2.30 | 3.95 | - | 5.1 | 12.5 | 13.5 | 1210 | 4270 | 4800 | 19.4 | 18.6 | 17.8 | |
| 25+35+35+50+50 | 1.60 | 2.24 | 2.24 | 3.21 | 3.21 | - | 5.1 | 12.5 | 13.5 | 1210 | 4270 | 4800 | 19.4 | 18.6 | 17.8 | |
| 35+35+35+35+35 | 2.50 | 2.50 | 2.50 | 2.50 | 2.50 | - | 5.1 | 12.5 | 13.5 | 1210 | 4280 | 4800 | 19.5 | 18.6 | 17.9 | |
| 35+35+35+35+50 | 2.30 | 2.30 | 2.30 | 2.30 | 3.29 | - | 5.1 | 12.5 | 13.5 | 1210 | 4270 | 4800 | 19.4 | 18.6 | 17.8 | |
| Cooling operation | 20+20+20+20+20+20 | 2.00 | 2.00 | 2.00 | 2.00 | 2.00 | 2.00 | 5.5 | 12.0 | 13.8 | 1280 | 3660 | 4620 | 16.7 | 15.9 | 15.3 |
| | 20+20+20+20+20+25 | 2.00 | 2.00 | 2.00 | 2.00 | 2.00 | 2.50 | 5.5 | 12.5 | 14.0 | 1280 | 3900 | 4800 | 17.7 | 17.0 | 16.3 |
| | 20+20+20+20+20+35 | 1.85 | 1.85 | 1.85 | 1.85 | 1.85 | 3.24 | 5.5 | 12.5 | 14.0 | 1280 | 3890 | 4800 | 17.7 | 16.9 | 16.2 |
| | 20+20+20+20+20+50 | 1.67 | 1.67 | 1.67 | 1.67 | 1.67 | 4.17 | 5.5 | 12.5 | 14.0 | 1280 | 3860 | 4800 | 17.6 | 16.8 | 16.1 |
| | 20+20+20+20+20+60 | 1.56 | 1.56 | 1.56 | 1.56 | 1.56 | 4.69 | 5.5 | 12.5 | 14.0 | 1280 | 3860 | 4800 | 17.6 | 16.8 | 16.1 |
| | 20+20+20+20+25+25 | 1.92 | 1.92 | 1.92 | 1.92 | 2.40 | 2.40 | 5.5 | 12.5 | 14.0 | 1280 | 3900 | 4800 | 17.7 | 17.0 | 16.3 |
| | 20+20+20+20+25+35 | 1.79 | 1.79 | 1.79 | 1.79 | 2.23 | 3.13 | 5.5 | 12.5 | 14.0 | 1280 | 3880 | 4800 | 17.7 | 16.9 | 16.2 |
| | 20+20+20+20+25+50 | 1.61 | 1.61 | 1.61 | 1.61 | 2.02 | 4.03 | 5.5 | 12.5 | 14.0 | 1280 | 3860 | 4800 | 17.6 | 16.8 | 16.1 |
| | 20+20+20+20+25+60 | 1.52 | 1.52 | 1.52 | 1.52 | 1.89 | 4.55 | 5.5 | 12.5 | 14.0 | 1280 | 3850 | 4800 | 17.5 | 16.8 | 16.1 |
| | 20+20+20+20+35+35 | 1.67 | 1.67 | 1.67 | 1.67 | 2.92 | 2.92 | 5.5 | 12.5 | 14.0 | 1280 | 3860 | 4800 | 17.6 | 16.8 | 16.1 |
| | 20+20+20+20+35+50 | 1.52 | 1.52 | 1.52 | 1.52 | 2.65 | 3.79 | 5.5 | 12.5 | 14.0 | 1280 | 3850 | 4800 | 17.5 | 16.8 | 16.1 |
| | 20+20+20+20+35+60 | 1.43 | 1.43 | 1.43 | 1.43 | 2.50 | 4.29 | 5.5 | 12.5 | 14.0 | 1280 | 3830 | 4800 | 17.4 | 16.7 | 16.0 |
| | 20+20+20+20+50+50 | 1.39 | 1.39 | 1.39 | 1.39 | 3.47 | 3.47 | 5.5 | 12.5 | 14.0 | 1280 | 3820 | 4800 | 17.4 | 16.6 | 15.9 |
| | 20+20+20+20+50+60 | 1.32 | 1.32 | 1.32 | 1.32 | 3.29 | 3.95 | 5.5 | 12.5 | 14.0 | 1280 | 3800 | 4800 | 17.3 | 16.5 | 15.8 |
| | 20+20+20+25+25+25 | 1.85 | 1.85 | 1.85 | 2.31 | 2.31 | 2.31 | 5.5 | 12.5 | 14.0 | 1280 | 3890 | 4800 | 17.7 | 16.9 | 16.2 |
| | 20+20+20+25+25+35 | 1.72 | 1.72 | 1.72 | 2.16 | 2.16 | 3.02 | 5.5 | 12.5 | 14.0 | 1280 | 3870 | 4800 | 17.6 | 16.8 | 16.1 |
| | 20+20+20+25+25+50 | 1.56 | 1.56 | 1.56 | 1.95 | 1.95 | 3.91 | 5.5 | 12.5 | 14.0 | 1280 | 3860 | 4800 | 17.6 | 16.8 | 16.1 |
| | 20+20+20+25+25+60 | 1.47 | 1.47 | 1.47 | 1.84 | 1.84 | 4.41 | 5.5 | 12.5 | 14.0 | 1280 | 3840 | 4800 | 17.5 | 16.7 | 16.0 |
| | 20+20+20+25+35+35 | 1.61 | 1.61 | 1.61 | 2.02 | 2.82 | 2.82 | 5.5 | 12.5 | 14.0 | 1280 | 3860 | 4800 | 17.6 | 16.8 | 16.1 |
| | 20+20+20+25+35+50 | 1.47 | 1.47 | 1.47 | 1.84 | 2.57 | 3.68 | 5.5 | 12.5 | 14.0 | 1280 | 3840 | 4800 | 17.5 | 16.7 | 16.0 |
| | 20+20+20+25+35+60 | 1.39 | 1.39 | 1.39 | 1.74 | 2.43 | 4.17 | 5.5 | 12.5 | 14.0 | 1280 | 3820 | 4800 | 17.4 | 16.6 | 15.9 |
| | 20+20+20+25+50+50 | 1.35 | 1.35 | 1.35 | 1.69 | 3.38 | 3.38 | 5.5 | 12.5 | 14.0 | 1280 | 3810 | 4800 | 17.3 | 16.6 | 15.9 |
| | 20+20+20+25+50+60 | 1.28 | 1.28 | 1.28 | 1.60 | 3.21 | 3.85 | 5.5 | 12.5 | 14.0 | 1280 | 3800 | 4800 | 17.3 | 16.5 | 15.8 |
| | 20+20+20+35+35+35 | 1.52 | 1.52 | 1.52 | 2.65 | 2.65 | 2.65 | 5.5 | 12.5 | 14.0 | 1280 | 3850 | 4800 | 17.5 | 16.8 | 16.1 |
| | 20+20+20+35+35+50 | 1.39 | 1.39 | 1.39 | 2.43 | 2.43 | 3.47 | 5.5 | 12.5 | 14.0 | 1280 | 3820 | 4800 | 17.4 | 16.6 | 15.9 |
| | 20+20+20+35+35+60 | 1.32 | 1.32 | 1.32 | 2.30 | 2.30 | 3.95 | 5.5 | 12.5 | 14.0 | 1280 | 3800 | 4800 | 17.3 | 16.5 | 15.8 |
| | 20+20+20+35+50+50 | 1.28 | 1.28 | 1.28 | 2.24 | 3.21 | 3.21 | 5.5 | 12.5 | 14.0 | 1280 | 3800 | 4800 | 17.3 | 16.5 | 15.8 |
| | 20+20+25+25+25+25 | 1.79 | 1.79 | 2.23 | 2.23 | 2.23 | 2.23 | 5.5 | 12.5 | 14.0 | 1280 | 3880 | 4800 | 17.7 | 16.9 | 16.2 |
| | 20+20+25+25+25+35 | 1.67 | 1.67 | 2.08 | 2.08 | 2.08 | 2.92 | 5.5 | 12.5 | 14.0 | 1280 | 3860 | 4800 | 17.6 | 16.8 | 16.1 |
| | 20+20+25+25+25+50 | 1.52 | 1.52 | 1.89 | 1.89 | 1.89 | 3.79 | 5.5 | 12.5 | 14.0 | 1280 | 3850 | 4800 | 17.5 | 16.8 | 16.1 |
| | 20+20+25+25+25+60 | 1.43 | 1.43 | 1.79 | 1.79 | 1.79 | 4.29 | 5.5 | 12.5 | 14.0 | 1280 | 3830 | 4800 | 17.4 | 16.7 | 16.0 |
| | 20+20+25+25+35+35 | 1.56 | 1.56 | 1.95 | 1.95 | 2.73 | 2.73 | 5.5 | 12.5 | 14.0 | 1280 | 3860 | 4800 | 17.6 | 16.8 | 16.1 |
| | 20+20+25+25+35+50 | 1.43 | 1.43 | 1.79 | 1.79 | 2.50 | 3.57 | 5.5 | 12.5 | 14.0 | 1280 | 3830 | 4800 | 17.4 | 16.7 | 16.0 |
| | 20+20+25+25+35+60 | 1.35 | 1.35 | 1.69 | 1.69 | 2.36 | 4.05 | 5.5 | 12.5 | 14.0 | 1280 | 3810 | 4800 | 17.3 | 16.6 | 15.9 |
| | 20+20+25+25+50+50 | 1.32 | 1.32 | 1.64 | 1.64 | 3.29 | 3.29 | 5.5 | 12.5 | 14.0 | 1280 | 3800 | 4800 | 17.3 | 16.5 | 15.8 |
| | 20+20+25+35+35+35 | 1.47 | 1.47 | 1.84 | 2.57 | 2.57 | 2.57 | 5.5 | 12.5 | 14.0 | 1280 | 3840 | 4800 | 17.5 | 16.7 | 16.0 |
| | 20+20+25+35+35+50 | 1.35 | 1.35 | 1.69 | 2.36 | 2.36 | 3.38 | 5.5 | 12.5 | 14.0 | 1280 | 3810 | 4800 | 17.3 | 16.6 | 15.9 |
| | 20+20+25+35+35+60 | 1.28 | 1.28 | 1.60 | 2.24 | 2.24 | 3.85 | 5.5 | 12.5 | 14.0 | 1280 | 3800 | 4800 | 17.3 | 16.5 | 15.8 |
| | 20+20+35+35+35+35 | 1.39 | 1.39 | 2.43 | 2.43 | 2.43 | 2.43 | 5.5 | 12.5 | 14.0 | 1280 | 3820 | 4800 | 17.4 | 16.6 | 15.9 |
| | 20+20+35+35+35+50 | 1.28 | 1.28 | 2.24 | 2.24 | 2.24 | 3.21 | 5.5 | 12.5 | 14.0 | 1280 | 3800 | 4800 | 17.3 | 16.5 | 15.8 |
| 20+25+25+25+25+25 | 1.72 | 2.16 | 2.16 | 2.16 | 2.16 | 2.16 | 5.5 | 12.5 | 14.0 | 1280 | 3870 | 4800 | 17.6 | 16.8 | 16.1 | |
| 20+25+25+25+25+35 | 1.61 | 2.02 | 2.02 | 2.02 | 2.02 | 2.82 | 5.5 | 12.5 | 14.0 | 1280 | 3860 | 4800 | 17.6 | 16.8 | 16.1 | |
| 20+25+25+25+25+50 | 1.47 | 1.84 | 1.84 | 1.84 | 1.84 | 3.68 | 5.5 | 12.5 | 14.0 | 1280 | 3840 | 4800 | 17.5 | 16.7 | 16.0 | |
| 20+25+25+25+25+60 | 1.39 | 1.74 | 1.74 | 1.74 | 1.74 | 4.17 | 5.5 | 12.5 | 14.0 | 1280 | 3820 | 4800 | 17.4 | 16.6 | 15.9 | |
| 20+25+25+25+35+35 | 1.52 | 1.89 | 1.89 | 1.89 | 2.65 | 2.65 | 5.5 | 12.5 | 14.0 | 1280 | 3850 | 4800 | 17.5 | 16.8 | 16.1 | |
| 20+25+25+25+35+50 | 1.39 | 1.74 | 1.74 | 1.74 | 2.43 | 3.47 | 5.5 | 12.5 | 14.0 | 1280 | 3820 | 4800 | 17.4 | 16.6 | 15.9 | |
| 20+25+25+25+35+60 | 1.32 | 1.64 | 1.64 | 1.64 | 2.30 | 3.95 | 5.5 | 12.5 | 14.0 | 1280 | 3800 | 4800 | 17.3 | 16.5 | 15.8 | |
| 20+25+25+25+50+50 | 1.28 | 1.60 | 1.60 | 1.60 | 3.21 | 3.21 | 5.5 | 12.5 | 14.0 | 1280 | 3800 | 4800 | 17.3 | 16.5 | 15.8 | |
| 20+25+25+35+35+35 | 1.43 | 1.79 | 1.79 | 2.50 | 2.50 | 2.50 | 5.5 | 12.5 | 14.0 | 1280 | 3830 | 4800 | 17.4 | 16.7 | 16.0 | |
| 20+25+25+35+35+50 | 1.32 | 1.64 | 1.64 | 2.30 | 2.30 | 3.29 | 5.5 | 12.5 | 14.0 | 1280 | 3800 | | | | | |

COMBINATIONS

| Indoor unit combination | | Cooling capacity (kW) | | | | | | | | | Power consumption(W) | | | Standard current(A) | | | |
|-------------------------|--------|-----------------------|------|------|------|------|------|----------------|----------|------|----------------------|----------|------|---------------------|------|------|------|
| | | Room cooling capacity | | | | | | Total capacity | | | Min. | Standard | Max. | 220V | 230V | 240V | |
| | | A | B | C | D | E | F | Min. | Standard | Max. | | | | | | | |
| Cooling operation | 6 room | 25+25+25+25+25+35 | 1.95 | 1.95 | 1.95 | 1.95 | 1.95 | 2.73 | 5.5 | 12.5 | 14.0 | 1280 | 3860 | 4800 | 17.6 | 16.8 | 16.1 |
| | | 25+25+25+25+25+50 | 1.79 | 1.79 | 1.79 | 1.79 | 1.79 | 3.57 | 5.5 | 12.5 | 14.0 | 1280 | 3830 | 4800 | 17.4 | 16.7 | 16.0 |
| | | 25+25+25+25+25+60 | 1.69 | 1.69 | 1.69 | 1.69 | 1.69 | 4.05 | 5.5 | 12.5 | 14.0 | 1280 | 3810 | 4800 | 17.3 | 16.6 | 15.9 |
| | | 25+25+25+25+35+35 | 1.84 | 1.84 | 1.84 | 1.84 | 2.57 | 2.57 | 5.5 | 12.5 | 14.0 | 1280 | 3840 | 4800 | 17.5 | 16.7 | 16.0 |
| | | 25+25+25+25+35+50 | 1.69 | 1.69 | 1.69 | 1.69 | 2.36 | 3.38 | 5.5 | 12.5 | 14.0 | 1280 | 3810 | 4800 | 17.3 | 16.6 | 15.9 |
| | | 25+25+25+25+35+60 | 1.60 | 1.60 | 1.60 | 1.60 | 2.24 | 3.85 | 5.5 | 12.5 | 14.0 | 1280 | 3800 | 4800 | 17.3 | 16.5 | 15.8 |
| | | 25+25+25+35+35+35 | 1.74 | 1.74 | 1.74 | 2.43 | 2.43 | 2.43 | 5.5 | 12.5 | 14.0 | 1280 | 3820 | 4800 | 17.4 | 16.6 | 15.9 |
| | | 25+25+25+35+35+50 | 1.60 | 1.60 | 1.60 | 2.24 | 2.24 | 3.21 | 5.5 | 12.5 | 14.0 | 1280 | 3800 | 4800 | 17.3 | 16.5 | 15.8 |
| 25+25+35+35+35+35 | 1.64 | 1.64 | 2.30 | 2.30 | 2.30 | 2.30 | 5.5 | 12.5 | 14.0 | 1280 | 3800 | 4800 | 17.3 | 16.5 | 15.8 | | |

SCM125ZM-S Table of Indoor unit combination with other indoor unit

| Indoor unit combination | | Heating capacity (kW) | | | | | | | | | Power consumption(W) | | | Standard current(A) | | | |
|-------------------------|----------|-----------------------|------|------|---|---|-----|----------------|----------|------|----------------------|----------|------|---------------------|------|------|------|
| | | Room heating capacity | | | | | | Total capacity | | | Min. | Standard | Max. | 220V | 230V | 240V | |
| | | A | B | C | D | E | F | Min. | Standard | Max. | | | | | | | |
| Heating operation | 1 room | 20 | 3.0 | - | - | - | - | - | 1.5 | 3.0 | 3.6 | 700 | 1220 | 1330 | 5.6 | 5.4 | 5.1 |
| | | 25 | 3.4 | - | - | - | - | - | 1.5 | 3.4 | 4.1 | 700 | 1265 | 1540 | 5.8 | 5.6 | 5.3 |
| | | 35 | 4.5 | - | - | - | - | - | 1.5 | 4.5 | 4.9 | 700 | 1650 | 1840 | 7.6 | 7.2 | 6.9 |
| | | 50 | 5.8 | - | - | - | - | - | 1.5 | 5.8 | 6.4 | 700 | 2120 | 2410 | 9.7 | 9.3 | 8.9 |
| | | 60 | 6.8 | - | - | - | - | - | 1.5 | 6.8 | 7.4 | 700 | 2500 | 2760 | 11.5 | 11.0 | 10.5 |
| | | 71 | 8.0 | - | - | - | - | - | 1.5 | 8.0 | 8.1 | 700 | 3020 | 3090 | 13.9 | 13.3 | 12.7 |
| | | 20+20 | 3.00 | 3.00 | - | - | - | - | 2.1 | 6.0 | 7.2 | 750 | 1540 | 1860 | 7.1 | 6.8 | 6.5 |
| | 20+25 | 2.84 | 3.56 | - | - | - | - | 2.1 | 6.4 | 7.7 | 750 | 1660 | 2210 | 7.6 | 7.3 | 7.0 | |
| | 20+35 | 2.73 | 4.77 | - | - | - | - | 2.1 | 7.5 | 8.5 | 750 | 1990 | 2520 | 9.1 | 8.7 | 8.4 | |
| | 20+50 | 2.51 | 6.29 | - | - | - | - | 2.1 | 8.8 | 10.0 | 750 | 2430 | 3220 | 11.2 | 10.7 | 10.2 | |
| | 20+60 | 2.45 | 7.35 | - | - | - | - | 2.1 | 9.8 | 11.0 | 750 | 2840 | 3620 | 13.0 | 12.5 | 12.0 | |
| | 20+71 | 2.42 | 8.58 | - | - | - | - | 2.1 | 11.0 | 11.6 | 750 | 2840 | 3620 | 13.0 | 12.5 | 12.0 | |
| | 25+25 | 3.40 | 3.40 | - | - | - | - | 2.1 | 6.8 | 8.2 | 750 | 1770 | 2420 | 8.1 | 7.8 | 7.4 | |
| | 25+35 | 3.29 | 4.61 | - | - | - | - | 2.1 | 7.9 | 9.0 | 750 | 2140 | 2820 | 9.8 | 9.4 | 9.0 | |
| | 25+50 | 3.07 | 6.13 | - | - | - | - | 2.1 | 9.2 | 10.5 | 750 | 2630 | 3610 | 12.1 | 11.6 | 11.1 | |
| | 25+60 | 3.00 | 7.20 | - | - | - | - | 2.1 | 10.2 | 11.5 | 750 | 3040 | 3790 | 14.0 | 13.4 | 12.8 | |
| | 25+71 | 2.97 | 8.43 | - | - | - | - | 2.1 | 11.4 | 12.1 | 750 | 3440 | 4250 | 15.8 | 15.1 | 14.5 | |
| | 35+35 | 4.50 | 4.50 | - | - | - | - | 2.1 | 9.0 | 9.8 | 750 | 2520 | 3210 | 11.6 | 11.1 | 10.6 | |
| | 35+50 | 4.24 | 6.06 | - | - | - | - | 2.1 | 10.3 | 11.3 | 750 | 3040 | 3710 | 14.0 | 13.4 | 12.8 | |
| | 35+60 | 4.16 | 7.14 | - | - | - | - | 2.1 | 11.3 | 12.3 | 750 | 3420 | 4320 | 15.7 | 15.0 | 14.4 | |
| | 35+71 | 4.13 | 8.37 | - | - | - | - | 2.1 | 12.5 | 12.9 | 750 | 4030 | 4690 | 18.5 | 17.7 | 17.0 | |
| | 50+50 | 5.80 | 5.80 | - | - | - | - | 2.1 | 11.6 | 12.8 | 750 | 3660 | 4620 | 16.8 | 16.1 | 15.4 | |
| | 50+60 | 5.73 | 6.87 | - | - | - | - | 2.1 | 12.6 | 13.8 | 750 | 4090 | 5230 | 18.8 | 18.0 | 17.2 | |
| | 50+71 | 5.58 | 7.92 | - | - | - | - | 2.1 | 13.5 | 13.8 | 750 | 4540 | 5230 | 20.8 | 19.9 | 19.1 | |
| | 60+60 | 6.75 | 6.75 | - | - | - | - | 2.1 | 13.5 | 13.8 | 750 | 4540 | 5230 | 20.8 | 19.9 | 19.1 | |
| | 60+71 | 6.18 | 7.32 | - | - | - | - | 2.1 | 13.5 | 13.8 | 750 | 4540 | 5230 | 20.8 | 19.9 | 19.1 | |
| | 71+71 | 6.75 | 6.75 | - | - | - | - | 2.1 | 13.5 | 13.8 | 750 | 4530 | 5230 | 20.8 | 19.9 | 19.1 | |
| | 20+20+20 | 3.00 | 3.00 | 3.00 | - | - | - | 3.2 | 9.0 | 10.9 | 780 | 2270 | 3350 | 10.4 | 10.0 | 9.6 | |
| 20+20+25 | 2.89 | 2.89 | 3.62 | - | - | - | 3.2 | 9.4 | 11.4 | 780 | 2400 | 3550 | 11.0 | 10.5 | 10.1 | | |
| 20+20+35 | 2.80 | 2.80 | 4.90 | - | - | - | 3.2 | 10.5 | 12.2 | 780 | 2760 | 3820 | 12.7 | 12.1 | 11.6 | | |
| 20+20+50 | 2.62 | 2.62 | 6.56 | - | - | - | 3.2 | 11.8 | 13.7 | 780 | 3270 | 4290 | 15.0 | 14.4 | 13.8 | | |
| 20+20+60 | 2.56 | 2.56 | 7.68 | - | - | - | 3.2 | 12.8 | 13.8 | 780 | 3690 | 4350 | 16.9 | 16.2 | 15.5 | | |
| 20+20+71 | 2.43 | 2.43 | 8.64 | - | - | - | 3.2 | 13.5 | 13.8 | 780 | 4140 | 4350 | 19.0 | 18.2 | 17.4 | | |
| 20+25+25 | 2.80 | 3.50 | 3.50 | - | - | - | 3.2 | 9.8 | 11.9 | 780 | 2560 | 3720 | 11.8 | 11.2 | 10.8 | | |
| 20+25+35 | 2.73 | 3.41 | 4.77 | - | - | - | 3.2 | 10.9 | 12.7 | 780 | 2970 | 3990 | 13.6 | 13.0 | 12.5 | | |
| 20+25+50 | 2.57 | 3.21 | 6.42 | - | - | - | 3.2 | 12.2 | 13.8 | 780 | 3480 | 4350 | 16.0 | 15.3 | 14.6 | | |
| 20+25+60 | 2.51 | 3.14 | 7.54 | - | - | - | 3.2 | 13.2 | 13.8 | 780 | 3990 | 4350 | 18.3 | 17.5 | 16.8 | | |
| 20+25+71 | 2.33 | 2.91 | 8.26 | - | - | - | 3.2 | 13.5 | 13.8 | 780 | 4140 | 4350 | 19.0 | 18.2 | 17.4 | | |
| 20+35+35 | 2.67 | 4.67 | 4.67 | - | - | - | 3.2 | 12.0 | 13.5 | 780 | 3460 | 4220 | 15.9 | 15.2 | 14.6 | | |
| 20+35+50 | 2.53 | 4.43 | 6.33 | - | - | - | 3.2 | 13.3 | 13.8 | 780 | 3980 | 4350 | 18.3 | 17.5 | 16.8 | | |
| 20+35+60 | 2.35 | 4.11 | 7.04 | - | - | - | 3.2 | 13.5 | 13.8 | 780 | 4130 | 4350 | 19.0 | 18.1 | 17.4 | | |
| 20+35+71 | 2.14 | 3.75 | 7.61 | - | - | - | 3.2 | 13.5 | 13.8 | 780 | 4130 | 4350 | 19.0 | 18.1 | 17.4 | | |
| 20+50+50 | 2.25 | 5.63 | 5.63 | - | - | - | 3.2 | 13.5 | 13.8 | 780 | 4130 | 4350 | 19.0 | 18.1 | 17.4 | | |
| 20+50+60 | 2.08 | 5.19 | 6.23 | - | - | - | 3.2 | 13.5 | 13.8 | 780 | 4130 | 4350 | 19.0 | 18.1 | 17.4 | | |
| 20+50+71 | 1.91 | 4.79 | 6.80 | - | - | - | 4.2 | 13.5 | 13.8 | 780 | 4130 | 4350 | 18.8 | 18.0 | 17.2 | | |
| 20+60+60 | 1.93 | 5.79 | 5.79 | - | - | - | 5.2 | 13.5 | 13.8 | 780 | 4130 | 4350 | 18.6 | 17.8 | 17.0 | | |
| 20+60+71 | 1.79 | 5.36 | 6.35 | - | - | - | 6.2 | 13.5 | 13.8 | 780 | 4120 | 4350 | 18.4 | 17.6 | 16.8 | | |
| 20+71+71 | 1.67 | 5.92 | 5.92 | - | - | - | 7.2 | 13.5 | 13.8 | 780 | 4120 | 4350 | 18.2 | 17.4 | 16.7 | | |
| 25+25+25 | 3.40 | 3.40 | 3.40 | - | - | - | 3.2 | 10.2 | 12.4 | 780 | 2760 | 3880 | 12.7 | 12.1 | 11.6 | | |
| 25+25+35 | 3.32 | 3.32 | 4.65 | - | - | - | 3.2 | 11.3 | 13.2 | 780 | 3170 | 4120 | 14.6 | 13.9 | 13.3 | | |
| 25+25+50 | 3.15 | 3.15 | 6.30 | - | - | - | 3.2 | 12.6 | 13.8 | 780 | 3690 | 4350 | 16.9 | 16.2 | 15.5 | | |
| 25+25+60 | 3.07 | 3.07 | 7.36 | - | - | - | 3.2 | 13.5 | 13.8 | 780 | 4130 | 4350 | 19.0 | 18.1 | 17.4 | | |
| 25+25+71 | 2.79 | 2.79 | 7.92 | - | - | - | 3.2 | 13.5 | 13.8 | 780 | 4130 | 4350 | 19.0 | 18.1 | 17.4 | | |
| 25+35+35 | 3.26 | 4.57 | 4.57 | - | - | - | 3.2 | 12.4 | 13.8 | 780 | 3780 | 4350 | 17.4 | 16.6 | 15.9 | | |
| 25+35+50 | 3.07 | 4.30 | 6.14 | - | - | - | 3.2 | 13.5 | 13.8 | 780 | 4140 | 4350 | 19.0 | 18.2 | 17.4 | | |
| 25+35+60 | 2.81 | 3.94 | 6.75 | - | - | - | 3.2 | 13.5 | 13.8 | 780 | 4140 | 4350 | 19.0 | 18.2 | 17.4 | | |
| 25+35+71 | 2.58 | 3.61 | 7.32 | - | - | - | 4.2 | 13.5 | 13.8 | 780 | 4130 | 4350 | 18.8 | 18.0 | 17.2 | | |
| 25+50+50 | 2.70 | 5.40 | 5.40 | - | - | - | 3.2 | 13.5 | 13.8 | 780 | 4130 | 4350 | 19.0 | 18.1 | 17.4 | | |
| 25+50+60 | 2.50 | 5.00 | 6.00 | - | - | - | 3.2 | 13.5 | 13.8 | 780 | 4130 | 4350 | 19.0 | 18.1 | 17.4 | | |
| 25+50+71 | 2.31 | 4.62 | 6.57 | - | - | - | 3.2 | 13.5 | 13.8 | 780 | 4130 | 4350 | 19.0 | 18.1 | 17.4 | | |
| 25+60+60 | 2.33 | 5.59 | 5.59 | - | - | - | 3.2 | 13.5 | 13.8 | 780 | 4130 | 4350 | 19.0 | 18.1 | 17.4 | | |



MULTI-SPLIT SYSTEM

| Indoor unit combination | | Heating capacity (kW) | | | | | | | | | Power consumption(W) | | | Standard current(A) | | |
|-------------------------|----------|-----------------------|------|------|------|------|-----|----------------|----------|------|----------------------|----------|------|---------------------|------|------|
| | | Room heating capacity | | | | | | Total capacity | | | Min. | Standard | Max. | 220V | 230V | 240V |
| | | A | B | C | D | E | F | Min. | Standard | Max. | | | | | | |
| 3 room | 25+60+71 | 2.16 | 5.19 | 6.14 | - | - | - | 3.2 | 13.5 | 13.8 | 780 | 4120 | 4350 | 18.9 | 18.1 | 17.3 |
| | 25+71+71 | 2.02 | 5.74 | 5.74 | - | - | - | 3.2 | 13.5 | 13.8 | 780 | 4120 | 4350 | 18.9 | 18.1 | 17.3 |
| | 35+35+35 | 4.50 | 4.50 | 4.50 | - | - | - | 3.2 | 13.5 | 13.8 | 780 | 4140 | 4350 | 19.0 | 18.2 | 17.4 |
| | 35+35+50 | 3.94 | 3.94 | 5.63 | - | - | - | 3.2 | 13.5 | 13.8 | 780 | 4140 | 4350 | 19.0 | 18.2 | 17.4 |
| | 35+35+60 | 3.63 | 3.63 | 6.23 | - | - | - | 3.2 | 13.5 | 13.8 | 780 | 4130 | 4350 | 19.0 | 18.1 | 17.4 |
| | 35+35+71 | 3.35 | 3.35 | 6.80 | - | - | - | 3.2 | 13.5 | 13.8 | 780 | 4130 | 4350 | 19.0 | 18.1 | 17.4 |
| | 35+50+50 | 3.50 | 5.00 | 5.00 | - | - | - | 3.2 | 13.5 | 13.8 | 780 | 4130 | 4350 | 19.0 | 18.1 | 17.4 |
| | 35+50+60 | 3.26 | 4.66 | 5.59 | - | - | - | 3.2 | 13.5 | 13.8 | 780 | 4130 | 4350 | 19.0 | 18.1 | 17.4 |
| | 35+50+71 | 3.03 | 4.33 | 6.14 | - | - | - | 3.2 | 13.5 | 13.8 | 780 | 4120 | 4350 | 18.9 | 18.1 | 17.3 |
| | 35+60+60 | 3.05 | 5.23 | 5.23 | - | - | - | 3.2 | 13.5 | 13.8 | 780 | 4120 | 4350 | 18.9 | 18.1 | 17.3 |
| | 35+60+71 | 2.85 | 4.88 | 5.77 | - | - | - | 3.2 | 13.5 | 13.8 | 780 | 4120 | 4350 | 18.9 | 18.1 | 17.3 |
| | 35+71+71 | 2.67 | 5.42 | 5.42 | - | - | - | 3.2 | 13.5 | 13.8 | 780 | 4120 | 4350 | 18.9 | 18.1 | 17.3 |
| | 50+50+50 | 4.50 | 4.50 | 4.50 | - | - | - | 3.2 | 13.5 | 13.8 | 780 | 4120 | 4350 | 18.9 | 18.1 | 17.3 |
| | 50+50+60 | 4.22 | 4.22 | 5.06 | - | - | - | 3.2 | 13.5 | 13.8 | 780 | 4120 | 4350 | 18.9 | 18.1 | 17.3 |
| | 50+50+71 | 3.95 | 3.95 | 5.61 | - | - | - | 3.2 | 13.5 | 13.8 | 780 | 4120 | 4350 | 18.9 | 18.1 | 17.3 |
| | 50+60+60 | 3.97 | 4.76 | 4.76 | - | - | - | 3.2 | 13.5 | 13.8 | 780 | 4120 | 4350 | 18.9 | 18.1 | 17.3 |
| | 50+60+71 | 3.73 | 4.48 | 5.30 | - | - | - | 3.2 | 13.5 | 13.8 | 780 | 4110 | 4350 | 18.9 | 18.1 | 17.3 |
| | 60+60+60 | 4.50 | 4.50 | 4.50 | - | - | - | 3.2 | 13.5 | 13.8 | 780 | 4110 | 4350 | 18.9 | 18.1 | 17.3 |
| | 60+60+71 | 4.24 | 4.24 | 5.02 | - | - | - | 3.2 | 13.5 | 13.8 | 780 | 4110 | 4350 | 18.9 | 18.1 | 17.3 |
| | 4 room | 20+20+20+20 | 3.00 | 3.00 | 3.00 | 3.00 | - | - | 3.6 | 12.0 | 13.8 | 950 | 3270 | 3920 | 14.9 | 14.2 |
| 20+20+20+25 | | 2.92 | 2.92 | 2.92 | 3.65 | - | - | 3.6 | 12.4 | 13.8 | 950 | 3460 | 3920 | 15.7 | 15.1 | 14.4 |
| 20+20+20+35 | | 2.84 | 2.84 | 2.84 | 4.97 | - | - | 3.6 | 13.5 | 13.8 | 950 | 3770 | 3920 | 17.2 | 16.4 | 15.7 |
| 20+20+20+50 | | 2.45 | 2.45 | 2.45 | 6.14 | - | - | 3.6 | 13.5 | 13.8 | 950 | 3760 | 3920 | 17.1 | 16.4 | 15.7 |
| 20+20+20+60 | | 2.25 | 2.25 | 2.25 | 6.75 | - | - | 3.6 | 13.5 | 13.8 | 950 | 3760 | 3920 | 17.1 | 16.4 | 15.7 |
| 20+20+20+71 | | 2.06 | 2.06 | 2.06 | 7.32 | - | - | 3.6 | 13.5 | 13.8 | 950 | 3750 | 3920 | 16.9 | 16.2 | 15.5 |
| 20+20+25+25 | | 2.84 | 2.84 | 3.56 | 3.56 | - | - | 3.6 | 12.8 | 13.8 | 950 | 3510 | 3920 | 16.0 | 15.3 | 14.6 |
| 20+20+25+35 | | 2.70 | 2.70 | 3.38 | 4.73 | - | - | 3.6 | 13.5 | 13.8 | 950 | 3770 | 3920 | 17.2 | 16.4 | 15.7 |
| 20+20+25+50 | | 2.35 | 2.35 | 2.93 | 5.87 | - | - | 3.6 | 13.5 | 13.8 | 950 | 3760 | 3920 | 17.1 | 16.4 | 15.7 |
| 20+20+25+60 | | 2.16 | 2.16 | 2.70 | 6.48 | - | - | 3.6 | 13.5 | 13.8 | 950 | 3750 | 3920 | 17.1 | 16.3 | 15.6 |
| 20+20+25+71 | | 1.99 | 1.99 | 2.48 | 7.05 | - | - | 3.6 | 13.5 | 13.8 | 950 | 3750 | 3920 | 17.1 | 16.3 | 15.6 |
| 20+20+35+35 | | 2.45 | 2.45 | 4.30 | 4.30 | - | - | 3.6 | 13.5 | 13.8 | 950 | 3760 | 3920 | 17.1 | 16.4 | 15.7 |
| 20+20+35+50 | | 2.16 | 2.16 | 3.78 | 5.40 | - | - | 3.6 | 13.5 | 13.8 | 950 | 3750 | 3920 | 17.1 | 16.3 | 15.6 |
| 20+20+35+60 | | 2.00 | 2.00 | 3.50 | 6.00 | - | - | 3.6 | 13.5 | 13.8 | 950 | 3750 | 3920 | 17.1 | 16.3 | 15.6 |
| 20+20+35+71 | | 1.85 | 1.85 | 3.24 | 6.57 | - | - | 3.6 | 13.5 | 13.8 | 950 | 3740 | 3920 | 17.0 | 16.3 | 15.6 |
| 20+20+50+50 | | 1.93 | 1.93 | 4.82 | 4.82 | - | - | 3.6 | 13.5 | 13.8 | 950 | 3740 | 3920 | 17.0 | 16.3 | 15.6 |
| 20+20+50+60 | | 1.80 | 1.80 | 4.50 | 5.40 | - | - | 3.6 | 13.5 | 13.8 | 950 | 3740 | 3920 | 17.0 | 16.3 | 15.6 |
| 20+20+50+71 | | 1.68 | 1.68 | 4.19 | 5.95 | - | - | 3.6 | 13.5 | 13.8 | 950 | 3740 | 3920 | 17.0 | 16.3 | 15.6 |
| 20+20+60+60 | | 1.69 | 1.69 | 5.06 | 5.06 | - | - | 3.6 | 13.5 | 13.8 | 950 | 3740 | 3920 | 17.0 | 16.3 | 15.6 |
| 20+20+60+71 | | 1.58 | 1.58 | 4.74 | 5.61 | - | - | 3.6 | 13.5 | 13.8 | 950 | 3730 | 3920 | 17.0 | 16.2 | 15.6 |
| 20+20+71+71 | | 1.48 | 1.48 | 5.27 | 5.27 | - | - | 3.6 | 13.5 | 13.8 | 950 | 3730 | 3920 | 17.0 | 16.2 | 15.6 |
| 20+25+25+25 | | 2.78 | 3.47 | 3.47 | 3.47 | - | - | 3.6 | 13.2 | 13.8 | 950 | 3620 | 3920 | 16.5 | 15.8 | 15.1 |
| 20+25+25+35 | | 2.57 | 3.21 | 3.21 | 4.50 | - | - | 3.6 | 13.5 | 13.8 | 950 | 3770 | 3920 | 17.2 | 16.4 | 15.7 |
| 20+25+25+50 | | 2.25 | 2.81 | 2.81 | 5.63 | - | - | 3.6 | 13.5 | 13.8 | 950 | 3760 | 3920 | 17.1 | 16.4 | 15.7 |
| 20+25+25+60 | | 2.08 | 2.60 | 2.60 | 6.23 | - | - | 3.6 | 13.5 | 13.8 | 950 | 3750 | 3920 | 17.1 | 16.3 | 15.6 |
| 20+25+25+71 | | 1.91 | 2.39 | 2.39 | 6.80 | - | - | 3.6 | 13.5 | 13.8 | 950 | 3740 | 3920 | 17.0 | 16.3 | 15.6 |
| 20+25+35+35 | | 2.35 | 2.93 | 4.11 | 4.11 | - | - | 3.6 | 13.5 | 13.8 | 950 | 3760 | 3920 | 17.1 | 16.4 | 15.7 |
| 20+25+35+50 | | 2.08 | 2.60 | 3.63 | 5.19 | - | - | 3.6 | 13.5 | 13.8 | 950 | 3750 | 3920 | 17.1 | 16.3 | 15.6 |
| 20+25+35+60 | | 1.93 | 2.41 | 3.38 | 5.79 | - | - | 3.6 | 13.5 | 13.8 | 950 | 3740 | 3920 | 17.0 | 16.3 | 15.6 |
| 20+25+35+71 | | 1.79 | 2.24 | 3.13 | 6.35 | - | - | 3.6 | 13.5 | 13.8 | 950 | 3740 | 3920 | 17.0 | 16.3 | 15.6 |
| 20+25+50+50 | | 1.86 | 2.33 | 4.66 | 4.66 | - | - | 3.6 | 13.5 | 13.8 | 950 | 3740 | 3920 | 17.0 | 16.3 | 15.6 |
| 20+25+50+60 | | 1.74 | 2.18 | 4.35 | 5.23 | - | - | 3.6 | 13.5 | 13.8 | 950 | 3740 | 3920 | 17.0 | 16.3 | 15.6 |
| 20+25+50+71 | | 1.63 | 2.03 | 4.07 | 5.77 | - | - | 3.6 | 13.5 | 13.8 | 950 | 3730 | 3920 | 17.0 | 16.2 | 15.6 |
| 20+25+60+60 | | 1.64 | 2.05 | 4.91 | 4.91 | - | - | 3.6 | 13.5 | 13.8 | 950 | 3730 | 3920 | 17.0 | 16.2 | 15.6 |
| 20+25+60+71 | | 1.53 | 1.92 | 4.60 | 5.45 | - | - | 3.6 | 13.5 | 13.8 | 950 | 3730 | 3920 | 17.0 | 16.2 | 15.6 |
| 20+25+71+71 | | 1.44 | 1.80 | 5.13 | 5.13 | - | - | 3.6 | 13.5 | 13.8 | 950 | 3720 | 3920 | 16.9 | 16.2 | 15.5 |
| 20+35+35+35 | | 2.16 | 3.78 | 3.78 | 3.78 | - | - | 3.6 | 13.5 | 13.8 | 950 | 3750 | 3920 | 17.1 | 16.3 | 15.6 |
| 20+35+35+50 | | 1.93 | 3.38 | 3.38 | 4.82 | - | - | 3.6 | 13.5 | 13.8 | 950 | 3740 | 3920 | 17.0 | 16.3 | 15.6 |
| 20+35+35+60 | | 1.80 | 3.15 | 3.15 | 5.40 | - | - | 3.6 | 13.5 | 13.8 | 950 | 3740 | 3920 | 17.0 | 16.3 | 15.6 |
| 20+35+35+71 | | 1.68 | 2.93 | 2.93 | 5.95 | - | - | 3.6 | 13.5 | 13.8 | 950 | 3740 | 3920 | 17.0 | 16.3 | 15.6 |
| 20+35+50+50 | 1.74 | 3.05 | 4.35 | 4.35 | - | - | 3.6 | 13.5 | 13.8 | 950 | 3740 | 3920 | 17.0 | 16.3 | 15.6 | |
| 20+35+50+60 | 1.64 | 2.86 | 4.09 | 4.91 | - | - | 3.6 | 13.5 | 13.8 | 950 | 3730 | 3920 | 17.0 | 16.2 | 15.6 | |
| 20+35+50+71 | 1.53 | 2.68 | 3.84 | 5.45 | - | - | 3.6 | 13.5 | 13.8 | 950 | 3730 | 3920 | 17.0 | 16.2 | 15.6 | |
| 20+35+60+60 | 1.54 | 2.70 | 4.63 | 4.63 | - | - | 3.6 | 13.5 | 13.8 | 950 | 3730 | 3920 | 17.0 | 16.2 | 15.6 | |
| 20+35+60+71 | 1.45 | 2.54 | 4.35 | 5.15 | - | - | 3.6 | 13.5 | 13.8 | 950 | 3720 | 3920 | 16.9 | 16.2 | 15.5 | |
| 20+50+50+50 | 1.59 | 3.97 | 3.97 | 3.97 | - | - | 3.6 | 13.5 | 13.8 | 950 | 3730 | 3920 | 17.0 | 16.2 | 15.6 | |
| 20+50+50+60 | 1.50 | 3.75 | 3.75 | 4.50 | - | - | 3.6 | 13.5 | 13.8 | 950 | 3730 | 3920 | 17.0 | 16.2 | 15.6 | |
| 20+50+50+71 | 1.41 | 3.53 | 3.53 | 5.02 | - | - | 3.6 | 13.5 | 13.8 | 950 | 3720 | 3920 | 16.9 | 16.2 | 15.5 | |
| 20+50+60+60 | 1.42 | 3.55 | 4.26 | 4.26 | - | - | 3.6 | 13.5 | 13.8 | 950 | 3720 | 3920 | 16.9 | 16.2 | 15.5 | |
| 25+25+25+25 | 3.38 | 3.38 | 3.38 | 3.38 | - | - | 3.6 | 13.5 | 13.8 | 950 | 3770 | 3920 | 17.2 | 16.4 | 15.7 | |
| 25+25+25+35 | 3.07 | 3.07 | 3.07 | 4.30 | - | - | 3.6 | 13.5 | 13.8 | 950 | 3760 | 3920 | 17.1 | 16.4 | 15.7 | |
| 25+25+25+50 | 2.70 | 2.70 | 2.70 | 5.40 | - | - | 3.6 | 13.5 | 13.8 | 950 | 3750 | 3920 | 17.1 | 16.3 | 15.6 | |
| 25+25+25+60 | 2.50 | 2.50 | 2.50 | 6.00 | - | - | 3.6 | 13.5 | 13.8 | 950 | 3750 | 3920 | 17.1 | 16.3 | 15.6 | |
| 25+25+25+71 | 2.31 | 2.31 | 2.31 | 6.57 | - | - | 3.6 | 13.5 | 13.8 | 950 | 3740 | 3920 | 17.0 | 16.3 | 15.6 | |
| 25+25+35+35 | 2.81 | 2.81 | 3.94 | 3.94 | - | - | 3.6 | 13.5 | 13.8 | 950 | 3760 | 3920 | 17.1 | 16.4 | 15.7 | |

COMBINATIONS

| Indoor unit combination | | Heating capacity (kW) | | | | | | | | | Power consumption(W) | | | Standard current(A) | | | |
|-------------------------|-------------|-----------------------|------|------|------|------|------|----------------|----------|------|----------------------|----------|------|---------------------|------|------|------|
| | | Room heating capacity | | | | | | Total capacity | | | Min. | Standard | Max. | 220V | 230V | 240V | |
| | | A | B | C | D | E | F | Min. | Standard | Max. | | | | | | | |
| 4 room | 25+25+50+50 | 2.25 | 2.25 | 4.50 | 4.50 | - | - | 3.6 | 13.5 | 13.8 | 950 | 3740 | 3920 | 17.0 | 16.3 | 15.6 | |
| | 25+25+50+60 | 2.11 | 2.11 | 4.22 | 5.06 | - | - | 3.6 | 13.5 | 13.8 | 950 | 3740 | 3920 | 17.0 | 16.3 | 15.6 | |
| | 25+25+50+71 | 1.97 | 1.97 | 3.95 | 5.61 | - | - | 3.6 | 13.5 | 13.8 | 950 | 3730 | 3920 | 17.0 | 16.2 | 15.6 | |
| | 25+25+60+60 | 1.99 | 1.99 | 4.76 | 4.76 | - | - | 3.6 | 13.5 | 13.8 | 950 | 3730 | 3920 | 17.0 | 16.2 | 15.6 | |
| | 25+25+60+71 | 1.86 | 1.86 | 4.48 | 5.30 | - | - | 3.6 | 13.5 | 13.8 | 950 | 3730 | 3920 | 17.0 | 16.2 | 15.6 | |
| | 25+25+71+71 | 1.76 | 1.76 | 4.99 | 4.99 | - | - | 3.6 | 13.5 | 13.8 | 950 | 3720 | 3920 | 16.9 | 16.2 | 15.5 | |
| | 25+35+35+35 | 2.60 | 3.63 | 3.63 | 3.63 | - | - | 3.6 | 13.5 | 13.8 | 950 | 3750 | 3920 | 17.1 | 16.3 | 15.6 | |
| | 25+35+35+50 | 2.33 | 3.26 | 3.26 | 4.66 | - | - | 3.6 | 13.5 | 13.8 | 950 | 3740 | 3920 | 17.0 | 16.3 | 15.6 | |
| | 25+35+35+60 | 2.18 | 3.05 | 3.05 | 5.23 | - | - | 3.6 | 13.5 | 13.8 | 950 | 3740 | 3920 | 17.0 | 16.3 | 15.6 | |
| | 25+35+35+71 | 2.03 | 2.85 | 2.85 | 5.77 | - | - | 3.6 | 13.5 | 13.8 | 950 | 3730 | 3920 | 17.0 | 16.2 | 15.6 | |
| | 25+35+50+50 | 2.11 | 2.95 | 4.22 | 4.22 | - | - | 3.6 | 13.5 | 13.8 | 950 | 3740 | 3920 | 17.0 | 16.3 | 15.6 | |
| | 25+35+50+60 | 1.99 | 2.78 | 3.97 | 4.76 | - | - | 3.6 | 13.5 | 13.8 | 950 | 3730 | 3920 | 17.0 | 16.2 | 15.6 | |
| | 25+35+50+71 | 1.86 | 2.61 | 3.73 | 5.30 | - | - | 3.6 | 13.5 | 13.8 | 950 | 3730 | 3920 | 17.0 | 16.2 | 15.6 | |
| | 25+35+60+60 | 1.88 | 2.63 | 4.50 | 4.50 | - | - | 3.6 | 13.5 | 13.8 | 950 | 3730 | 3920 | 17.0 | 16.2 | 15.6 | |
| | 25+35+60+71 | 1.77 | 2.47 | 4.24 | 5.02 | - | - | 3.6 | 13.5 | 13.8 | 950 | 3720 | 3920 | 16.9 | 16.2 | 15.5 | |
| | 25+50+50+50 | 1.93 | 3.86 | 3.86 | 3.86 | - | - | 3.6 | 13.5 | 13.8 | 950 | 3730 | 3920 | 17.0 | 16.2 | 15.6 | |
| | 25+50+50+60 | 1.82 | 3.65 | 3.65 | 4.38 | - | - | 3.6 | 13.5 | 13.8 | 950 | 3720 | 3920 | 16.9 | 16.2 | 15.5 | |
| | 25+50+60+60 | 1.73 | 3.46 | 4.15 | 4.15 | - | - | 3.6 | 13.5 | 13.8 | 950 | 3720 | 3920 | 16.9 | 16.2 | 15.5 | |
| | 35+35+35+35 | 3.38 | 3.38 | 3.38 | 3.38 | - | - | 3.6 | 13.5 | 13.8 | 950 | 3740 | 3920 | 17.0 | 16.3 | 15.6 | |
| | 35+35+35+50 | 3.05 | 3.05 | 3.05 | 4.35 | - | - | 3.6 | 13.5 | 13.8 | 950 | 3740 | 3920 | 17.0 | 16.3 | 15.6 | |
| | 35+35+35+60 | 2.86 | 2.86 | 2.86 | 4.91 | - | - | 3.6 | 13.5 | 13.8 | 950 | 3730 | 3920 | 17.0 | 16.2 | 15.6 | |
| | 35+35+35+71 | 2.68 | 2.68 | 2.68 | 5.45 | - | - | 3.6 | 13.5 | 13.8 | 950 | 3730 | 3920 | 17.0 | 16.2 | 15.6 | |
| | 35+35+50+50 | 2.78 | 2.78 | 3.97 | 3.97 | - | - | 3.6 | 13.5 | 13.8 | 950 | 3730 | 3920 | 17.0 | 16.2 | 15.6 | |
| | 35+35+50+60 | 2.63 | 2.63 | 3.75 | 4.50 | - | - | 3.6 | 13.5 | 13.8 | 950 | 3730 | 3920 | 17.0 | 16.2 | 15.6 | |
| | 35+35+50+71 | 2.47 | 2.47 | 3.53 | 5.02 | - | - | 3.6 | 13.5 | 13.8 | 950 | 3720 | 3920 | 16.9 | 16.2 | 15.5 | |
| | 35+50+60+60 | 2.49 | 2.49 | 4.26 | 4.26 | - | - | 3.6 | 13.5 | 13.8 | 950 | 3720 | 3920 | 16.9 | 16.2 | 15.5 | |
| | 35+50+50+50 | 2.55 | 3.65 | 3.65 | 3.65 | - | - | 3.6 | 13.5 | 13.8 | 950 | 3720 | 3920 | 16.9 | 16.2 | 15.5 | |
| | 35+50+50+60 | 2.42 | 3.46 | 3.46 | 4.15 | - | - | 3.6 | 13.5 | 13.8 | 950 | 3720 | 3920 | 16.9 | 16.2 | 15.5 | |
| | 5 room | 20+20+20+20+20 | 2.70 | 2.70 | 2.70 | 2.70 | 2.70 | - | 4.0 | 13.5 | 13.8 | 1050 | 3450 | 3470 | 15.7 | 15.0 | 14.4 |
| | | 20+20+20+20+25 | 2.57 | 2.57 | 2.57 | 2.57 | 3.21 | - | 4.0 | 13.5 | 13.8 | 1050 | 3450 | 3470 | 15.7 | 15.0 | 14.4 |
| | | 20+20+20+20+35 | 2.35 | 2.35 | 2.35 | 2.35 | 4.11 | - | 4.0 | 13.5 | 13.8 | 1050 | 3440 | 3470 | 15.7 | 15.0 | 14.3 |
| | | 20+20+20+20+50 | 2.08 | 2.08 | 2.08 | 2.08 | 5.19 | - | 4.0 | 13.5 | 13.8 | 1050 | 3430 | 3470 | 15.6 | 14.9 | 14.3 |
| | | 20+20+20+20+60 | 1.93 | 1.93 | 1.93 | 1.93 | 5.79 | - | 4.0 | 13.5 | 13.8 | 1050 | 3430 | 3470 | 15.6 | 14.9 | 14.3 |
| | | 20+20+20+20+71 | 1.79 | 1.79 | 1.79 | 1.79 | 6.35 | - | 4.0 | 13.5 | 13.8 | 1050 | 3420 | 3470 | 15.6 | 14.9 | 14.3 |
| | | 20+20+20+25+25 | 2.45 | 2.45 | 2.45 | 3.07 | 3.07 | - | 4.0 | 13.5 | 13.8 | 1050 | 3450 | 3470 | 15.7 | 15.0 | 14.4 |
| 20+20+20+25+35 | | 2.25 | 2.25 | 2.25 | 2.81 | 3.94 | - | 4.0 | 13.5 | 13.8 | 1050 | 3440 | 3470 | 15.7 | 15.0 | 14.3 | |
| 20+20+20+25+50 | | 2.00 | 2.00 | 2.00 | 2.50 | 5.00 | - | 4.0 | 13.5 | 13.8 | 1050 | 3430 | 3470 | 15.6 | 14.9 | 14.3 | |
| 20+20+20+25+60 | | 1.86 | 1.86 | 1.86 | 2.33 | 5.59 | - | 4.0 | 13.5 | 13.8 | 1050 | 3420 | 3470 | 15.6 | 14.9 | 14.3 | |
| 20+20+20+25+71 | | 1.73 | 1.73 | 1.73 | 2.16 | 6.14 | - | 4.0 | 13.5 | 13.8 | 1050 | 3420 | 3470 | 15.6 | 14.9 | 14.3 | |
| 20+20+20+35+35 | | 2.08 | 2.08 | 2.08 | 3.63 | 3.63 | - | 4.0 | 13.5 | 13.8 | 1050 | 3430 | 3470 | 15.6 | 14.9 | 14.3 | |
| 20+20+20+35+50 | | 1.86 | 1.86 | 1.86 | 3.26 | 4.66 | - | 4.0 | 13.5 | 13.8 | 1050 | 3420 | 3470 | 15.6 | 14.9 | 14.3 | |
| 20+20+20+35+60 | | 1.74 | 1.74 | 1.74 | 3.05 | 5.23 | - | 4.0 | 13.5 | 13.8 | 1050 | 3420 | 3470 | 15.6 | 14.9 | 14.3 | |
| 20+20+20+35+71 | | 1.63 | 1.63 | 1.63 | 2.85 | 5.77 | - | 4.0 | 13.5 | 13.8 | 1050 | 3410 | 3470 | 15.5 | 14.8 | 14.2 | |
| 20+20+20+50+50 | | 1.69 | 1.69 | 1.69 | 4.22 | 4.22 | - | 4.0 | 13.5 | 13.8 | 1050 | 3410 | 3470 | 15.5 | 14.8 | 14.2 | |
| 20+20+20+50+60 | | 1.59 | 1.59 | 1.59 | 3.97 | 4.76 | - | 4.0 | 13.5 | 13.8 | 1050 | 3410 | 3470 | 15.5 | 14.8 | 14.2 | |
| 20+20+20+50+71 | | 1.50 | 1.50 | 1.50 | 4.50 | 5.40 | - | 4.0 | 13.5 | 13.8 | 1050 | 3400 | 3470 | 15.5 | 14.8 | 14.2 | |
| 20+20+20+60+60 | | 1.41 | 1.41 | 1.41 | 4.24 | 5.02 | - | 4.0 | 13.5 | 13.8 | 1050 | 3390 | 3470 | 15.4 | 14.8 | 14.1 | |
| 20+20+25+25+25 | | 2.35 | 2.35 | 2.93 | 2.93 | 2.93 | - | 4.0 | 13.5 | 13.8 | 1050 | 3440 | 3470 | 15.7 | 15.0 | 14.3 | |
| 20+20+25+25+35 | | 2.16 | 2.16 | 2.70 | 2.70 | 3.78 | - | 4.0 | 13.5 | 13.8 | 1050 | 3440 | 3470 | 15.7 | 15.0 | 14.3 | |
| 20+20+25+25+50 | | 1.93 | 1.93 | 2.41 | 2.41 | 4.82 | - | 4.0 | 13.5 | 13.8 | 1050 | 3430 | 3470 | 15.6 | 14.9 | 14.3 | |
| 20+20+25+25+60 | | 1.80 | 1.80 | 2.25 | 2.25 | 5.40 | - | 4.0 | 13.5 | 13.8 | 1050 | 3420 | 3470 | 15.6 | 14.9 | 14.3 | |
| 20+20+25+25+71 | | 1.68 | 1.68 | 2.10 | 2.10 | 5.95 | - | 4.0 | 13.5 | 13.8 | 1050 | 3410 | 3470 | 15.5 | 14.8 | 14.2 | |
| 20+20+25+35+35 | | 2.00 | 2.00 | 2.50 | 3.50 | 3.50 | - | 4.0 | 13.5 | 13.8 | 1050 | 3430 | 3470 | 15.6 | 14.9 | 14.3 | |
| 20+20+25+35+50 | | 1.80 | 1.80 | 2.25 | 3.15 | 4.50 | - | 4.0 | 13.5 | 13.8 | 1050 | 3420 | 3470 | 15.6 | 14.9 | 14.3 | |
| 20+20+25+35+60 | | 1.69 | 1.69 | 2.11 | 2.95 | 5.06 | - | 4.0 | 13.5 | 13.8 | 1050 | 3410 | 3470 | 15.5 | 14.8 | 14.2 | |
| 20+20+25+35+71 | | 1.58 | 1.58 | 1.97 | 2.76 | 5.61 | - | 4.0 | 13.5 | 13.8 | 1050 | 3410 | 3470 | 15.5 | 14.8 | 14.2 | |
| 20+20+25+50+50 | | 1.64 | 1.64 | 2.05 | 4.09 | 4.09 | - | 4.0 | 13.5 | 13.8 | 1050 | 3410 | 3470 | 15.5 | 14.8 | 14.2 | |
| 20+20+25+50+60 | | 1.54 | 1.54 | 1.93 | 3.86 | 4.63 | - | 4.0 | 13.5 | 13.8 | 1050 | 3410 | 3470 | 15.5 | 14.8 | 14.2 | |
| 20+20+25+50+71 | | 1.45 | 1.45 | 1.81 | 3.63 | 5.15 | - | 4.0 | 13.5 | 13.8 | 1050 | 3400 | 3470 | 15.5 | 14.8 | 14.2 | |
| 20+20+25+60+60 | | 1.46 | 1.46 | 1.82 | 4.38 | 4.38 | - | 4.0 | 13.5 | 13.8 | 1050 | 3400 | 3470 | 15.5 | 14.8 | 14.2 | |
| 20+20+35+35+35 | | 1.86 | 1.86 | 3.26 | 3.26 | 3.26 | - | 4.0 | 13.5 | 13.8 | 1050 | 3420 | 3470 | 15.6 | 14.9 | 14.3 | |
| 20+20+35+35+50 | | 1.69 | 1.69 | 2.95 | 2.95 | 4.22 | - | 4.0 | 13.5 | 13.8 | 1050 | 3410 | 3470 | 15.5 | 14.8 | 14.2 | |
| 20+20+35+35+60 | | 1.59 | 1.59 | 2.78 | 2.78 | 4.76 | - | 4.0 | 13.5 | 13.8 | 1050 | 3410 | 3470 | 15.5 | 14.8 | 14.2 | |
| 20+20+35+35+71 | | 1.49 | 1.49 | 2.61 | 2.61 | 5.30 | - | 4.0 | 13.5 | 13.8 | 1050 | 3400 | 3470 | 15.5 | 14.8 | 14.2 | |
| 20+20+35+50+50 | | 1.54 | 1.54 | 2.70 | 3.86 | 3.86 | - | 4.0 | 13.5 | 13.8 | 1050 | 3410 | 3470 | 15.5 | 14.8 | 14.2 | |
| 20+20+35+50+60 | | 1.46 | 1.46 | 2.55 | 3.65 | 4.38 | - | 4.0 | 13.5 | 13.8 | 1050 | 3400 | 3470 | 15.5 | 14.8 | 14.2 | |
| 20+20+35+60+60 | | 1.38 | 1.38 | 2.42 | 4.15 | 4.15 | - | 4.0 | 13.5 | 13.8 | 1050 | 3390 | 3470 | 15.4 | 14.8 | 14.1 | |
| 20+20+50+50+50 | | 1.42 | 1.42 | 3.55 | 3.55 | 3.55 | - | 4.0 | 13.5 | 13.8 | 1050 | 3390 | 3470 | 15.4 | 14.8 | 14.1 | |
| 20+25+25+25+25 | 2.25 | 2.81 | 2.81 | 2.81 | 2.81 | - | 4.0 | 13.5 | 13.8 | 1050 | 3440 | 3470 | 15.7 | 15.0 | 14.3 | | |
| 20+25+25+25+35 | 2.08 | 2.60 | 2.60 | 2.60 | 3.63 | - | 4.0 | 13.5 | 13.8 | 1050 | 3430 | 3470 | 15.6 | 14.9 | 14.3 | | |
| 20+25+25+25+50 | 1.86 | 2.33 | 2.33 | 2.33 | 4.66 | - | 4.0 | 13.5 | 13.8 | 1050 | 3420 | 3470 | 15.6 | 14.9 | 14.3 | | |
| 20+25+25+25+60 | 1.74 | 2.18 | 2.18 | 2.18 | 5.23 | - | 4.0 | 13.5 | 13.8 | 1050 | 3420 | 3470 | 15.6 | 14.9 | 14.3 | | |
| 20+25+25+25+71 | 1.63 | 2.03 | 2.03 | 2.03 | 5.77 | - | 4.0 | 13.5 | 13.8 | 1050 | 3410 | 3470 | 15.5 | 14.8 | 14.2 | | |
| 20+25+25+35+35 | 1.93 | 2.41 | 2.41 | 3.38 | 3.38 | - | 4.0 | 13.5 | 13.8 | 1050 | 3430 | 3470 | 15.6 | 14.9 | 14.3 | | |
| 20+25+25+35+50 | 1.74 | 2.18 | 2.18 | 3.05 | 4.35 | - | 4.0 | 13.5 | 13.8 | 1050 | 3420 | 3470 | 15.6 | 14.9 | 14.3 | | |
| 20+25+25+35+60 | 1.64 | 2.05 | 2.05 | 2.86 | 4.91 | - | 4.0 | 13.5 | 13.8 | 1050 | 3410 | 3470 | 15.5 | 14.8 | 14.2 | | |
| 20+25+25+35+71 | 1.53 | 1.92 | 1.92 | 2.68 | 5.45 | - | 4.0 | 13.5 | 13.8 | 1050 | 3410 | 3470 | 15.5 | 14.8 | 14.2 | | |



MULTI-SPLIT SYSTEM

| Indoor unit combination | | Heating capacity (kW) | | | | | | | | | Power consumption(W) | | | Standard current(A) | | |
|-------------------------|-------------------|-----------------------|------|------|------|------|------|----------------|----------|------|----------------------|----------|------|---------------------|------|------|
| | | Room heating capacity | | | | | | Total capacity | | | Min. | Standard | Max. | 220V | 230V | 240V |
| | | A | B | C | D | E | F | Min. | Standard | Max. | | | | | | |
| 5 room | 20+25+25+50+50 | 1.59 | 1.99 | 1.99 | 3.97 | 3.97 | - | 4.0 | 13.5 | 13.8 | 1050 | 3410 | 3470 | 15.5 | 14.8 | 14.2 |
| | 20+25+25+50+60 | 1.50 | 1.88 | 1.88 | 3.75 | 4.50 | - | 4.0 | 13.5 | 13.8 | 1050 | 3400 | 3470 | 15.5 | 14.8 | 14.2 |
| | 20+25+25+50+71 | 1.41 | 1.77 | 1.77 | 3.53 | 5.02 | - | 4.0 | 13.5 | 13.8 | 1050 | 3390 | 3470 | 15.4 | 14.8 | 14.1 |
| | 20+25+25+60+60 | 1.42 | 1.78 | 1.78 | 4.26 | 4.26 | - | 4.0 | 13.5 | 13.8 | 1050 | 3390 | 3470 | 15.4 | 14.8 | 14.1 |
| | 20+25+35+35+35 | 1.80 | 2.25 | 3.15 | 3.15 | 3.15 | - | 4.0 | 13.5 | 13.8 | 1050 | 3420 | 3470 | 15.6 | 14.9 | 14.3 |
| | 20+25+35+35+50 | 1.64 | 2.05 | 2.86 | 2.86 | 4.09 | - | 4.0 | 13.5 | 13.8 | 1050 | 3410 | 3470 | 15.5 | 14.8 | 14.2 |
| | 20+25+35+35+60 | 1.54 | 1.93 | 2.70 | 2.70 | 4.63 | - | 4.0 | 13.5 | 13.8 | 1050 | 3410 | 3470 | 15.5 | 14.8 | 14.2 |
| | 20+25+35+35+71 | 1.45 | 1.81 | 2.54 | 2.54 | 5.15 | - | 4.0 | 13.5 | 13.8 | 1050 | 3400 | 3470 | 15.5 | 14.8 | 14.2 |
| | 20+25+35+50+50 | 1.50 | 1.88 | 2.63 | 3.75 | 3.75 | - | 4.0 | 13.5 | 13.8 | 1050 | 3400 | 3470 | 15.5 | 14.8 | 14.2 |
| | 20+25+35+50+60 | 1.42 | 1.78 | 2.49 | 3.55 | 4.26 | - | 4.0 | 13.5 | 13.8 | 1050 | 3390 | 3470 | 15.4 | 14.8 | 14.1 |
| | 20+25+50+50+50 | 1.38 | 1.73 | 3.46 | 3.46 | 3.46 | - | 4.0 | 13.5 | 13.8 | 1050 | 3390 | 3470 | 15.4 | 14.8 | 14.1 |
| | 20+35+35+35+35 | 1.69 | 2.95 | 2.95 | 2.95 | 2.95 | - | 4.0 | 13.5 | 13.8 | 1050 | 3410 | 3470 | 15.5 | 14.8 | 14.2 |
| | 20+35+35+35+50 | 1.54 | 2.70 | 2.70 | 2.70 | 3.86 | - | 4.0 | 13.5 | 13.8 | 1050 | 3410 | 3470 | 15.5 | 14.8 | 14.2 |
| | 20+35+35+35+60 | 1.46 | 2.55 | 2.55 | 2.55 | 4.38 | - | 4.0 | 13.5 | 13.8 | 1050 | 3400 | 3470 | 15.5 | 14.8 | 14.2 |
| | 20+35+35+50+50 | 1.42 | 2.49 | 2.49 | 3.55 | 3.55 | - | 4.0 | 13.5 | 13.8 | 1050 | 3390 | 3470 | 15.4 | 14.8 | 14.1 |
| | 25+25+25+25+25 | 2.70 | 2.70 | 2.70 | 2.70 | 2.70 | - | 4.0 | 13.5 | 13.8 | 1050 | 3440 | 3470 | 15.7 | 15.0 | 14.3 |
| | 25+25+25+25+35 | 2.50 | 2.50 | 2.50 | 2.50 | 3.50 | - | 4.0 | 13.5 | 13.8 | 1050 | 3430 | 3470 | 15.6 | 14.9 | 14.3 |
| | 25+25+25+25+50 | 2.25 | 2.25 | 2.25 | 2.25 | 4.50 | - | 4.0 | 13.5 | 13.8 | 1050 | 3420 | 3470 | 15.6 | 14.9 | 14.3 |
| | 25+25+25+25+60 | 2.11 | 2.11 | 2.11 | 2.11 | 5.06 | - | 4.0 | 13.5 | 13.8 | 1050 | 3410 | 3470 | 15.5 | 14.8 | 14.2 |
| | 25+25+25+25+71 | 1.97 | 1.97 | 1.97 | 1.97 | 5.61 | - | 4.0 | 13.5 | 13.8 | 1050 | 3410 | 3470 | 15.5 | 14.8 | 14.2 |
| | 25+25+25+35+35 | 2.33 | 2.33 | 2.33 | 3.26 | 3.26 | - | 4.0 | 13.5 | 13.8 | 1050 | 3420 | 3470 | 15.6 | 14.9 | 14.3 |
| | 25+25+25+35+50 | 2.11 | 2.11 | 2.11 | 2.95 | 4.22 | - | 4.0 | 13.5 | 13.8 | 1050 | 3410 | 3470 | 15.5 | 14.8 | 14.2 |
| | 25+25+25+35+60 | 1.99 | 1.99 | 1.99 | 2.78 | 4.76 | - | 4.0 | 13.5 | 13.8 | 1050 | 3410 | 3470 | 15.5 | 14.8 | 14.2 |
| | 25+25+25+35+71 | 1.86 | 1.86 | 1.86 | 2.61 | 5.30 | - | 4.0 | 13.5 | 13.8 | 1050 | 3400 | 3470 | 15.5 | 14.8 | 14.2 |
| | 25+25+25+50+50 | 1.93 | 1.93 | 1.93 | 3.86 | 3.86 | - | 4.0 | 13.5 | 13.8 | 1050 | 3410 | 3470 | 15.5 | 14.8 | 14.2 |
| | 25+25+25+50+60 | 1.82 | 1.82 | 1.82 | 3.65 | 4.38 | - | 4.0 | 13.5 | 13.8 | 1050 | 3400 | 3470 | 15.5 | 14.8 | 14.2 |
| | 25+25+25+60+60 | 1.73 | 1.73 | 1.73 | 4.15 | 4.15 | - | 4.0 | 13.5 | 13.8 | 1050 | 3390 | 3470 | 15.4 | 14.8 | 14.1 |
| | 25+25+35+35+35 | 2.18 | 2.18 | 3.05 | 3.05 | 3.05 | - | 4.0 | 13.5 | 13.8 | 1050 | 3420 | 3470 | 15.6 | 14.9 | 14.3 |
| | 25+25+35+35+50 | 1.99 | 1.99 | 2.78 | 2.78 | 3.97 | - | 4.0 | 13.5 | 13.8 | 1050 | 3410 | 3470 | 15.5 | 14.8 | 14.2 |
| | 25+25+35+35+60 | 1.88 | 1.88 | 2.63 | 2.63 | 4.50 | - | 4.0 | 13.5 | 13.8 | 1050 | 3400 | 3470 | 15.5 | 14.8 | 14.2 |
| | 25+25+35+35+71 | 1.77 | 1.77 | 2.47 | 2.47 | 5.02 | - | 4.0 | 13.5 | 13.8 | 1050 | 3390 | 3470 | 15.4 | 14.8 | 14.1 |
| | 25+25+35+50+50 | 1.82 | 1.82 | 2.55 | 3.65 | 3.65 | - | 4.0 | 13.5 | 13.8 | 1050 | 3400 | 3470 | 15.5 | 14.8 | 14.2 |
| | 25+25+35+50+60 | 1.73 | 1.73 | 2.42 | 3.46 | 4.15 | - | 4.0 | 13.5 | 13.8 | 1050 | 3390 | 3470 | 15.4 | 14.8 | 14.1 |
| | 25+35+35+35+35 | 2.05 | 2.86 | 2.86 | 2.86 | 2.86 | - | 4.0 | 13.5 | 13.8 | 1050 | 3410 | 3470 | 15.5 | 14.8 | 14.2 |
| | 25+35+35+35+50 | 1.88 | 2.63 | 2.63 | 2.63 | 3.75 | - | 4.0 | 13.5 | 13.8 | 1050 | 3400 | 3470 | 15.5 | 14.8 | 14.2 |
| 25+35+35+35+60 | 1.78 | 2.49 | 2.49 | 2.49 | 4.26 | - | 4.0 | 13.5 | 13.8 | 1050 | 3390 | 3470 | 15.4 | 14.8 | 14.1 | |
| 25+35+35+50+50 | 1.73 | 2.42 | 2.42 | 3.46 | 3.46 | - | 4.0 | 13.5 | 13.8 | 1050 | 3390 | 3470 | 15.4 | 14.8 | 14.1 | |
| 35+35+35+35+35 | 2.70 | 2.70 | 2.70 | 2.70 | 2.70 | - | 4.0 | 13.5 | 13.8 | 1050 | 3410 | 3470 | 15.5 | 14.8 | 14.2 | |
| 35+35+35+35+50 | 2.49 | 2.49 | 2.49 | 2.49 | 3.55 | - | 4.0 | 13.5 | 13.8 | 1050 | 3390 | 3470 | 15.4 | 14.8 | 14.1 | |
| 6 room | 20+20+20+20+20+20 | 2.25 | 2.25 | 2.25 | 2.25 | 2.25 | 2.25 | 4.5 | 13.5 | 13.8 | 1150 | 3330 | 3420 | 15.2 | 14.5 | 13.9 |
| | 20+20+20+20+20+25 | 2.16 | 2.16 | 2.16 | 2.16 | 2.16 | 2.70 | 4.5 | 13.5 | 13.8 | 1150 | 3330 | 3420 | 15.2 | 14.5 | 13.9 |
| | 20+20+20+20+20+35 | 2.00 | 2.00 | 2.00 | 2.00 | 2.00 | 3.50 | 4.5 | 13.5 | 13.8 | 1150 | 3330 | 3420 | 15.2 | 14.5 | 13.9 |
| | 20+20+20+20+20+50 | 1.80 | 1.80 | 1.80 | 1.80 | 1.80 | 4.50 | 4.5 | 13.5 | 13.8 | 1150 | 3320 | 3420 | 15.1 | 14.4 | 13.8 |
| | 20+20+20+20+20+60 | 1.69 | 1.69 | 1.69 | 1.69 | 1.69 | 5.06 | 4.5 | 13.5 | 13.8 | 1150 | 3320 | 3420 | 15.1 | 14.4 | 13.8 |
| | 20+20+20+20+20+71 | 1.58 | 1.58 | 1.58 | 1.58 | 1.58 | 5.61 | 4.5 | 13.5 | 13.8 | 1150 | 3310 | 3420 | 15.1 | 14.4 | 13.8 |
| | 20+20+20+20+25+25 | 2.08 | 2.08 | 2.08 | 2.08 | 2.60 | 2.60 | 4.5 | 13.5 | 13.8 | 1150 | 3330 | 3420 | 15.2 | 14.5 | 13.9 |
| | 20+20+20+20+25+35 | 1.93 | 1.93 | 1.93 | 1.93 | 2.41 | 3.38 | 4.5 | 13.5 | 13.8 | 1150 | 3320 | 3420 | 15.1 | 14.4 | 13.8 |
| | 20+20+20+20+25+50 | 1.74 | 1.74 | 1.74 | 1.74 | 2.18 | 4.35 | 4.5 | 13.5 | 13.8 | 1150 | 3320 | 3420 | 15.1 | 14.4 | 13.8 |
| | 20+20+20+20+25+60 | 1.64 | 1.64 | 1.64 | 1.64 | 2.05 | 4.91 | 4.5 | 13.5 | 13.8 | 1150 | 3320 | 3420 | 15.1 | 14.4 | 13.8 |
| | 20+20+20+20+25+71 | 1.53 | 1.53 | 1.53 | 1.53 | 1.92 | 5.45 | 4.5 | 13.5 | 13.8 | 1150 | 3310 | 3420 | 15.1 | 14.4 | 13.8 |
| | 20+20+20+20+35+35 | 1.80 | 1.80 | 1.80 | 1.80 | 3.15 | 3.15 | 4.5 | 13.5 | 13.8 | 1150 | 3320 | 3420 | 15.1 | 14.4 | 13.8 |
| | 20+20+20+20+35+50 | 1.64 | 1.64 | 1.64 | 1.64 | 2.86 | 4.09 | 4.5 | 13.5 | 13.8 | 1150 | 3320 | 3420 | 15.1 | 14.4 | 13.8 |
| | 20+20+20+20+35+60 | 1.54 | 1.54 | 1.54 | 1.54 | 2.70 | 4.63 | 4.5 | 13.5 | 13.8 | 1150 | 3310 | 3420 | 15.1 | 14.4 | 13.8 |
| | 20+20+20+20+35+71 | 1.45 | 1.45 | 1.45 | 1.45 | 2.54 | 5.15 | 4.5 | 13.5 | 13.8 | 1150 | 3310 | 3420 | 15.1 | 14.4 | 13.8 |
| | 20+20+20+20+50+50 | 1.50 | 1.50 | 1.50 | 1.50 | 3.75 | 3.75 | 4.5 | 13.5 | 13.8 | 1150 | 3310 | 3420 | 15.1 | 14.4 | 13.8 |
| | 20+20+20+20+50+60 | 1.42 | 1.42 | 1.42 | 1.42 | 3.55 | 4.26 | 4.5 | 13.5 | 13.8 | 1150 | 3310 | 3420 | 15.1 | 14.4 | 13.8 |
| | 20+20+20+25+25+25 | 2.00 | 2.00 | 2.00 | 2.50 | 2.50 | 2.50 | 4.5 | 13.5 | 13.8 | 1150 | 3330 | 3420 | 15.2 | 14.5 | 13.9 |
| | 20+20+20+25+25+35 | 1.86 | 1.86 | 1.86 | 2.33 | 2.33 | 3.26 | 4.5 | 13.5 | 13.8 | 1150 | 3320 | 3420 | 15.1 | 14.4 | 13.8 |
| | 20+20+20+25+25+50 | 1.69 | 1.69 | 1.69 | 2.11 | 2.11 | 4.22 | 4.5 | 13.5 | 13.8 | 1150 | 3320 | 3420 | 15.1 | 14.4 | 13.8 |
| | 20+20+20+25+25+60 | 1.59 | 1.59 | 1.59 | 1.99 | 1.99 | 4.76 | 4.5 | 13.5 | 13.8 | 1150 | 3310 | 3420 | 15.1 | 14.4 | 13.8 |
| | 20+20+20+25+25+71 | 1.49 | 1.49 | 1.49 | 1.86 | 1.86 | 5.30 | 4.5 | 13.5 | 13.8 | 1150 | 3310 | 3420 | 15.1 | 14.4 | 13.8 |
| | 20+20+20+25+35+35 | 1.74 | 1.74 | 1.74 | 2.18 | 3.05 | 3.05 | 4.5 | 13.5 | 13.8 | 1150 | 3320 | 3420 | 15.1 | 14.4 | 13.8 |
| | 20+20+20+25+35+50 | 1.59 | 1.59 | 1.59 | 1.99 | 2.78 | 3.97 | 4.5 | 13.5 | 13.8 | 1150 | 3310 | 3420 | 15.1 | 14.4 | 13.8 |
| | 20+20+20+25+35+60 | 1.50 | 1.50 | 1.50 | 1.88 | 2.63 | 4.50 | 4.5 | 13.5 | 13.8 | 1150 | 3310 | 3420 | 15.1 | 14.4 | 13.8 |
| | 20+20+20+25+50+50 | 1.46 | 1.46 | 1.46 | 1.82 | 3.65 | 3.65 | 4.5 | 13.5 | 13.8 | 1150 | 3310 | 3420 | 15.1 | 14.4 | 13.8 |
| | 20+20+20+25+50+60 | 1.38 | 1.38 | 1.38 | 1.73 | 3.46 | 4.15 | 4.5 | 13.5 | 13.8 | 1150 | 3310 | 3420 | 15.1 | 14.4 | 13.8 |
| | 20+20+20+35+35+35 | 1.64 | 1.64 | 1.64 | 2.86 | 2.86 | 2.86 | 4.5 | 13.5 | 13.8 | 1150 | 3320 | 3420 | 15.1 | 14.4 | 13.8 |
| | 20+20+20+35+35+50 | 1.50 | 1.50 | 1.50 | 2.63 | 2.63 | 3.75 | 4.5 | 13.5 | 13.8 | 1150 | 3310 | 3420 | 15.1 | 14.4 | 13.8 |
| | 20+20+20+35+35+60 | 1.42 | 1.42 | 1.42 | 2.49 | 2.49 | 4.26 | 4.5 | 13.5 | 13.8 | 1150 | 3310 | 3420 | 15.1 | 14.4 | 13.8 |
| | 20+20+20+35+50+50 | 1.38 | 1.38 | 1.38 | 2.42 | 3.46 | 3.46 | 4.5 | 13.5 | 13.8 | 1150 | 3310 | 3420 | 15.1 | 14.4 | 13.8 |
| | 20+20+25+25+25+25 | 1.93 | 1.93 | 2.41 | 2.41 | 2.41 | 2.41 | 4.5 | 13.5 | 13.8 | 1150 | 3320 | 3420 | 15.1 | 14.4 | 13.8 |
| | 20+20+25+25+25+35 | 1.80 | 1.80 | 2.25 | 2.25 | 2.25 | 3.15 | 4.5 | 13.5 | 13.8 | 1150 | 3320 | 3420 | 15.1 | 14.4 | 13.8 |
| | 20+20+25+25+25+50 | 1.64 | 1.64 | 2.05 | 2.05 | 2.05 | 4.09 | 4.5 | 13.5 | 13.8 | 1150 | 3320 | 3420 | 15.1 | 14.4 | 13.8 |
| | 20+20+25+25+25+60 | 1.54 | 1.54 | 1.93 | 1.93 | 1.93 | 4.63 | 4.5 | 13.5 | 13.8 | 1150 | 3310 | 3420 | 15.1 | 14.4 | 13.8 |
| 20+20+25+25+25+71 | 1.45 | 1.45 | 1.81 | 1.81 | 1.81 | 5.15 | 4.5 | 13.5 | 13.8 | 1150 | 3310 | 3420 | 15.1 | 14.4 | 13.8 | |
| 20+20+25+25+35+35 | 1.69 | 1.69 | 2.11 | 2.11 | 2.95 | 2.95 | 4.5 | 13.5 | 13.8 | 1150 | 3320 | 3420 | 15.1 | 14.4 | 13.8 | |
| 20+20+25+25+35+50 | 1.54 | 1.54 | 1.93 | | | | | | | | | | | | | |

COMBINATIONS

| Indoor unit combination | | Heating capacity (kW) | | | | | | | | | Power consumption(W) | | | Standard current(A) | | | |
|-------------------------|--------|-----------------------|------|------|------|------|------|----------------|----------|------|----------------------|----------|------|---------------------|------|------|------|
| | | Room heating capacity | | | | | | Total capacity | | | Min. | Standard | Max. | 220V | 230V | 240V | |
| | | A | B | C | D | E | F | Min. | Standard | Max. | | | | | | | |
| Heating operation | 6 room | 20+20+25+25+35+60 | 1.46 | 1.46 | 1.82 | 1.82 | 2.55 | 4.38 | 4.5 | 13.5 | 13.8 | 1150 | 3310 | 3420 | 15.1 | 14.4 | 13.8 |
| | | 20+20+25+25+50+50 | 1.42 | 1.42 | 1.78 | 1.78 | 3.55 | 3.55 | 4.5 | 13.5 | 13.8 | 1150 | 3310 | 3420 | 15.1 | 14.4 | 13.8 |
| | | 20+20+25+35+35+35 | 1.59 | 1.59 | 1.99 | 2.78 | 2.78 | 4.5 | 13.5 | 13.8 | 1150 | 3310 | 3420 | 15.1 | 14.4 | 13.8 | |
| | | 20+20+25+35+35+50 | 1.46 | 1.46 | 1.82 | 2.55 | 2.55 | 3.65 | 4.5 | 13.5 | 13.8 | 1150 | 3310 | 3420 | 15.1 | 14.4 | 13.8 |
| | | 20+20+25+35+35+60 | 1.38 | 1.38 | 1.73 | 2.42 | 2.42 | 4.15 | 4.5 | 13.5 | 13.8 | 1150 | 3310 | 3420 | 15.1 | 14.4 | 13.8 |
| | | 20+20+35+35+35+35 | 1.50 | 1.50 | 2.63 | 2.63 | 2.63 | 2.63 | 4.5 | 13.5 | 13.8 | 1150 | 3310 | 3420 | 15.1 | 14.4 | 13.8 |
| | | 20+20+35+35+35+50 | 1.38 | 1.38 | 2.42 | 2.42 | 2.42 | 3.46 | 4.5 | 13.5 | 13.8 | 1150 | 3310 | 3420 | 15.1 | 14.4 | 13.8 |
| | | 20+25+25+25+25+25 | 1.86 | 2.33 | 2.33 | 2.33 | 2.33 | 2.33 | 4.5 | 13.5 | 13.8 | 1150 | 3320 | 3420 | 15.1 | 14.4 | 13.8 |
| | | 20+25+25+25+25+35 | 1.74 | 2.18 | 2.18 | 2.18 | 2.18 | 3.05 | 4.5 | 13.5 | 13.8 | 1150 | 3320 | 3420 | 15.1 | 14.4 | 13.8 |
| | | 20+25+25+25+25+50 | 1.59 | 1.99 | 1.99 | 1.99 | 1.99 | 3.97 | 4.5 | 13.5 | 13.8 | 1150 | 3310 | 3420 | 15.1 | 14.4 | 13.8 |
| | | 20+25+25+25+25+60 | 1.50 | 1.88 | 1.88 | 1.88 | 1.88 | 4.50 | 4.5 | 13.5 | 13.8 | 1150 | 3310 | 3420 | 15.1 | 14.4 | 13.8 |
| | | 20+25+25+25+25+71 | 1.41 | 1.77 | 1.77 | 1.77 | 1.77 | 5.02 | 4.5 | 13.5 | 13.8 | 1150 | 3310 | 3420 | 15.1 | 14.4 | 13.8 |
| | | 20+25+25+25+35+35 | 1.64 | 2.05 | 2.05 | 2.05 | 2.86 | 2.86 | 4.5 | 13.5 | 13.8 | 1150 | 3320 | 3420 | 15.1 | 14.4 | 13.8 |
| | | 20+25+25+25+35+50 | 1.50 | 1.88 | 1.88 | 1.88 | 2.63 | 3.75 | 4.5 | 13.5 | 13.8 | 1150 | 3310 | 3420 | 15.1 | 14.4 | 13.8 |
| | | 20+25+25+25+35+60 | 1.42 | 1.78 | 1.78 | 1.78 | 2.49 | 4.26 | 4.5 | 13.5 | 13.8 | 1150 | 3310 | 3420 | 15.1 | 14.4 | 13.8 |
| | | 20+25+25+25+50+50 | 1.38 | 1.73 | 1.73 | 1.73 | 3.46 | 3.46 | 4.5 | 13.5 | 13.8 | 1150 | 3310 | 3420 | 15.1 | 14.4 | 13.8 |
| | | 20+25+25+35+35+35 | 1.54 | 1.93 | 1.93 | 2.70 | 2.70 | 2.70 | 4.5 | 13.5 | 13.8 | 1150 | 3310 | 3420 | 15.1 | 14.4 | 13.8 |
| | | 20+25+25+35+35+50 | 1.42 | 1.78 | 1.78 | 2.49 | 2.49 | 3.55 | 4.5 | 13.5 | 13.8 | 1150 | 3310 | 3420 | 15.1 | 14.4 | 13.8 |
| | | 20+25+35+35+35+35 | 1.46 | 1.82 | 2.55 | 2.55 | 2.55 | 2.55 | 4.5 | 13.5 | 13.8 | 1150 | 3310 | 3420 | 15.1 | 14.4 | 13.8 |
| | | 20+35+35+35+35+35 | 1.38 | 2.42 | 2.42 | 2.42 | 2.42 | 2.42 | 4.5 | 13.5 | 13.8 | 1150 | 3310 | 3420 | 15.1 | 14.4 | 13.8 |
| | | 25+25+25+25+25+25 | 2.25 | 2.25 | 2.25 | 2.25 | 2.25 | 2.25 | 4.5 | 13.5 | 13.8 | 1150 | 3320 | 3420 | 15.1 | 14.4 | 13.8 |
| | | 25+25+25+25+25+35 | 2.11 | 2.11 | 2.11 | 2.11 | 2.11 | 2.95 | 4.5 | 13.5 | 13.8 | 1150 | 3320 | 3420 | 15.1 | 14.4 | 13.8 |
| | | 25+25+25+25+25+50 | 1.93 | 1.93 | 1.93 | 1.93 | 3.86 | 3.86 | 4.5 | 13.5 | 13.8 | 1150 | 3310 | 3420 | 15.1 | 14.4 | 13.8 |
| | | 25+25+25+25+25+60 | 1.82 | 1.82 | 1.82 | 1.82 | 4.38 | 4.38 | 4.5 | 13.5 | 13.8 | 1150 | 3310 | 3420 | 15.1 | 14.4 | 13.8 |
| | | 25+25+25+25+35+35 | 1.99 | 1.99 | 1.99 | 1.99 | 2.78 | 2.78 | 4.5 | 13.5 | 13.8 | 1150 | 3310 | 3420 | 15.1 | 14.4 | 13.8 |
| | | 25+25+25+25+35+50 | 1.82 | 1.82 | 1.82 | 1.82 | 2.55 | 3.65 | 4.5 | 13.5 | 13.8 | 1150 | 3310 | 3420 | 15.1 | 14.4 | 13.8 |
| | | 25+25+25+25+35+60 | 1.73 | 1.73 | 1.73 | 2.42 | 4.15 | 4.15 | 4.5 | 13.5 | 13.8 | 1150 | 3310 | 3420 | 15.1 | 14.4 | 13.8 |
| | | 25+25+25+35+35+35 | 1.88 | 1.88 | 1.88 | 2.63 | 2.63 | 2.63 | 4.5 | 13.5 | 13.8 | 1150 | 3310 | 3420 | 15.1 | 14.4 | 13.8 |
| 25+25+25+35+35+50 | 1.73 | 1.73 | 1.73 | 2.42 | 3.46 | 3.46 | 4.5 | 13.5 | 13.8 | 1150 | 3310 | 3420 | 15.1 | 14.4 | 13.8 | | |
| 25+25+35+35+35+35 | 1.78 | 1.78 | 2.49 | 2.49 | 2.49 | 2.49 | 4.5 | 13.5 | 13.8 | 1150 | 3310 | 3420 | 15.1 | 14.4 | 13.8 | | |

| Indoor unit combination | | Cooling capacity (kW) | | | | | | | | | Power consumption(W) | | | Standard current(A) | | |
|-------------------------|----------|-----------------------|------|------|---|---|-----|----------------|----------|------|----------------------|----------|------|---------------------|------|------|
| | | Room cooling capacity | | | | | | Total capacity | | | Min. | Standard | Max. | 220V | 230V | 240V |
| | | A | B | C | D | E | F | Min. | Standard | Max. | | | | | | |
| Cooling operation | 1 room | 20 | 2.0 | - | - | - | - | 1.8 | 2.0 | 2.7 | 650 | 780 | 1100 | 3.6 | 3.4 | 3.3 |
| | | 25 | 2.5 | - | - | - | - | 1.8 | 2.5 | 3.2 | 650 | 1000 | 1350 | 4.6 | 4.4 | 4.2 |
| | | 35 | 3.5 | - | - | - | - | 1.8 | 3.5 | 3.7 | 650 | 1500 | 1600 | 6.9 | 6.6 | 6.3 |
| | | 50 | 5.0 | - | - | - | - | 1.8 | 5.0 | 5.8 | 650 | 2150 | 2500 | 9.9 | 9.4 | 9.0 |
| | | 60 | 6.0 | - | - | - | - | 1.8 | 6.0 | 6.7 | 650 | 2720 | 3000 | 12.5 | 11.9 | 11.4 |
| | | 71 | 7.1 | - | - | - | - | 1.8 | 7.1 | 7.2 | 650 | 3250 | 3080 | 14.9 | 14.3 | 13.7 |
| | | 20+20 | 2.00 | 2.00 | - | - | - | - | 3.0 | 4.0 | 5.4 | 740 | 960 | 1460 | 4.4 | 4.2 |
| | 20+25 | 2.00 | 2.50 | - | - | - | - | 3.0 | 4.5 | 5.9 | 740 | 1100 | 1820 | 5.1 | 4.8 | 4.6 |
| | 20+35 | 2.00 | 3.50 | - | - | - | - | 3.0 | 5.5 | 6.4 | 740 | 1500 | 2020 | 6.9 | 6.6 | 6.3 |
| | 20+50 | 2.00 | 5.00 | - | - | - | - | 3.0 | 7.0 | 8.5 | 740 | 2290 | 2820 | 10.5 | 10.1 | 9.6 |
| | 20+60 | 2.00 | 6.00 | - | - | - | - | 3.0 | 8.0 | 9.4 | 740 | 2660 | 3360 | 12.2 | 11.7 | 11.2 |
| | 20+71 | 2.00 | 7.10 | - | - | - | - | 3.0 | 9.1 | 9.9 | 740 | 3100 | 3780 | 14.1 | 13.5 | 12.9 |
| | 25+25 | 2.50 | 2.50 | - | - | - | - | 3.0 | 5.0 | 6.8 | 740 | 1420 | 2200 | 6.5 | 6.2 | 6.0 |
| | 25+35 | 2.50 | 3.50 | - | - | - | - | 3.0 | 6.0 | 6.9 | 740 | 1810 | 2320 | 8.3 | 7.9 | 7.6 |
| | 25+50 | 2.50 | 5.00 | - | - | - | - | 3.0 | 7.5 | 9.0 | 740 | 2470 | 3220 | 11.3 | 10.8 | 10.4 |
| | 25+60 | 2.50 | 6.00 | - | - | - | - | 3.0 | 8.5 | 9.4 | 740 | 2810 | 3360 | 12.9 | 12.3 | 11.8 |
| | 25+71 | 2.53 | 7.17 | - | - | - | - | 3.0 | 9.7 | 10.4 | 740 | 3350 | 4020 | 15.4 | 14.7 | 14.1 |
| | 35+35 | 3.50 | 3.50 | - | - | - | - | 3.0 | 7.0 | 7.4 | 740 | 2290 | 2820 | 10.5 | 10.1 | 9.6 |
| | 35+50 | 3.50 | 5.00 | - | - | - | - | 3.0 | 8.5 | 9.5 | 740 | 2810 | 3620 | 12.9 | 12.3 | 11.8 |
| | 35+60 | 3.50 | 6.00 | - | - | - | - | 3.0 | 9.5 | 10.4 | 740 | 3280 | 3990 | 15.1 | 14.4 | 13.8 |
| | 35+71 | 3.50 | 7.10 | - | - | - | - | 3.0 | 10.6 | 10.9 | 740 | 3760 | 4250 | 17.1 | 16.3 | 15.7 |
| | 50+50 | 5.00 | 5.00 | - | - | - | - | 3.0 | 10.0 | 10.8 | 740 | 3520 | 4050 | 16.2 | 15.5 | 14.8 |
| | 50+60 | 5.00 | 6.00 | - | - | - | - | 3.0 | 11.0 | 12.0 | 740 | 3870 | 4410 | 17.8 | 17.0 | 16.3 |
| | 50+71 | 4.96 | 7.04 | - | - | - | - | 3.0 | 12.0 | 12.0 | 740 | 4410 | 4410 | 20.0 | 19.2 | 18.4 |
| | 60+60 | 6.00 | 6.00 | - | - | - | - | 3.0 | 12.0 | 12.0 | 740 | 4410 | 4410 | 20.2 | 19.4 | 18.6 |
| | 60+71 | 5.73 | 6.77 | - | - | - | - | 3.0 | 12.5 | 12.5 | 740 | 4710 | 4710 | 21.4 | 20.5 | 19.6 |
| | 71+71 | 6.25 | 6.25 | - | - | - | - | 3.0 | 12.5 | 12.5 | 740 | 4710 | 4710 | 21.2 | 20.3 | 19.4 |
| | 20+20+20 | 2.00 | 2.00 | 2.00 | - | - | - | 3.7 | 6.0 | 8.1 | 880 | 1530 | 2560 | 7.0 | 6.7 | 6.4 |
| 20+20+25 | 2.00 | 2.00 | 2.50 | - | - | - | 3.7 | 6.5 | 8.6 | 880 | 1730 | 2700 | 7.9 | 7.6 | 7.3 | |
| 20+20+35 | 2.00 | 2.00 | 3.50 | - | - | - | 3.7 | 7.5 | 9.1 | 880 | 2080 | 3120 | 9.6 | 9.1 | 8.8 | |
| 20+20+50 | 2.00 | 2.00 | 5.00 | - | - | - | 3.7 | 9.0 | 11.2 | 880 | 2730 | 4120 | 12.5 | 12.0 | 11.5 | |
| 20+20+60 | 2.00 | 2.00 | 6.00 | - | - | - | 3.7 | 10.0 | 12.1 | 880 | 3280 | 4680 | 15.1 | 14.4 | 13.8 | |
| 20+20+71 | 2.00 | 2.00 | 7.10 | - | - | - | 3.7 | 11.1 | 12.6 | 880 | 3930 | 4710 | 18.0 | 17.3 | 16.5 | |
| 20+25+25 | 2.00 | 2.50 | 2.50 | - | - | - | 3.7 | 7.0 | 9.1 | 880 | 1940 | 3210 | 8.9 | 8.5 | 8.2 | |
| 20+25+35 | 2.00 | 2.50 | 3.50 | - | - | - | 3.7 | 8.0 | 9.6 | 880 | 2440 | 3450 | 11.2 | 10.7 | 10.3 | |
| 20+25+50 | 2.00 | 2.50 | 5.00 | - | - | - | 3.7 | 9.5 | 11.7 | 880 | 3130 | 4480 | 14.4 | 13.7 | 13.2 | |
| 20+25+60 | 2.00 | 2.50 | 6.00 | - | - | - | 3.7 | 10.5 | 12.6 | 880 | 3770 | 4800 | 17.3 | 16.6 | 15.9 | |
| 20+25+71 | 2.00 | 2.50 | 7.10 | - | - | - | 3.7 | 11.6 | 12.6 | 880 | 4210 | 4800 | 19.1 | 18.3 | 17.5 | |
| 20+35+35 | 2.00 | 3.50 | 3.50 | - | - | - | 3.7 | 9.0 | 10.1 | 880 | 2920 | 3850 | 13.4 | 12.8 | 12.3 | |
| 20+35+50 | 2.00 | 3.50 | 5.00 | - | - | - | 3.7 | 10.5 | 12.0 | 880 | 3770 | 4450 | 17.3 | 16.6 | 15.9 | |
| 20+35+60 | 2.00 | 3.50 | 6.00 | - | - | - | 3.7 | 11.5 | 12.6 | 880 | 4150 | 4800 | 19.1 | 18.2 | 17.5 | |
| 20+35+71 | 1.98 | 3.47 | 7.04 | - | - | - | 4.7 | 12.5 | 12.6 | 880 | 4670 | 4800 | 21.2 | 20.3 | 19.5 | |
| 20+50+50 | 2.00 | 5.00 | 5.00 | - | - | - | 3.7 | 12.0 | 12.6 | 880 | 4440 | 4800 | 20.4 | 19.5 | 18.7 | |



MULTI-SPLIT SYSTEM

| Indoor unit combination | | Cooling capacity (kW) | | | | | | | | | Power consumption(W) | | | Standard current(A) | | | |
|-------------------------|-------------|-----------------------|------|------|------|---|-----|----------------|----------|------|----------------------|----------|------|---------------------|------|------|------|
| | | Room cooling capacity | | | | | | Total capacity | | | Min. | Standard | Max. | 220V | 230V | 240V | |
| | | A | B | C | D | E | F | Min. | Standard | Max. | | | | | | | |
| Cooling operation | 3 room | 20+50+60 | 1.92 | 4.81 | 5.77 | - | - | - | 3.7 | 12.5 | 12.6 | 880 | 4670 | 4800 | 21.4 | 20.5 | 19.7 |
| | | 20+50+71 | 1.77 | 4.43 | 6.29 | - | - | - | 3.7 | 12.5 | 12.6 | 881 | 4670 | 4800 | 21.4 | 20.5 | 19.7 |
| | | 20+60+60 | 1.79 | 5.36 | 5.36 | - | - | - | 3.7 | 12.5 | 12.6 | 881 | 4670 | 4800 | 21.4 | 20.5 | 19.7 |
| | | 20+60+71 | 1.66 | 4.97 | 5.88 | - | - | - | 3.7 | 12.5 | 12.6 | 881 | 4670 | 4800 | 21.4 | 20.5 | 19.7 |
| | | 20+71+71 | 1.54 | 5.48 | 5.48 | - | - | - | 3.7 | 12.5 | 12.6 | 881 | 4660 | 4800 | 21.4 | 20.5 | 19.6 |
| | | 25+25+25 | 2.50 | 2.50 | 2.50 | - | - | - | 3.7 | 7.5 | 9.6 | 880 | 2130 | 3640 | 9.8 | 9.4 | 9.0 |
| | | 25+25+35 | 2.50 | 2.50 | 3.50 | - | - | - | 3.7 | 8.5 | 10.1 | 880 | 2650 | 3900 | 12.2 | 11.6 | 11.2 |
| | | 25+25+50 | 2.50 | 2.50 | 5.00 | - | - | - | 3.7 | 10.0 | 12.6 | 880 | 3420 | 4800 | 15.7 | 15.0 | 14.4 |
| | | 25+25+60 | 2.50 | 2.50 | 6.00 | - | - | - | 3.7 | 11.0 | 12.6 | 880 | 3910 | 4800 | 18.0 | 17.2 | 16.5 |
| | | 25+25+71 | 2.58 | 2.58 | 7.33 | - | - | - | 3.7 | 12.5 | 12.6 | 880 | 4670 | 4800 | 21.2 | 20.3 | 19.5 |
| | | 25+35+35 | 2.50 | 3.50 | 3.50 | - | - | - | 3.7 | 9.5 | 10.4 | 880 | 3130 | 3910 | 14.4 | 13.7 | 13.2 |
| | | 25+35+50 | 2.50 | 3.50 | 5.00 | - | - | - | 3.7 | 11.0 | 12.6 | 880 | 3910 | 4800 | 18.0 | 17.2 | 16.5 |
| | | 25+35+60 | 2.50 | 3.50 | 6.00 | - | - | - | 3.7 | 12.0 | 12.6 | 880 | 4440 | 4800 | 20.4 | 19.5 | 18.7 |
| | | 25+35+71 | 2.39 | 3.34 | 6.77 | - | - | - | 3.7 | 12.5 | 12.6 | 880 | 4670 | 4800 | 21.4 | 20.5 | 19.7 |
| | | 25+50+50 | 2.50 | 5.00 | 5.00 | - | - | - | 3.7 | 12.5 | 12.6 | 880 | 4670 | 4800 | 21.4 | 20.5 | 19.7 |
| | | 25+50+60 | 2.31 | 4.63 | 5.56 | - | - | - | 3.7 | 12.5 | 12.6 | 880 | 4670 | 4800 | 21.4 | 20.5 | 19.7 |
| | | 25+50+71 | 2.14 | 4.28 | 6.08 | - | - | - | 3.7 | 12.5 | 12.6 | 880 | 4670 | 4800 | 21.4 | 20.5 | 19.7 |
| | | 25+60+60 | 2.16 | 5.17 | 5.17 | - | - | - | 3.7 | 12.5 | 12.6 | 880 | 4670 | 4800 | 21.4 | 20.5 | 19.7 |
| | | 25+60+71 | 2.00 | 4.81 | 5.69 | - | - | - | 3.7 | 12.5 | 12.6 | 880 | 4670 | 4800 | 21.4 | 20.5 | 19.7 |
| | | 25+71+71 | 1.87 | 5.31 | 5.31 | - | - | - | 3.7 | 12.5 | 12.6 | 880 | 4670 | 4800 | 21.4 | 20.5 | 19.7 |
| | | 35+35+35 | 3.50 | 3.50 | 3.50 | - | - | - | 3.7 | 10.5 | 10.9 | 880 | 3770 | 4180 | 17.3 | 16.6 | 15.9 |
| | | 35+35+50 | 3.50 | 3.50 | 5.00 | - | - | - | 3.7 | 12.0 | 12.6 | 880 | 4440 | 4800 | 20.4 | 19.5 | 18.7 |
| | | 35+35+60 | 3.37 | 3.37 | 5.77 | - | - | - | 3.7 | 12.5 | 12.6 | 880 | 4670 | 4800 | 21.4 | 20.5 | 19.7 |
| | | 35+35+71 | 3.10 | 3.10 | 6.29 | - | - | - | 3.7 | 12.5 | 12.6 | 880 | 4660 | 4800 | 21.2 | 20.3 | 19.4 |
| | | 35+50+50 | 3.24 | 4.63 | 4.63 | - | - | - | 3.7 | 12.5 | 12.6 | 880 | 4670 | 4800 | 21.4 | 20.5 | 19.7 |
| | | 35+50+60 | 3.02 | 4.31 | 5.17 | - | - | - | 3.7 | 12.5 | 12.6 | 880 | 4660 | 4800 | 21.4 | 20.5 | 19.6 |
| | | 35+50+71 | 2.80 | 4.01 | 5.69 | - | - | - | 3.7 | 12.5 | 12.6 | 880 | 4660 | 4800 | 21.4 | 20.5 | 19.6 |
| | | 35+60+60 | 2.82 | 4.84 | 4.84 | - | - | - | 3.7 | 12.5 | 12.6 | 880 | 4660 | 4800 | 21.4 | 20.5 | 19.6 |
| | | 35+60+71 | 2.64 | 4.52 | 5.35 | - | - | - | 3.7 | 12.5 | 12.6 | 880 | 4660 | 4800 | 21.4 | 20.5 | 19.6 |
| | | 35+71+71 | 2.47 | 5.01 | 5.01 | - | - | - | 3.7 | 12.5 | 12.6 | 880 | 4650 | 4800 | 21.3 | 20.4 | 19.6 |
| | 50+50+50 | 4.17 | 4.17 | 4.17 | - | - | - | 3.7 | 12.5 | 12.6 | 880 | 4660 | 4800 | 21.4 | 20.5 | 19.6 | |
| | 50+50+60 | 3.91 | 3.91 | 4.69 | - | - | - | 3.7 | 12.5 | 12.6 | 880 | 4660 | 4800 | 21.4 | 20.5 | 19.6 | |
| | 50+50+71 | 3.65 | 3.65 | 5.19 | - | - | - | 3.7 | 12.5 | 12.6 | 880 | 4650 | 4800 | 21.3 | 20.4 | 19.6 | |
| | 50+60+60 | 3.68 | 4.41 | 4.41 | - | - | - | 3.7 | 12.5 | 12.6 | 880 | 4650 | 4800 | 21.3 | 20.4 | 19.6 | |
| | 50+60+71 | 3.45 | 4.14 | 4.90 | - | - | - | 3.7 | 12.5 | 12.6 | 880 | 4650 | 4800 | 21.3 | 20.4 | 19.6 | |
| | 60+60+60 | 4.17 | 4.17 | 4.17 | - | - | - | 3.7 | 12.5 | 12.6 | 880 | 4650 | 4800 | 21.3 | 20.4 | 19.6 | |
| | 60+60+71 | 3.93 | 3.93 | 4.65 | - | - | - | 3.7 | 12.5 | 12.6 | 880 | 4650 | 4800 | 21.3 | 20.4 | 19.6 | |
| | 20+20+20+20 | 2.00 | 2.00 | 2.00 | 2.00 | - | - | 4.4 | 8.0 | 10.8 | 1100 | 2110 | 3680 | 9.6 | 9.2 | 8.8 | |
| | 20+20+20+25 | 2.00 | 2.00 | 2.00 | 2.50 | - | - | 4.4 | 8.5 | 11.3 | 1100 | 2390 | 3890 | 10.9 | 10.4 | 10.0 | |
| | 20+20+20+35 | 2.00 | 2.00 | 2.00 | 3.50 | - | - | 4.4 | 9.5 | 11.8 | 1100 | 2900 | 4350 | 13.2 | 12.6 | 12.1 | |
| | 20+20+20+50 | 2.00 | 2.00 | 2.00 | 5.00 | - | - | 4.4 | 11.0 | 12.8 | 1100 | 3580 | 4800 | 16.3 | 15.6 | 14.9 | |
| | 20+20+20+60 | 2.00 | 2.00 | 2.00 | 6.00 | - | - | 4.4 | 12.0 | 12.8 | 1100 | 4100 | 4800 | 18.7 | 17.8 | 17.1 | |
| | 20+20+20+71 | 1.91 | 1.91 | 1.91 | 6.77 | - | - | 4.4 | 12.5 | 12.8 | 1100 | 4730 | 4800 | 21.3 | 20.4 | 19.5 | |
| | 20+20+25+25 | 2.00 | 2.00 | 2.50 | 2.50 | - | - | 4.4 | 9.0 | 11.8 | 1100 | 2600 | 4410 | 11.8 | 11.3 | 10.8 | |
| | 20+20+25+35 | 2.00 | 2.00 | 2.50 | 3.50 | - | - | 4.4 | 10.0 | 12.3 | 1100 | 3210 | 4780 | 14.6 | 14.0 | 13.4 | |
| 20+20+25+50 | 2.00 | 2.00 | 2.50 | 5.00 | - | - | 4.4 | 11.5 | 12.8 | 1100 | 3830 | 4800 | 17.4 | 16.7 | 16.0 | | |
| 20+20+25+60 | 2.00 | 2.00 | 2.50 | 6.00 | - | - | 4.4 | 12.5 | 12.8 | 1100 | 4740 | 4800 | 21.6 | 20.6 | 19.8 | | |
| 20+20+25+71 | 1.84 | 1.84 | 2.30 | 6.53 | - | - | 4.4 | 12.5 | 12.8 | 1100 | 4730 | 4800 | 21.5 | 20.6 | 19.7 | | |
| 20+20+35+35 | 2.00 | 2.00 | 3.50 | 3.50 | - | - | 4.4 | 11.0 | 12.8 | 1100 | 3580 | 4800 | 16.3 | 15.6 | 14.9 | | |
| 20+20+35+50 | 2.00 | 2.00 | 3.50 | 5.00 | - | - | 4.4 | 12.5 | 12.8 | 1100 | 4740 | 4800 | 21.6 | 20.6 | 19.8 | | |
| 20+20+35+60 | 1.85 | 1.85 | 3.24 | 5.56 | - | - | 4.4 | 12.5 | 12.8 | 1100 | 4730 | 4800 | 21.5 | 20.6 | 19.7 | | |
| 20+20+35+71 | 1.71 | 1.71 | 3.00 | 6.08 | - | - | 4.4 | 12.5 | 12.8 | 1100 | 4730 | 4800 | 21.5 | 20.6 | 19.7 | | |
| 20+20+50+50 | 1.79 | 1.79 | 4.46 | 4.46 | - | - | 4.4 | 12.5 | 12.8 | 1100 | 4730 | 4800 | 21.5 | 20.6 | 19.7 | | |
| 20+20+50+60 | 1.67 | 1.67 | 4.17 | 5.00 | - | - | 4.4 | 12.5 | 12.8 | 1100 | 4730 | 4800 | 21.5 | 20.6 | 19.7 | | |
| 20+20+50+71 | 1.55 | 1.55 | 3.88 | 5.51 | - | - | 4.4 | 12.5 | 12.8 | 1100 | 4720 | 4800 | 21.5 | 20.5 | 19.7 | | |
| 20+20+60+60 | 1.56 | 1.56 | 4.69 | 4.69 | - | - | 4.4 | 12.5 | 12.8 | 1100 | 4720 | 4800 | 21.5 | 20.5 | 19.7 | | |
| 20+20+60+71 | 1.46 | 1.46 | 4.39 | 5.19 | - | - | 4.4 | 12.5 | 12.8 | 1100 | 4720 | 4800 | 21.5 | 20.5 | 19.7 | | |
| 20+20+71+71 | 1.37 | 1.37 | 4.88 | 4.88 | - | - | 4.4 | 12.5 | 12.8 | 1100 | 4710 | 4800 | 21.4 | 20.5 | 19.6 | | |
| 20+25+25+25 | 2.00 | 2.50 | 2.50 | 2.50 | - | - | 4.4 | 9.5 | 12.8 | 1100 | 2900 | 4800 | 13.2 | 12.6 | 12.1 | | |
| 20+25+25+35 | 2.00 | 2.50 | 2.50 | 3.50 | - | - | 4.4 | 10.5 | 12.8 | 1100 | 3440 | 4800 | 15.7 | 15.0 | 14.3 | | |
| 20+25+25+50 | 2.00 | 2.50 | 2.50 | 5.00 | - | - | 4.4 | 12.0 | 12.8 | 1100 | 4100 | 4800 | 18.7 | 17.8 | 17.1 | | |
| 20+25+25+60 | 1.92 | 2.40 | 2.40 | 5.77 | - | - | 4.4 | 12.5 | 12.8 | 1100 | 4740 | 4800 | 21.6 | 20.6 | 19.8 | | |
| 20+25+25+71 | 1.82 | 2.26 | 2.26 | 6.16 | - | - | 4.4 | 12.5 | 12.8 | 1100 | 4730 | 4800 | 21.5 | 20.6 | 19.7 | | |
| 20+25+35+35 | 2.00 | 2.50 | 3.50 | 3.50 | - | - | 4.4 | 11.5 | 12.8 | 1100 | 3830 | 4800 | 17.4 | 16.7 | 16.0 | | |
| 20+25+35+50 | 1.92 | 2.40 | 3.37 | 4.81 | - | - | 4.4 | 12.5 | 12.8 | 1100 | 4740 | 4800 | 21.6 | 20.6 | 19.8 | | |
| 20+25+35+60 | 1.79 | 2.23 | 3.13 | 5.36 | - | - | 4.4 | 12.5 | 12.8 | 1100 | 4730 | 4800 | 21.5 | 20.6 | 19.7 | | |
| 20+25+35+71 | 1.66 | 2.07 | 2.90 | 5.88 | - | - | 4.4 | 12.5 | 12.8 | 1100 | 4730 | 4800 | 21.5 | 20.6 | 19.7 | | |
| 20+25+50+50 | 1.72 | 2.16 | 4.31 | 4.31 | - | - | 4.4 | 12.5 | 12.8 | 1100 | 4730 | 4800 | 21.5 | 20.6 | 19.7 | | |
| 20+25+50+60 | 1.61 | 2.02 | 4.03 | 4.84 | - | - | 4.4 | 12.5 | 12.8 | 1100 | 4720 | 4800 | 21.5 | 20.5 | 19.7 | | |
| 20+25+50+71 | 1.51 | 1.88 | 3.77 | 5.35 | - | - | 4.4 | 12.5 | 12.8 | 1100 | 4720 | 4800 | 21.5 | 20.5 | 19.7 | | |
| 20+25+60+60 | 1.52 | 1.89 | 4.55 | 4.55 | - | - | 4.4 | 12.5 | 12.8 | 1100 | 4720 | 4800 | 21.5 | 20.5 | 19.7 | | |
| 20+25+60+71 | 1.42 | 1.78 | 4.26 | 5.04 | - | - | 4.4 | 12.5 | 12.8 | 1100 | 4720 | 4800 | 21.5 | 20.5 | 19.7 | | |
| 20+25+71+71 | 1.34 | 1.67 | 4.75 | 4.75 | - | - | 4.4 | 12.5 | 12.8 | 1100 | 4700 | 4800 | 21.4 | 20.5 | 19.6 | | |
| 20+35+35+35 | 2.00 | 3.50 | 3.50 | 3.50 | - | - | 4.4 | 12.5 | 12.8 | 1100 | 4740 | 4800 | 21.6 | 20.6 | 19.8 | | |
| 20+35+35+50 | 1.79 | 3.13 | 3.13 | 4.46 | - | - | 4.4 | 12.5 | 12.8 | 1100 | 4730 | 4800 | 21.5 | 20.6 | 19.7 | | |
| 20+35+35+60 | 1.67 | 2.92 | 2.92 | 5.00 | - | - | 4.4 | 12.5 | 12.8 | 1100 | 4730 | 4800 | 21.5 | 20.6 | 19.7 | | |
| 20+35+35+71 | 1.55 | 2.72 | 2.72 | 5.51 | - | - | 4.4 | 12.5 | 12.8 | 1100 | 4720 | 4800 | 21.5 | 20.5 | 19.7 | | |

COMBINATIONS

| Indoor unit combination | | Cooling capacity (kW) | | | | | | | | | Power consumption(W) | | | Standard current(A) | | | |
|-------------------------|--------|-----------------------|------|------|------|------|------|----------------|----------|------|----------------------|----------|------|---------------------|------|------|------|
| | | Room cooling capacity | | | | | | Total capacity | | | Min. | Standard | Max. | 220V | 230V | 240V | |
| | | A | B | C | D | E | F | Min. | Standard | Max. | | | | | | | |
| Cooling operation | 4 room | 20+35+50+50 | 1.61 | 2.82 | 4.03 | 4.03 | - | - | 4.4 | 12.5 | 12.8 | 1100 | 4720 | 4800 | 21.5 | 20.5 | 19.7 |
| | | 20+35+50+60 | 1.52 | 2.65 | 3.79 | 4.55 | - | - | 4.4 | 12.5 | 12.8 | 1100 | 4720 | 4800 | 21.5 | 20.5 | 19.7 |
| | | 20+35+50+71 | 1.42 | 2.49 | 3.55 | 5.04 | - | - | 4.4 | 12.5 | 12.8 | 1100 | 4720 | 4800 | 21.5 | 20.5 | 19.7 |
| | | 20+35+60+60 | 1.43 | 2.50 | 4.29 | 4.29 | - | - | 4.4 | 12.5 | 12.8 | 1100 | 4710 | 4800 | 21.4 | 20.5 | 19.6 |
| | | 20+35+60+71 | 1.34 | 2.35 | 4.03 | 4.77 | - | - | 4.4 | 12.5 | 12.8 | 1100 | 4710 | 4800 | 21.4 | 20.5 | 19.6 |
| | | 20+50+50+50 | 1.47 | 3.68 | 3.68 | 3.68 | - | - | 4.4 | 12.5 | 12.8 | 1100 | 4720 | 4800 | 21.5 | 20.5 | 19.7 |
| | | 20+50+50+60 | 1.39 | 3.47 | 3.47 | 4.17 | - | - | 4.4 | 12.5 | 12.8 | 1100 | 4710 | 4800 | 21.4 | 20.5 | 19.6 |
| | | 20+50+50+71 | 1.31 | 3.27 | 3.27 | 4.65 | - | - | 4.4 | 12.5 | 12.8 | 1100 | 4700 | 4800 | 21.4 | 20.5 | 19.6 |
| | | 20+50+60+60 | 1.32 | 3.29 | 3.95 | 3.95 | - | - | 4.4 | 12.5 | 12.8 | 1100 | 4700 | 4800 | 21.4 | 20.5 | 19.6 |
| | | 25+25+25+25 | 2.50 | 2.50 | 2.50 | 2.50 | - | - | 4.4 | 10.0 | 12.8 | 1100 | 3210 | 4800 | 14.6 | 14.0 | 13.4 |
| | | 25+25+25+35 | 2.50 | 2.50 | 2.50 | 3.50 | - | - | 4.4 | 11.0 | 12.8 | 1100 | 3580 | 4800 | 16.3 | 15.6 | 14.9 |
| | | 25+25+25+50 | 2.50 | 2.50 | 2.50 | 5.00 | - | - | 4.4 | 12.5 | 12.8 | 1100 | 4740 | 4800 | 21.6 | 20.6 | 19.8 |
| | | 25+25+25+60 | 2.31 | 2.31 | 2.31 | 5.56 | - | - | 4.4 | 12.5 | 12.8 | 1100 | 4730 | 4800 | 21.5 | 20.6 | 19.7 |
| | | 25+25+25+71 | 2.14 | 2.14 | 2.14 | 6.08 | - | - | 4.4 | 12.5 | 12.8 | 1100 | 4730 | 4800 | 21.5 | 20.6 | 19.7 |
| | | 25+25+35+35 | 2.50 | 2.50 | 3.50 | 3.50 | - | - | 4.4 | 12.0 | 12.8 | 1100 | 4100 | 4800 | 18.7 | 17.8 | 17.1 |
| | | 25+25+35+50 | 2.31 | 2.31 | 3.24 | 4.63 | - | - | 4.4 | 12.5 | 12.8 | 1100 | 4730 | 4800 | 21.5 | 20.6 | 19.7 |
| | | 25+25+35+60 | 2.16 | 2.16 | 3.02 | 5.17 | - | - | 4.4 | 12.5 | 12.8 | 1100 | 4730 | 4800 | 21.5 | 20.6 | 19.7 |
| | | 25+25+35+71 | 2.00 | 2.00 | 2.80 | 5.69 | - | - | 4.4 | 12.5 | 12.8 | 1100 | 4720 | 4800 | 21.5 | 20.5 | 19.7 |
| | | 25+25+50+50 | 2.08 | 2.08 | 4.17 | 4.17 | - | - | 4.4 | 12.5 | 12.8 | 1100 | 4730 | 4800 | 21.5 | 20.6 | 19.7 |
| | | 25+25+50+60 | 1.95 | 1.95 | 3.91 | 4.69 | - | - | 4.4 | 12.5 | 12.8 | 1100 | 4720 | 4800 | 21.5 | 20.5 | 19.7 |
| | | 25+25+50+71 | 1.83 | 1.83 | 3.65 | 5.19 | - | - | 4.4 | 12.5 | 12.8 | 1100 | 4720 | 4800 | 21.5 | 20.5 | 19.7 |
| | | 25+25+60+60 | 1.84 | 1.84 | 4.41 | 4.41 | - | - | 4.4 | 12.5 | 12.8 | 1100 | 4720 | 4800 | 21.5 | 20.5 | 19.7 |
| | | 25+25+60+71 | 1.73 | 1.73 | 4.14 | 4.90 | - | - | 4.4 | 12.5 | 12.8 | 1100 | 4710 | 4800 | 21.4 | 20.5 | 19.6 |
| | | 25+25+71+71 | 1.63 | 1.63 | 4.62 | 4.62 | - | - | 4.4 | 12.5 | 12.8 | 1100 | 4700 | 4800 | 21.4 | 20.5 | 19.6 |
| | | 25+35+35+35 | 2.40 | 3.37 | 3.37 | 3.37 | - | - | 4.4 | 12.5 | 12.8 | 1100 | 4740 | 4800 | 21.6 | 20.6 | 19.8 |
| | | 25+35+35+50 | 2.16 | 3.02 | 3.02 | 4.31 | - | - | 4.4 | 12.5 | 12.8 | 1100 | 4730 | 4800 | 21.5 | 20.6 | 19.7 |
| | | 25+35+35+60 | 2.02 | 2.82 | 2.82 | 4.84 | - | - | 4.4 | 12.5 | 12.8 | 1100 | 4720 | 4800 | 21.5 | 20.5 | 19.7 |
| | | 25+35+35+71 | 1.88 | 2.64 | 2.64 | 5.35 | - | - | 4.4 | 12.5 | 12.8 | 1100 | 4720 | 4800 | 21.5 | 20.5 | 19.7 |
| | | 25+35+50+50 | 1.95 | 2.73 | 3.91 | 3.91 | - | - | 4.4 | 12.5 | 12.8 | 1100 | 4720 | 4800 | 21.5 | 20.5 | 19.7 |
| | | 25+35+50+60 | 1.84 | 2.57 | 3.68 | 4.41 | - | - | 4.4 | 12.5 | 12.8 | 1100 | 4720 | 4800 | 21.5 | 20.5 | 19.7 |
| | | 25+35+50+71 | 1.73 | 2.42 | 3.45 | 4.90 | - | - | 4.4 | 12.5 | 12.8 | 1100 | 4710 | 4800 | 21.4 | 20.5 | 19.6 |
| | | 25+35+60+60 | 1.74 | 2.43 | 4.17 | 4.17 | - | - | 4.4 | 12.5 | 12.8 | 1100 | 4710 | 4800 | 21.4 | 20.5 | 19.6 |
| | | 25+35+60+71 | 1.64 | 2.29 | 3.93 | 4.65 | - | - | 4.4 | 12.5 | 12.8 | 1100 | 4700 | 4800 | 21.4 | 20.5 | 19.6 |
| | | 25+50+50+50 | 1.79 | 3.57 | 3.57 | 3.57 | - | - | 4.4 | 12.5 | 12.8 | 1100 | 4710 | 4800 | 21.4 | 20.5 | 19.6 |
| | | 25+50+50+60 | 1.69 | 3.38 | 3.38 | 4.05 | - | - | 4.4 | 12.5 | 12.8 | 1100 | 4710 | 4800 | 21.4 | 20.5 | 19.6 |
| | | 25+50+60+60 | 1.60 | 3.21 | 3.85 | 3.85 | - | - | 4.4 | 12.5 | 12.8 | 1100 | 4700 | 4800 | 21.4 | 20.5 | 19.6 |
| 35+35+35+35 | 3.13 | 3.13 | 3.13 | 3.13 | - | - | 4.4 | 12.5 | 12.8 | 1100 | 4730 | 4800 | 21.5 | 20.6 | 19.7 | | |
| 35+35+35+50 | 2.82 | 2.82 | 2.82 | 4.03 | - | - | 4.4 | 12.5 | 12.8 | 1100 | 4720 | 4800 | 21.5 | 20.5 | 19.7 | | |
| 35+35+35+60 | 2.65 | 2.65 | 2.65 | 4.55 | - | - | 4.4 | 12.5 | 12.8 | 1100 | 4720 | 4800 | 21.5 | 20.5 | 19.7 | | |
| 35+35+35+71 | 2.49 | 2.49 | 2.49 | 5.04 | - | - | 4.4 | 12.5 | 12.8 | 1100 | 4710 | 4800 | 21.4 | 20.5 | 19.6 | | |
| 35+35+50+50 | 2.57 | 2.57 | 3.68 | 3.68 | - | - | 4.4 | 12.5 | 12.8 | 1100 | 4720 | 4800 | 21.5 | 20.5 | 19.7 | | |
| 35+35+50+60 | 2.43 | 2.43 | 3.47 | 4.17 | - | - | 4.4 | 12.5 | 12.8 | 1100 | 4710 | 4800 | 21.4 | 20.5 | 19.6 | | |
| 35+35+50+71 | 2.29 | 2.29 | 3.27 | 4.65 | - | - | 4.4 | 12.5 | 12.8 | 1100 | 4700 | 4800 | 21.4 | 20.5 | 19.6 | | |
| 35+35+60+60 | 2.30 | 2.30 | 3.95 | 3.95 | - | - | 4.4 | 12.5 | 12.8 | 1100 | 4700 | 4800 | 21.4 | 20.5 | 19.6 | | |
| 35+50+50+50 | 2.36 | 3.38 | 3.38 | 3.38 | - | - | 4.4 | 12.5 | 12.8 | 1100 | 4710 | 4800 | 21.4 | 20.5 | 19.6 | | |
| 35+50+50+60 | 2.24 | 3.21 | 3.21 | 3.85 | - | - | 4.4 | 12.5 | 12.8 | 1100 | 4700 | 4800 | 21.4 | 20.5 | 19.6 | | |
| Cooling operation | 5 room | 20+20+20+20+20 | 2.00 | 2.00 | 2.00 | 2.00 | 2.00 | - | 5.1 | 10.0 | 13.3 | 1210 | 2950 | 4800 | 13.4 | 12.8 | 12.3 |
| | | 20+20+20+20+25 | 2.00 | 2.00 | 2.00 | 2.00 | 2.50 | - | 5.1 | 10.5 | 13.3 | 1210 | 3200 | 4800 | 14.6 | 13.9 | 13.3 |
| | | 20+20+20+20+35 | 2.00 | 2.00 | 2.00 | 2.00 | 3.50 | - | 5.1 | 11.5 | 13.3 | 1210 | 3710 | 4800 | 16.9 | 16.1 | 15.5 |
| | | 20+20+20+20+50 | 1.92 | 1.92 | 1.92 | 1.92 | 4.81 | - | 5.1 | 12.5 | 13.3 | 1210 | 4430 | 4800 | 20.2 | 19.3 | 18.5 |
| | | 20+20+20+20+60 | 1.79 | 1.79 | 1.79 | 1.79 | 5.36 | - | 5.1 | 12.5 | 13.3 | 1210 | 4420 | 4800 | 20.1 | 19.2 | 18.4 |
| | | 20+20+20+20+71 | 1.66 | 1.66 | 1.66 | 1.66 | 5.88 | - | 5.1 | 12.5 | 13.3 | 1210 | 4410 | 4800 | 20.1 | 19.2 | 18.4 |
| | | 20+20+20+25+25 | 2.00 | 2.00 | 2.00 | 2.50 | 2.50 | - | 5.1 | 11.0 | 13.3 | 1210 | 3400 | 4800 | 15.5 | 14.8 | 14.2 |
| | | 20+20+20+25+35 | 2.00 | 2.00 | 2.00 | 2.50 | 3.50 | - | 5.1 | 12.0 | 13.3 | 1210 | 4090 | 4800 | 18.6 | 17.8 | 17.1 |
| | | 20+20+20+25+50 | 1.85 | 1.85 | 1.85 | 2.31 | 4.63 | - | 5.1 | 12.5 | 13.3 | 1210 | 4430 | 4800 | 20.2 | 19.3 | 18.5 |
| | | 20+20+20+25+60 | 1.72 | 1.72 | 1.72 | 2.16 | 5.17 | - | 5.1 | 12.5 | 13.3 | 1210 | 4420 | 4800 | 20.1 | 19.2 | 18.4 |
| | | 20+20+20+25+71 | 1.60 | 1.60 | 1.60 | 2.00 | 5.69 | - | 5.1 | 12.5 | 13.3 | 1210 | 4410 | 4800 | 20.1 | 19.2 | 18.4 |
| | | 20+20+20+35+35 | 1.92 | 1.92 | 1.92 | 3.37 | 3.37 | - | 5.1 | 12.5 | 13.3 | 1210 | 4430 | 4800 | 20.2 | 19.3 | 18.5 |
| | | 20+20+20+35+50 | 1.72 | 1.72 | 1.72 | 3.02 | 4.31 | - | 5.1 | 12.5 | 13.3 | 1210 | 4420 | 4800 | 20.1 | 19.2 | 18.4 |
| | | 20+20+20+35+60 | 1.61 | 1.61 | 1.61 | 2.82 | 4.84 | - | 5.1 | 12.5 | 13.3 | 1210 | 4410 | 4800 | 20.1 | 19.2 | 18.4 |
| | | 20+20+20+35+71 | 1.51 | 1.51 | 1.51 | 2.64 | 5.35 | - | 5.1 | 12.5 | 13.3 | 1210 | 4400 | 4800 | 20.0 | 19.1 | 18.4 |
| | | 20+20+20+50+50 | 1.56 | 1.56 | 1.56 | 3.91 | 3.91 | - | 5.1 | 12.5 | 13.3 | 1210 | 4410 | 4800 | 20.1 | 19.2 | 18.4 |
| | | 20+20+20+50+60 | 1.47 | 1.47 | 1.47 | 3.68 | 4.41 | - | 5.1 | 12.5 | 13.3 | 1210 | 4400 | 4800 | 20.0 | 19.1 | 18.4 |
| | | 20+20+20+50+71 | 1.38 | 1.38 | 1.38 | 3.45 | 4.90 | - | 5.1 | 12.5 | 13.3 | 1210 | 4390 | 4800 | 20.0 | 19.1 | 18.3 |
| | | 20+20+20+60+60 | 1.39 | 1.39 | 1.39 | 4.17 | 4.17 | - | 5.1 | 12.5 | 13.3 | 1210 | 4390 | 4800 | 20.0 | 19.1 | 18.3 |
| | | 20+20+20+60+71 | 1.31 | 1.31 | 1.31 | 3.93 | 4.65 | - | 5.1 | 12.5 | 13.3 | 1210 | 4380 | 4800 | 19.9 | 19.1 | 18.3 |
| | | 20+20+25+25+25 | 2.00 | 2.00 | 2.50 | 2.50 | 2.50 | - | 5.1 | 11.5 | 13.3 | 1210 | 3710 | 4800 | 16.9 | 16.1 | 15.5 |
| | | 20+20+25+25+35 | 2.00 | 2.00 | 2.50 | 2.50 | 3.50 | - | 5.1 | 12.5 | 13.3 | 1210 | 4440 | 4800 | 20.2 | 19.3 | 18.5 |
| | | 20+20+25+25+50 | 1.79 | 1.79 | 2.23 | 2.23 | 4.46 | - | 5.1 | 12.5 | 13.3 | 1210 | 4420 | 4800 | 20.1 | 19.2 | 18.4 |
| | | 20+20+25+25+60 | 1.67 | 1.67 | 2.08 | 2.08 | 5.00 | - | 5.1 | 12.5 | 13.3 | 1210 | 4410 | 4800 | 20.1 | 19.2 | 18.4 |
| | | 20+20+25+25+71 | 1.55 | 1.55 | 1.94 | 1.94 | 5.51 | - | 5.1 | 12.5 | 13.3 | 1210 | 4410 | 4800 | 20.1 | 19.2 | 18.4 |
| | | 20+20+25+35+35 | 1.85 | 1.85 | 2.31 | 3.24 | 3.24 | - | 5.1 | 12.5 | 13.3 | 1210 | 4430 | 4800 | 20.2 | 19.3 | 18.5 |
| | | 20+20+25+35+50 | 1.67 | 1.67 | 2.08 | 2.92 | 4.17 | - | 5.1 | 12.5 | 13.3 | 1210 | 4410 | 4800 | 20.1 | 19.2 | 18.4 |
| | | 20+20+25+35+60 | 1.56 | 1.56 | 1.95 | 2.73 | 4.69 | - | 5.1 | 12.5 | 13.3 | 1210 | 4410 | 4800 | 20.1 | 19.2 | 18.4 |
| | | 20+20+25+35+71 | 1.46 | 1.46 | 1.83 | 2.56 | 5.19 | - | 5.1 | 12.5 | 13.3 | 1210 | 4400 | 4800 | 20.0 | 19.1 | 18.4 |
| | | 20+20+25+50+50 | 1.52 | 1.52 | 1.89 | 3.79 | 3.79 | - | 5.1 | 12.5 | 13.3 | 1210 | 4400 | 4800 | 20.0 | 19.1 | 18.4 |
| 20+20+25+50+60 | 1.43 | 1.43 | 1.79 | 3.57 | 4.29 | - | 5.1 | 12.5 | 13.3 | 1210 | 4390 | 4800 | 20.0 | 19.1 | 18.3 | | |



MULTI-SPLIT SYSTEM

| Indoor unit combination | | Cooling capacity (kW) | | | | | | | | | Power consumption(W) | | | Standard current(A) | | | |
|-------------------------|--------|-----------------------|------|------|------|------|------|----------------|----------|------|----------------------|----------|------|---------------------|------|------|------|
| | | Room cooling capacity | | | | | | Total capacity | | | Min. | Standard | Max. | 220V | 230V | 240V | |
| | | A | B | C | D | E | F | Min. | Standard | Max. | | | | | | | |
| Cooling operation | 5 room | 20+20+25+50+71 | 1.34 | 1.34 | 1.68 | 3.36 | 4.77 | - | 5.1 | 12.5 | 13.3 | 1210 | 4390 | 4800 | 20.0 | 19.1 | 18.3 |
| | | 20+20+25+60+60 | 1.35 | 1.35 | 1.69 | 4.05 | 4.05 | - | 5.1 | 12.5 | 13.3 | 1210 | 4390 | 4800 | 20.0 | 19.1 | 18.3 |
| | | 20+20+35+35+35 | 1.72 | 1.72 | 3.02 | 3.02 | 3.02 | - | 5.1 | 12.5 | 13.3 | 1210 | 4420 | 4800 | 20.1 | 19.2 | 18.4 |
| | | 20+20+35+35+50 | 1.56 | 1.56 | 2.73 | 2.73 | 3.91 | - | 5.1 | 12.5 | 13.3 | 1210 | 4410 | 4800 | 20.1 | 19.2 | 18.4 |
| | | 20+20+35+35+60 | 1.47 | 1.47 | 2.57 | 2.57 | 4.41 | - | 5.1 | 12.5 | 13.3 | 1210 | 4400 | 4800 | 20.0 | 19.1 | 18.4 |
| | | 20+20+35+50+50 | 1.38 | 1.38 | 2.42 | 2.42 | 4.90 | - | 5.1 | 12.5 | 13.3 | 1210 | 4390 | 4800 | 20.0 | 19.1 | 18.3 |
| | | 20+20+35+50+60 | 1.43 | 1.43 | 2.50 | 3.57 | 3.57 | - | 5.1 | 12.5 | 13.3 | 1210 | 4390 | 4800 | 20.0 | 19.1 | 18.3 |
| | | 20+20+35+50+60 | 1.35 | 1.35 | 2.36 | 3.38 | 4.05 | - | 5.1 | 12.5 | 13.3 | 1210 | 4390 | 4800 | 20.0 | 19.1 | 18.3 |
| | | 20+20+35+60+60 | 1.28 | 1.28 | 2.24 | 3.85 | 3.85 | - | 5.1 | 12.5 | 13.3 | 1210 | 4380 | 4800 | 19.9 | 19.1 | 18.3 |
| | | 20+20+50+50+50 | 1.32 | 1.32 | 3.29 | 3.29 | 3.29 | - | 5.1 | 12.5 | 13.3 | 1210 | 4380 | 4800 | 19.9 | 19.1 | 18.3 |
| | | 20+25+25+25+25 | 2.00 | 2.50 | 2.50 | 2.50 | 2.50 | - | 5.1 | 12.0 | 13.3 | 1210 | 4090 | 4800 | 18.6 | 17.8 | 17.1 |
| | | 20+25+25+25+35 | 1.92 | 2.40 | 2.40 | 2.40 | 3.37 | - | 5.1 | 12.5 | 13.3 | 1210 | 4430 | 4800 | 20.2 | 19.3 | 18.5 |
| | | 20+25+25+25+50 | 1.72 | 2.16 | 2.16 | 2.16 | 4.31 | - | 5.1 | 12.5 | 13.3 | 1210 | 4420 | 4800 | 20.1 | 19.2 | 18.4 |
| | | 20+25+25+25+60 | 1.61 | 2.02 | 2.02 | 2.02 | 4.84 | - | 5.1 | 12.5 | 13.3 | 1210 | 4410 | 4800 | 20.1 | 19.2 | 18.4 |
| | | 20+25+25+25+71 | 1.51 | 1.88 | 1.88 | 1.88 | 5.35 | - | 5.1 | 12.5 | 13.3 | 1210 | 4400 | 4800 | 20.0 | 19.1 | 18.4 |
| | | 20+25+25+35+35 | 1.79 | 2.23 | 2.23 | 3.13 | 3.13 | - | 5.1 | 12.5 | 13.3 | 1210 | 4420 | 4800 | 20.1 | 19.2 | 18.4 |
| | | 20+25+25+35+50 | 1.61 | 2.02 | 2.02 | 2.82 | 4.03 | - | 5.1 | 12.5 | 13.3 | 1210 | 4410 | 4800 | 20.1 | 19.2 | 18.4 |
| | | 20+25+25+35+60 | 1.52 | 1.89 | 1.89 | 2.65 | 4.55 | - | 5.1 | 12.5 | 13.3 | 1210 | 4400 | 4800 | 20.0 | 19.1 | 18.4 |
| | | 20+25+25+35+71 | 1.42 | 1.78 | 1.78 | 2.49 | 5.04 | - | 5.1 | 12.5 | 13.3 | 1210 | 4390 | 4800 | 20.0 | 19.1 | 18.3 |
| | | 20+25+25+50+50 | 1.47 | 1.84 | 1.84 | 3.68 | 3.68 | - | 5.1 | 12.5 | 13.3 | 1210 | 4400 | 4800 | 20.0 | 19.1 | 18.4 |
| | | 20+25+25+50+60 | 1.39 | 1.74 | 1.74 | 3.47 | 4.17 | - | 5.1 | 12.5 | 13.3 | 1210 | 4390 | 4800 | 20.0 | 19.1 | 18.3 |
| | | 20+25+25+50+71 | 1.31 | 1.64 | 1.64 | 3.27 | 4.65 | - | 5.1 | 12.5 | 13.3 | 1210 | 4380 | 4800 | 19.9 | 19.1 | 18.3 |
| | | 20+25+25+60+60 | 1.32 | 1.64 | 1.64 | 3.95 | 3.95 | - | 5.1 | 12.5 | 13.3 | 1210 | 4380 | 4800 | 19.9 | 19.1 | 18.3 |
| | | 20+25+35+35+35 | 1.67 | 2.08 | 2.92 | 2.92 | 2.92 | - | 5.1 | 12.5 | 13.3 | 1210 | 4410 | 4800 | 20.1 | 19.2 | 18.4 |
| | | 20+25+35+35+50 | 1.52 | 1.89 | 2.65 | 2.65 | 3.79 | - | 5.1 | 12.5 | 13.3 | 1210 | 4400 | 4800 | 20.0 | 19.1 | 18.4 |
| | | 20+25+35+35+60 | 1.43 | 1.79 | 2.50 | 2.50 | 4.29 | - | 5.1 | 12.5 | 13.3 | 1210 | 4390 | 4800 | 20.0 | 19.1 | 18.3 |
| | | 20+25+35+35+71 | 1.34 | 1.68 | 2.35 | 2.35 | 4.77 | - | 5.1 | 12.5 | 13.3 | 1210 | 4390 | 4800 | 20.0 | 19.1 | 18.3 |
| | | 20+25+35+50+50 | 1.39 | 1.74 | 2.43 | 3.47 | 3.47 | - | 5.1 | 12.5 | 13.3 | 1210 | 4390 | 4800 | 20.0 | 19.1 | 18.3 |
| | | 20+25+35+50+60 | 1.32 | 1.64 | 2.30 | 3.29 | 3.95 | - | 5.1 | 12.5 | 13.3 | 1210 | 4380 | 4800 | 19.9 | 19.1 | 18.3 |
| | | 20+25+50+50+50 | 1.28 | 1.60 | 3.21 | 3.21 | 3.21 | - | 5.1 | 12.5 | 13.3 | 1210 | 4380 | 4800 | 19.9 | 19.1 | 18.3 |
| | | 20+35+35+35+35 | 1.56 | 2.73 | 2.73 | 2.73 | 2.73 | - | 5.1 | 12.5 | 13.3 | 1210 | 4410 | 4800 | 20.1 | 19.2 | 18.4 |
| | | 20+35+35+35+50 | 1.43 | 2.50 | 2.50 | 2.50 | 3.57 | - | 5.1 | 12.5 | 13.3 | 1210 | 4390 | 4800 | 20.0 | 19.1 | 18.3 |
| | | 20+35+35+35+60 | 1.35 | 2.36 | 2.36 | 2.36 | 4.05 | - | 5.1 | 12.5 | 13.3 | 1210 | 4390 | 4800 | 20.0 | 19.1 | 18.3 |
| | | 20+35+35+50+50 | 1.32 | 2.30 | 2.30 | 3.29 | 3.29 | - | 5.1 | 12.5 | 13.3 | 1210 | 4380 | 4800 | 19.9 | 19.1 | 18.3 |
| | | 25+25+25+25+25 | 2.50 | 2.50 | 2.50 | 2.50 | 2.50 | - | 5.1 | 12.5 | 13.3 | 1210 | 4440 | 4800 | 20.2 | 19.3 | 18.5 |
| | | 25+25+25+25+35 | 2.31 | 2.31 | 2.31 | 2.31 | 3.24 | - | 5.1 | 12.5 | 13.3 | 1210 | 4430 | 4800 | 20.2 | 19.3 | 18.5 |
| | | 25+25+25+25+50 | 2.08 | 2.08 | 2.08 | 2.08 | 4.17 | - | 5.1 | 12.5 | 13.3 | 1210 | 4410 | 4800 | 20.1 | 19.2 | 18.4 |
| | | 25+25+25+25+60 | 1.95 | 1.95 | 1.95 | 1.95 | 4.69 | - | 5.1 | 12.5 | 13.3 | 1210 | 4410 | 4800 | 20.1 | 19.2 | 18.4 |
| | | 25+25+25+35+35 | 2.16 | 2.16 | 2.16 | 3.02 | 3.02 | - | 5.1 | 12.5 | 13.3 | 1210 | 4420 | 4800 | 20.1 | 19.2 | 18.4 |
| | | 25+25+25+35+50 | 1.95 | 1.95 | 1.95 | 2.73 | 3.91 | - | 5.1 | 12.5 | 13.3 | 1210 | 4410 | 4800 | 20.1 | 19.2 | 18.4 |
| 25+25+25+35+60 | 1.84 | 1.84 | 1.84 | 2.57 | 4.41 | - | 5.1 | 12.5 | 13.3 | 1210 | 4400 | 4800 | 20.0 | 19.1 | 18.4 | | |
| 25+25+25+35+71 | 1.73 | 1.73 | 1.73 | 2.42 | 4.90 | - | 5.1 | 12.5 | 13.3 | 1210 | 4390 | 4800 | 20.0 | 19.1 | 18.3 | | |
| 25+25+25+50+50 | 1.79 | 1.79 | 1.79 | 3.57 | 3.57 | - | 5.1 | 12.5 | 13.3 | 1210 | 4390 | 4800 | 20.0 | 19.1 | 18.3 | | |
| 25+25+25+50+60 | 1.69 | 1.69 | 1.69 | 3.38 | 4.05 | - | 5.1 | 12.5 | 13.3 | 1210 | 4390 | 4800 | 20.0 | 19.1 | 18.3 | | |
| 25+25+25+60+60 | 1.60 | 1.60 | 1.60 | 3.85 | 3.85 | - | 5.1 | 12.5 | 13.3 | 1210 | 4380 | 4800 | 19.9 | 19.1 | 18.3 | | |
| 25+25+35+35+35 | 2.02 | 2.02 | 2.82 | 2.82 | 2.82 | - | 5.1 | 12.5 | 13.3 | 1210 | 4410 | 4800 | 20.1 | 19.2 | 18.4 | | |
| 25+25+35+35+50 | 1.84 | 1.84 | 2.57 | 2.57 | 3.68 | - | 5.1 | 12.5 | 13.3 | 1210 | 4400 | 4800 | 20.0 | 19.1 | 18.4 | | |
| 25+25+35+35+60 | 1.74 | 1.74 | 2.43 | 2.43 | 4.17 | - | 5.1 | 12.5 | 13.3 | 1210 | 4390 | 4800 | 20.0 | 19.1 | 18.3 | | |
| 25+25+35+35+71 | 1.64 | 1.64 | 2.29 | 2.29 | 4.65 | - | 5.1 | 12.5 | 13.3 | 1210 | 4380 | 4800 | 19.9 | 19.1 | 18.3 | | |
| 25+25+35+50+50 | 1.69 | 1.69 | 2.36 | 3.38 | 3.38 | - | 5.1 | 12.5 | 13.3 | 1210 | 4390 | 4800 | 20.0 | 19.1 | 18.3 | | |
| 25+25+35+50+60 | 1.60 | 1.60 | 2.24 | 3.21 | 3.85 | - | 5.1 | 12.5 | 13.3 | 1210 | 4380 | 4800 | 19.9 | 19.1 | 18.3 | | |
| 25+35+35+35+35 | 1.89 | 2.65 | 2.65 | 2.65 | 2.65 | - | 5.1 | 12.5 | 13.3 | 1210 | 4400 | 4800 | 20.0 | 19.1 | 18.4 | | |
| 25+35+35+35+50 | 1.74 | 2.43 | 2.43 | 2.43 | 3.47 | - | 5.1 | 12.5 | 13.3 | 1210 | 4390 | 4800 | 20.0 | 19.1 | 18.3 | | |
| 25+35+35+35+60 | 1.64 | 2.30 | 2.30 | 2.30 | 3.95 | - | 5.1 | 12.5 | 13.3 | 1210 | 4380 | 4800 | 19.9 | 19.1 | 18.3 | | |
| 25+35+35+50+50 | 1.60 | 2.24 | 2.24 | 3.21 | 3.21 | - | 5.1 | 12.5 | 13.3 | 1210 | 4380 | 4800 | 19.9 | 19.1 | 18.3 | | |
| 35+35+35+35+35 | 2.50 | 2.50 | 2.50 | 2.50 | 2.50 | - | 5.1 | 12.5 | 13.3 | 1210 | 4390 | 4800 | 20.0 | 19.1 | 18.3 | | |
| 35+35+35+35+50 | 2.30 | 2.30 | 2.30 | 2.30 | 3.29 | - | 5.1 | 12.5 | 13.3 | 1210 | 4380 | 4800 | 19.9 | 19.1 | 18.3 | | |

COMBINATIONS

| Indoor unit combination | | Cooling capacity (kW) | | | | | | | | | Power consumption(W) | | | Standard current(A) | | |
|-----------------------------|-------------------|-----------------------|------|------|------|------|------|----------------|----------|------|----------------------|----------|------|---------------------|------|------|
| | | Room cooling capacity | | | | | | Total capacity | | | Min. | Standard | Max. | 220V | 230V | 240V |
| | | A | B | C | D | E | F | Min. | Standard | Max. | | | | | | |
| Cooling operation 6 room | 20+20+20+20+20+20 | 2.00 | 2.00 | 2.00 | 2.00 | 2.00 | 2.00 | 5.5 | 12.0 | 13.6 | 1280 | 3750 | 4620 | 17.1 | 16.3 | 15.6 |
| | 20+20+20+20+20+25 | 2.00 | 2.00 | 2.00 | 2.00 | 2.00 | 2.50 | 5.5 | 12.5 | 13.3 | 1280 | 4010 | 4800 | 18.2 | 17.5 | 16.7 |
| | 20+20+20+20+20+35 | 1.85 | 1.85 | 1.85 | 1.85 | 1.85 | 3.24 | 5.5 | 12.5 | 13.3 | 1280 | 4000 | 4800 | 18.2 | 17.4 | 16.7 |
| | 20+20+20+20+20+50 | 1.67 | 1.67 | 1.67 | 1.67 | 1.67 | 4.17 | 5.5 | 12.5 | 13.3 | 1280 | 3990 | 4800 | 18.2 | 17.4 | 16.6 |
| | 20+20+20+20+20+60 | 1.56 | 1.56 | 1.56 | 1.56 | 1.56 | 4.69 | 5.5 | 12.5 | 13.3 | 1280 | 3990 | 4800 | 18.2 | 17.4 | 16.6 |
| | 20+20+20+20+20+71 | 1.46 | 1.46 | 1.46 | 1.46 | 1.46 | 5.19 | 5.5 | 12.5 | 13.8 | 1280 | 3980 | 4800 | 18.1 | 17.3 | 16.6 |
| | 20+20+20+20+25+25 | 1.92 | 1.92 | 1.92 | 1.92 | 2.40 | 2.40 | 5.5 | 12.5 | 13.8 | 1280 | 4000 | 4800 | 18.2 | 17.4 | 16.7 |
| | 20+20+20+20+25+35 | 1.79 | 1.79 | 1.79 | 1.79 | 2.23 | 3.13 | 5.5 | 12.5 | 13.8 | 1280 | 4000 | 4800 | 18.2 | 17.4 | 16.7 |
| | 20+20+20+20+25+50 | 1.61 | 1.61 | 1.61 | 1.61 | 2.02 | 4.03 | 5.5 | 12.5 | 13.8 | 1280 | 3990 | 4800 | 18.2 | 17.4 | 16.6 |
| | 20+20+20+20+25+60 | 1.52 | 1.52 | 1.52 | 1.52 | 1.89 | 4.55 | 5.5 | 12.5 | 13.8 | 1280 | 3990 | 4800 | 18.2 | 17.4 | 16.6 |
| | 20+20+20+20+35+35 | 1.67 | 1.67 | 1.67 | 1.67 | 2.92 | 2.92 | 5.5 | 12.5 | 13.8 | 1280 | 3990 | 4800 | 18.2 | 17.4 | 16.6 |
| | 20+20+20+20+35+50 | 1.52 | 1.52 | 1.52 | 1.52 | 2.65 | 3.79 | 5.5 | 12.5 | 13.8 | 1280 | 3990 | 4800 | 18.2 | 17.4 | 16.6 |
| | 20+20+20+20+35+60 | 1.43 | 1.43 | 1.43 | 1.43 | 2.50 | 4.29 | 5.5 | 12.5 | 13.8 | 1280 | 3980 | 4800 | 18.1 | 17.3 | 16.6 |
| | 20+20+20+20+35+71 | 1.34 | 1.34 | 1.34 | 1.34 | 2.35 | 4.77 | 5.5 | 12.5 | 13.8 | 1280 | 3980 | 4800 | 18.1 | 17.3 | 16.6 |
| | 20+20+20+20+50+50 | 1.39 | 1.39 | 1.39 | 1.39 | 3.47 | 3.47 | 5.5 | 12.5 | 13.8 | 1280 | 3980 | 4800 | 18.1 | 17.3 | 16.6 |
| | 20+20+20+20+50+60 | 1.32 | 1.32 | 1.32 | 1.32 | 3.29 | 3.95 | 5.5 | 12.5 | 13.8 | 1280 | 3970 | 4800 | 18.1 | 17.3 | 16.6 |
| | 20+20+20+25+25+25 | 1.85 | 1.85 | 1.85 | 2.31 | 2.31 | 2.31 | 5.5 | 12.5 | 13.8 | 1280 | 4000 | 4800 | 18.2 | 17.4 | 16.7 |
| | 20+20+20+25+25+35 | 1.72 | 1.72 | 1.72 | 2.16 | 2.16 | 3.02 | 5.5 | 12.5 | 13.8 | 1280 | 4000 | 4800 | 18.2 | 17.4 | 16.7 |
| | 20+20+20+25+25+50 | 1.56 | 1.56 | 1.56 | 1.95 | 1.95 | 3.91 | 5.5 | 12.5 | 13.8 | 1280 | 3990 | 4800 | 18.2 | 17.4 | 16.6 |
| | 20+20+20+25+25+60 | 1.47 | 1.47 | 1.47 | 1.84 | 1.84 | 4.41 | 5.5 | 12.5 | 13.8 | 1280 | 3980 | 4800 | 18.1 | 17.3 | 16.6 |
| | 20+20+20+25+25+71 | 1.38 | 1.38 | 1.38 | 1.73 | 1.73 | 4.90 | 5.5 | 12.5 | 13.8 | 1280 | 3980 | 4800 | 18.1 | 17.3 | 16.6 |
| | 20+20+20+25+35+35 | 1.61 | 1.61 | 1.61 | 2.02 | 2.82 | 2.82 | 5.5 | 12.5 | 13.8 | 1280 | 3990 | 4800 | 18.2 | 17.4 | 16.6 |
| | 20+20+20+25+35+50 | 1.47 | 1.47 | 1.47 | 1.84 | 2.57 | 3.68 | 5.5 | 12.5 | 13.8 | 1280 | 3980 | 4800 | 18.1 | 17.3 | 16.6 |
| | 20+20+20+25+35+60 | 1.39 | 1.39 | 1.39 | 1.74 | 2.43 | 4.17 | 5.5 | 12.5 | 13.8 | 1280 | 3980 | 4800 | 18.1 | 17.3 | 16.6 |
| | 20+20+20+25+35+71 | 1.31 | 1.31 | 1.31 | 1.64 | 2.29 | 4.65 | 5.5 | 12.5 | 13.8 | 1280 | 3970 | 4800 | 18.1 | 17.3 | 16.6 |
| | 20+20+20+25+50+50 | 1.35 | 1.35 | 1.35 | 1.69 | 3.38 | 3.38 | 5.5 | 12.5 | 13.8 | 1280 | 3980 | 4800 | 18.1 | 17.3 | 16.6 |
| | 20+20+20+25+50+60 | 1.28 | 1.28 | 1.28 | 1.60 | 3.21 | 3.85 | 5.5 | 12.5 | 13.8 | 1280 | 3970 | 4800 | 18.1 | 17.3 | 16.6 |
| | 20+20+20+35+35+35 | 1.52 | 1.52 | 1.52 | 2.65 | 2.65 | 2.65 | 5.5 | 12.5 | 13.8 | 1280 | 3990 | 4800 | 18.2 | 17.4 | 16.6 |
| | 20+20+20+35+35+50 | 1.39 | 1.39 | 1.39 | 2.43 | 2.43 | 3.47 | 5.5 | 12.5 | 13.8 | 1280 | 3980 | 4800 | 18.1 | 17.3 | 16.6 |
| | 20+20+20+35+35+60 | 1.32 | 1.32 | 1.32 | 2.30 | 2.30 | 3.95 | 5.5 | 12.5 | 13.8 | 1280 | 3970 | 4800 | 18.1 | 17.3 | 16.6 |
| | 20+20+20+35+50+50 | 1.28 | 1.28 | 1.28 | 2.24 | 3.21 | 3.21 | 5.5 | 12.5 | 13.8 | 1280 | 3970 | 4800 | 18.1 | 17.3 | 16.6 |
| | 20+20+25+25+25+25 | 1.79 | 1.79 | 2.23 | 2.23 | 2.23 | 2.23 | 5.5 | 12.5 | 13.8 | 1280 | 4000 | 4800 | 18.2 | 17.4 | 16.7 |
| | 20+20+25+25+25+35 | 1.67 | 1.67 | 2.08 | 2.08 | 2.08 | 2.92 | 5.5 | 12.5 | 13.8 | 1280 | 3990 | 4800 | 18.2 | 17.4 | 16.6 |
| | 20+20+25+25+25+50 | 1.52 | 1.52 | 1.89 | 1.89 | 1.89 | 3.79 | 5.5 | 12.5 | 13.8 | 1280 | 3990 | 4800 | 18.2 | 17.4 | 16.6 |
| | 20+20+25+25+25+60 | 1.43 | 1.43 | 1.79 | 1.79 | 1.79 | 4.29 | 5.5 | 12.5 | 13.8 | 1280 | 3980 | 4800 | 18.1 | 17.3 | 16.6 |
| | 20+20+25+25+25+71 | 1.34 | 1.34 | 1.68 | 1.68 | 1.68 | 4.77 | 5.5 | 12.5 | 13.8 | 1280 | 3980 | 4800 | 18.1 | 17.3 | 16.6 |
| | 20+20+25+25+35+35 | 1.56 | 1.56 | 1.95 | 1.95 | 2.73 | 2.73 | 5.5 | 12.5 | 13.8 | 1280 | 3990 | 4800 | 18.2 | 17.4 | 16.6 |
| | 20+20+25+25+35+50 | 1.43 | 1.43 | 1.79 | 1.79 | 2.50 | 3.57 | 5.5 | 12.5 | 13.8 | 1280 | 3980 | 4800 | 18.1 | 17.3 | 16.6 |
| | 20+20+25+25+35+60 | 1.35 | 1.35 | 1.69 | 1.69 | 2.36 | 4.05 | 5.5 | 12.5 | 13.8 | 1280 | 3980 | 4800 | 18.1 | 17.3 | 16.6 |
| | 20+20+25+25+50+50 | 1.32 | 1.32 | 1.64 | 1.64 | 3.29 | 3.29 | 5.5 | 12.5 | 13.8 | 1280 | 3970 | 4800 | 18.1 | 17.3 | 16.6 |
| | 20+20+25+35+35+35 | 1.47 | 1.47 | 1.84 | 2.57 | 2.57 | 2.57 | 5.5 | 12.5 | 13.8 | 1280 | 3980 | 4800 | 18.1 | 17.3 | 16.6 |
| | 20+20+25+35+35+50 | 1.35 | 1.35 | 1.69 | 2.36 | 2.36 | 3.38 | 5.5 | 12.5 | 13.8 | 1280 | 3980 | 4800 | 18.1 | 17.3 | 16.6 |
| | 20+20+25+35+35+60 | 1.28 | 1.28 | 1.60 | 2.24 | 2.24 | 3.85 | 5.5 | 12.5 | 13.8 | 1280 | 3970 | 4800 | 18.1 | 17.3 | 16.6 |
| | 20+20+35+35+35+35 | 1.39 | 1.39 | 2.43 | 2.43 | 2.43 | 2.43 | 5.5 | 12.5 | 13.8 | 1280 | 3980 | 4800 | 18.1 | 17.3 | 16.6 |
| | 20+20+35+35+35+50 | 1.28 | 1.28 | 2.24 | 2.24 | 2.24 | 3.21 | 5.5 | 12.5 | 13.8 | 1280 | 3970 | 4800 | 18.1 | 17.3 | 16.6 |
| | 20+25+25+25+25+25 | 1.72 | 2.16 | 2.16 | 2.16 | 2.16 | 2.16 | 5.5 | 12.5 | 13.8 | 1280 | 4000 | 4800 | 18.2 | 17.4 | 16.7 |
| | 20+25+25+25+25+35 | 1.61 | 2.02 | 2.02 | 2.02 | 2.02 | 2.82 | 5.5 | 12.5 | 13.8 | 1280 | 3990 | 4800 | 18.2 | 17.4 | 16.6 |
| | 20+25+25+25+25+50 | 1.47 | 1.84 | 1.84 | 1.84 | 1.84 | 3.68 | 5.5 | 12.5 | 13.8 | 1280 | 3980 | 4800 | 18.1 | 17.3 | 16.6 |
| 20+25+25+25+25+60 | 1.39 | 1.74 | 1.74 | 1.74 | 1.74 | 4.17 | 5.5 | 12.5 | 13.8 | 1280 | 3980 | 4800 | 18.1 | 17.3 | 16.6 | |
| 20+25+25+25+25+71 | 1.31 | 1.64 | 1.64 | 1.64 | 1.64 | 4.65 | 5.5 | 12.5 | 13.8 | 1280 | 3970 | 4800 | 18.1 | 17.3 | 16.6 | |
| 20+25+25+25+35+35 | 1.52 | 1.89 | 1.89 | 1.89 | 2.65 | 2.65 | 5.5 | 12.5 | 13.8 | 1280 | 3990 | 4800 | 18.2 | 17.4 | 16.6 | |
| 20+25+25+25+35+50 | 1.39 | 1.74 | 1.74 | 1.74 | 2.43 | 3.47 | 5.5 | 12.5 | 13.8 | 1280 | 3980 | 4800 | 18.1 | 17.3 | 16.6 | |
| 20+25+25+25+35+60 | 1.32 | 1.64 | 1.64 | 1.64 | 2.30 | 3.95 | 5.5 | 12.5 | 13.8 | 1280 | 3970 | 4800 | 18.1 | 17.3 | 16.6 | |
| 20+25+25+25+50+50 | 1.28 | 1.60 | 1.60 | 1.60 | 3.21 | 3.21 | 5.5 | 12.5 | 13.8 | 1280 | 3970 | 4800 | 18.1 | 17.3 | 16.6 | |
| 20+25+25+35+35+35 | 1.43 | 1.79 | 1.79 | 2.50 | 2.50 | 2.50 | 5.5 | 12.5 | 13.8 | 1280 | 3980 | 4800 | 18.1 | 17.3 | 16.6 | |
| 20+25+25+35+35+50 | 1.32 | 1.64 | 1.64 | 2.30 | 2.30 | 3.29 | 5.5 | 12.5 | 13.8 | 1280 | 3970 | 4800 | 18.1 | 17.3 | 16.6 | |
| 20+25+35+35+35+35 | 1.35 | 1.69 | 2.36 | 2.36 | 2.36 | 2.36 | 5.5 | 12.5 | 13.8 | 1280 | 3980 | 4800 | 18.1 | 17.3 | 16.6 | |
| 20+35+35+35+35+35 | 1.28 | 2.24 | 2.24 | 2.24 | 2.24 | 2.24 | 5.5 | 12.5 | 13.8 | 1280 | 3970 | 4800 | 18.1 | 17.3 | 16.6 | |
| 25+25+25+25+25+25 | 2.08 | 2.08 | 2.08 | 2.08 | 2.08 | 2.08 | 5.5 | 12.5 | 13.8 | 1280 | 3990 | 4800 | 18.2 | 17.4 | 16.6 | |
| 25+25+25+25+25+35 | 1.95 | 1.95 | 1.95 | 1.95 | 1.95 | 2.73 | 5.5 | 12.5 | 13.8 | 1280 | 3990 | 4800 | 18.2 | 17.4 | 16.6 | |
| 25+25+25+25+25+50 | 1.79 | 1.79 | 1.79 | 1.79 | 1.79 | 3.57 | 5.5 | 12.5 | 13.8 | 1280 | 3980 | 4800 | 18.1 | 17.3 | 16.6 | |
| 25+25+25+25+25+60 | 1.69 | 1.69 | 1.69 | 1.69 | 1.69 | 4.05 | 5.5 | 12.5 | 13.8 | 1280 | 3980 | 4800 | 18.1 | 17.3 | 16.6 | |
| 25+25+25+25+35+35 | 1.84 | 1.84 | 1.84 | 1.84 | 2.57 | 2.57 | 5.5 | 12.5 | 13.8 | 1280 | 3980 | 4800 | 18.1 | 17.3 | 16.6 | |
| 25+25+25+25+35+50 | 1.69 | 1.69 | 1.69 | 1.69 | 2.36 | 3.38 | 5.5 | 12.5 | 13.8 | 1280 | 3980 | 4800 | 18.1 | 17.3 | 16.6 | |
| 25+25+25+25+35+60 | 1.60 | 1.60 | 1.60 | 1.60 | 2.24 | 3.85 | 5.5 | 12.5 | 13.8 | 1280 | 3970 | 4800 | 18.1 | 17.3 | 16.6 | |
| 25+25+25+35+35+35 | 1.74 | 1.74 | 1.74 | 2.43 | 2.43 | 2.43 | 5.5 | 12.5 | 13.8 | 1280 | 3980 | 4800 | 18.1 | 17.3 | 16.6 | |
| 25+25+25+35+35+50 | 1.60 | 1.60 | 1.60 | 2.24 | 2.24 | 3.21 | 5.5 | 12.5 | 13.8 | 1280 | 3970 | 4800 | 18.1 | 17.3 | 16.6 | |
| 25+25+35+35+35+35 | 1.64 | 1.64 | 2.30 | 2.30 | 2.30 | 2.30 | 5.5 | 12.5 | 13.8 | 1280 | 3970 | 4800 | 18.1 | 17.3 | 16.6 | |

CONTROL SYSTEM

Wired Remote Control (option)

RC-ES1 Simple wired remote control **New!**



H86 x W86 x D17 mm

- Simple and sophisticated design
- Compact size (86x86mm)
- Remote control with Bluetooth® wireless technology

*The Bluetooth® word mark and logos are registered trademarks owned by Bluetooth SIG, Inc. and any use of such marks by MITSUBISHI HEAVY INDUSTRIES THERMAL SYSTEMS, LTD. is under license.

Wireless connection



Remote control with Bluetooth® wireless technology. Easy set-up of indoor units. Notifications of abnormal conditions or operational data from the remote control will be sent to your smartphone.

You can control the air-conditioner by installing App on your Smartphone



Search for "M-Air PRO" from the Google Play™ store for Android™ and App Store for iPhone.



Please check the app stores for the latest supported OS version information. App Store and iPhone are registered trademark of Apple Inc. Google Play and the Google Play logo are trademarks of Google LLC.

RC-EX3D

Advanced wired remote control

The RC-EX3D controller enables extensive access to service and maintenance data combined with easy to use full dot LCD backlight display. All settings are changed by tapping the touch screen panel.

- **Economy & Timer:**
Peak cut timer. Home Leave Operation. Energy-saving operation.
- **Comfort:**
Hi power operation. Automatic fan speed. Outdoor silent mode.
- **Convenience:**
Multi language settings. LCD contrast setting. Function switch. External Input/Output Function
- **Service:**
Error code display. Operation data display. Backup Control.



H120 x W120 x D19 mm

RC-E5

Wired remote control

The RC-E5 controller enables extensive access to service and maintenance technical data combined with easy to use functions and a clear LCD display. Weekly timer function as standard.



H120 x W120 x D19 mm

RCH-E3

Simple wired remote control

Designed especially for hotel rooms, the controller's buttons are limited only to the minimum required functions such as ON/OFF, mode, temperature setting and fan speed. It is really simple and easy to use.



H120 x W70 x D15 mm

Wireless remote control (option)

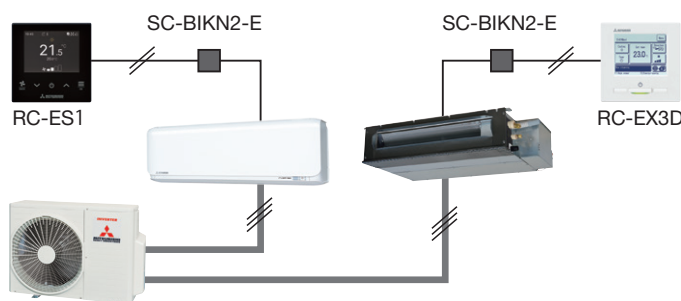
For wireless control simply insert the infrared receiver kit on a corner of the panel.



CONTROL OPTION

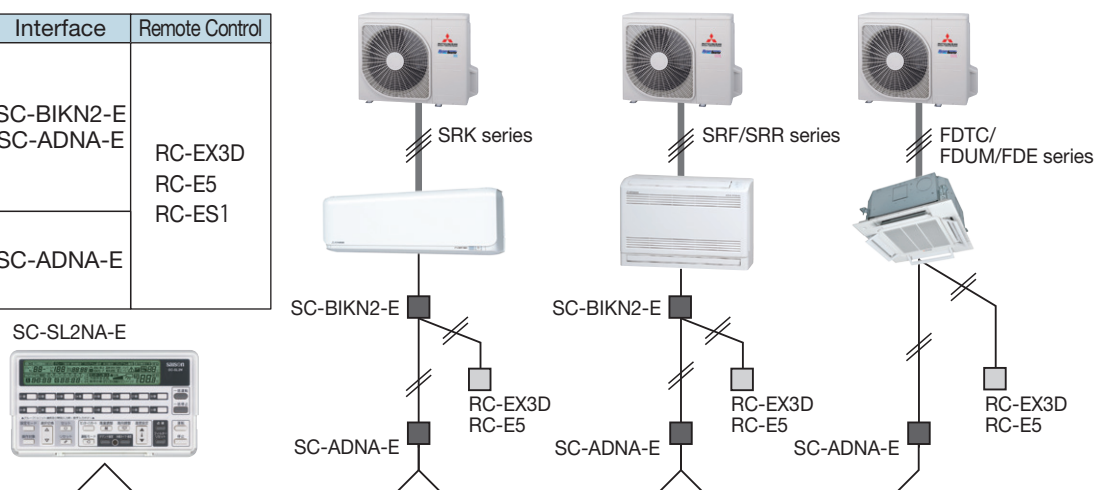
Wired remote control can be connected using the interface SC-BIKN2-E

| Model | Interface | Remote Control |
|---|--------------|----------------------------|
| SRK-ZSX-WF*, -W, -S SRK-ZR-WF*, -W, -S SRK-ZS-WF*, -W, -S SRK-ZTL* SRF-ZS, ZSX, ZMX SRR-ZS, ZM | SC-BIKN2-E | RC-EX3D RC-E5 RC-ES1 |
| FDTC-VH1, VH, VF FDUM50VH FDE50VH | not required | |



Can be connected to SUPERLINK-II using the interface SC-ADNA-E

| Model | Interface | Remote Control |
|---|-------------------------|----------------------------|
| SRK-ZSX-WF*, -W, -S SRK-ZR-WF*, -W, -S SRK-ZS-WF*, -W, -S SRK-ZTL* SRF-ZS, ZSX, ZMX SRR-ZS, ZM | SC-BIKN2-E SC-ADNA-E | RC-EX3D RC-E5 RC-ES1 |
| FDTC-VH1, VH, VF FDUM50VH FDE50VH | SC-ADNA-E | |



External switch connection CnT


All indoor units can be compatible with an additional connection point - CnT - to connect indoor units to an external ON/OFF switch; e.g. time clock, fire alarm, etc.



Remote surveillance system



Card key on-off



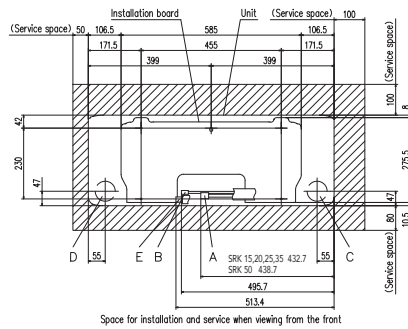
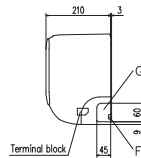
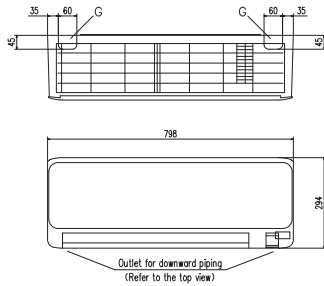
Humidifier linkage

| Model | Interface |
|---|--------------|
| SRK-ZSX-WF*, -W, -S SRK-ZR-WF*, -W, -S SRK-ZS-WF*, -W, -S SRK-ZTL* SRF-ZS, ZSX, ZMX SRR-ZS, ZM | SC-BIKN2-E |
| FDTC-VH1, VH, VF FDUM50VH FDE50VH | not required |

* Wired Remote control, SUPERLINK-II and CnT can be used but required SC-BIKN2-E connected to CNS and Wireless LAN control function will be no longer available.

INDOOR UNIT

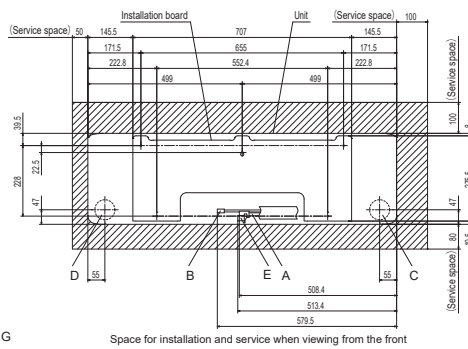
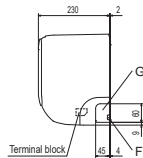
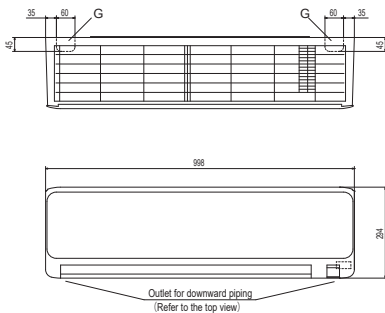
SRK15ZTL-W SRK20ZTL-W SRK25ZTL-W SRK35ZTL-W SRK50ZTL-W



| Symbol | Content |
|--------|---|
| A | Gas piping SRK 15,20,25,35 $\phi 9.52$ (3/8") (Flare) |
| B | Liquid piping SRK 50 $\phi 12.7$ (1/2") (Flare) |
| C | Hole on wall for right rear piping ($\phi 65$) |
| D | Hole on wall for left rear piping ($\phi 65$) |
| E | Drain hose VP16 |
| F | Outlet for wiring (on both side) |
| G | Outlet for piping (on both side) |

- Notes (1) The model name label is attached on the underside of the indoor unit.
(2) To connect the wired remote control, the interface kit (SC-BIKN2-E) is required.

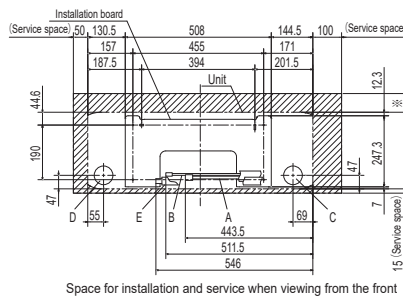
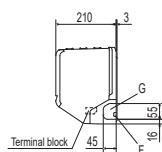
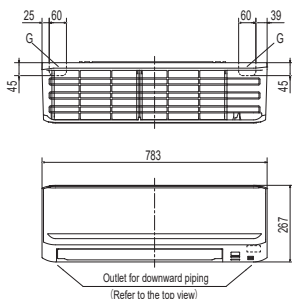
SRK63ZTL-W SRK71ZTL-W



| Symbol | Content |
|--------|--|
| A | Gas piping $\phi 12.7$ (1/2") (Flare) |
| B | Liquid piping $\phi 6.35$ (1/4") (Flare) |
| C | Hole on wall for right rear piping ($\phi 65$) |
| D | Hole on wall for left rear piping ($\phi 65$) |
| E | Drain hose VP16 |
| F | Outlet for wiring (on both side) |
| G | Outlet for piping (on both side) |

- Notes (1) The model name label is attached on the underside of the indoor unit.
(2) To connect the wired remote control, the interface kit (SC-BIKN2-E) is required.

SRK25ZSP-W1 SRK35ZSP-W1 SRK45ZSP-W1 SRK50ZSP-W1 SKM15ZSP-W SKM20ZSP-W SKM25ZSP-W SKM35ZSP-W



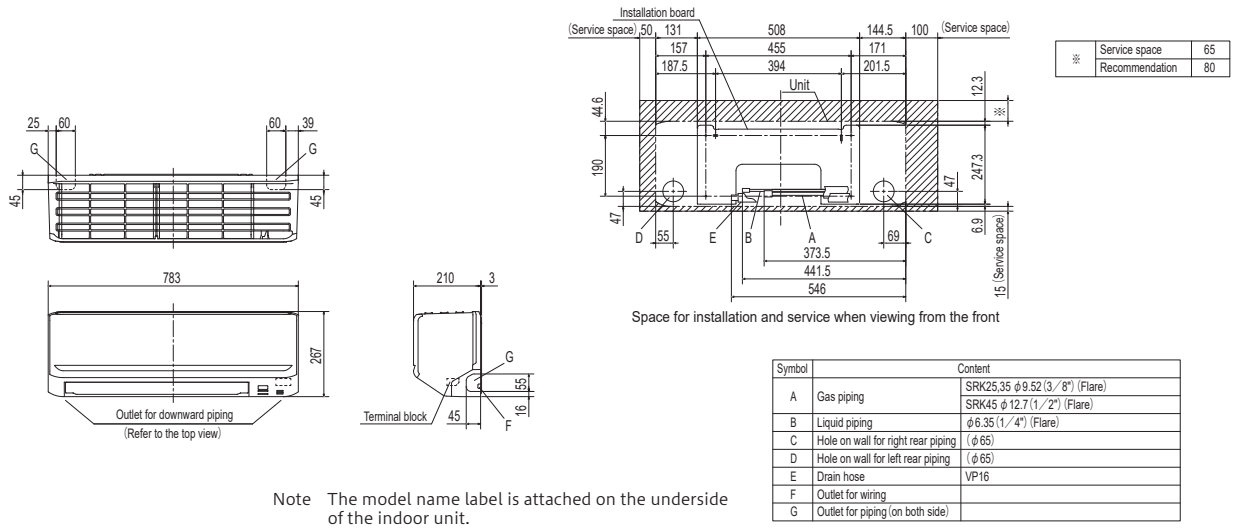
| ※ | Service space | 65 |
|---|----------------|----|
| | Recommendation | 80 |

| Symbol | Content |
|--------|---|
| A | Gas piping SRK25,35 SKM15,20,25,35 $\phi 9.52$ (3/8") (Flare) |
| B | Liquid piping SRK45,50 $\phi 12.7$ (1/2") (Flare) |
| C | Hole on wall for right rear piping ($\phi 65$) |
| D | Hole on wall for left rear piping ($\phi 65$) |
| E | Drain hose VP16 |
| F | Outlet for wiring |
| G | Outlet for piping (on both side) |

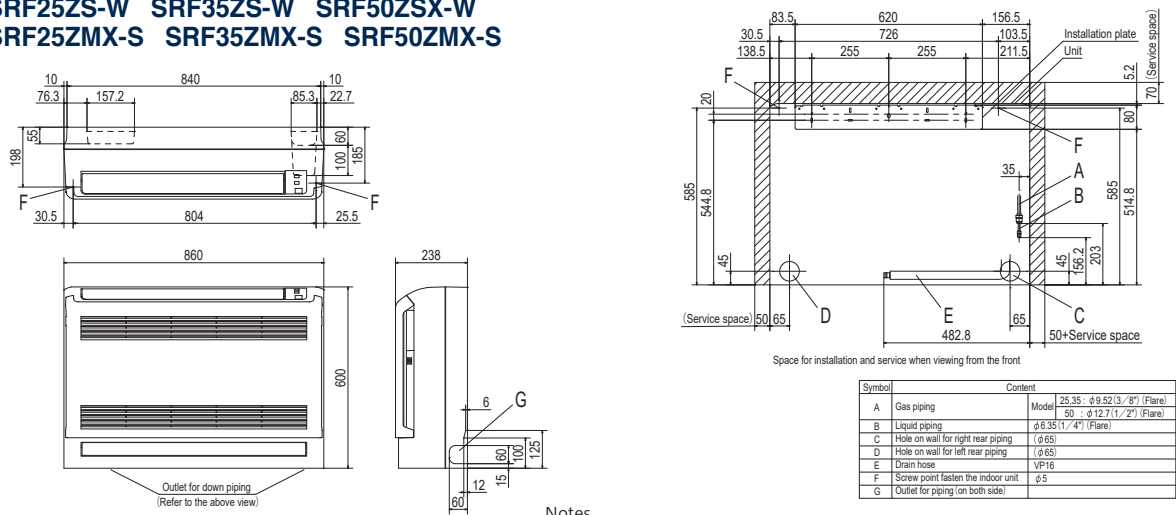
Note The model name label is attached on the underside of the indoor unit.

DIMENSIONS (Unit: mm)

SRK25ZSP-S SRK35ZSP-S SRK45ZSP-S



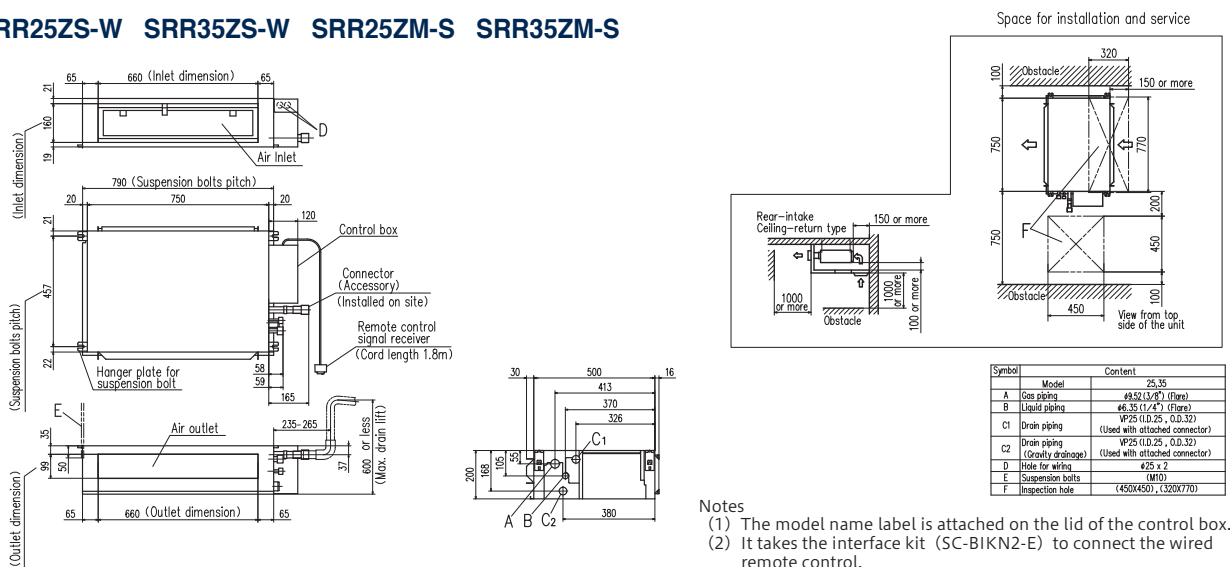
SRF25ZS-W SRF35ZS-W SRF50ZSX-W SRF25ZMX-S SRF35ZMX-S SRF50ZMX-S



Notes

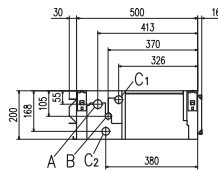
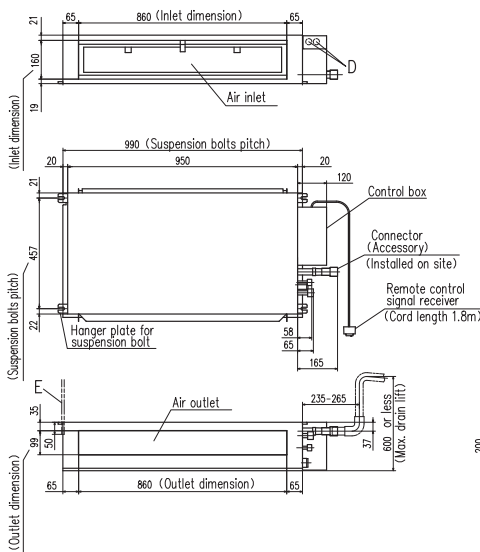
- (1) The model name label is attached on the rightside of the unit.
- (2) It takes the interface kit (SC-BIKN2-E) to connect the wired remote control.
- (3) In case of wall installation, leave the unit 150mm or less from the floor.

SRR25ZS-W SRR35ZS-W SRR25ZM-S SRR35ZM-S

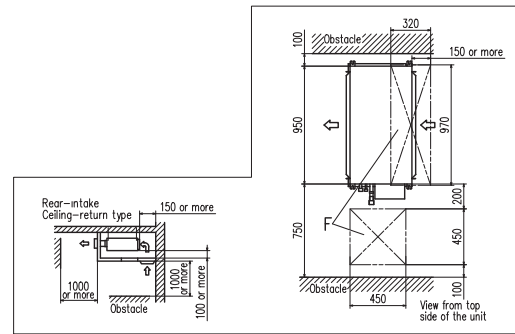


INDOOR UNIT

SRR50ZS-W SRR60ZS-W



Space for installation and service

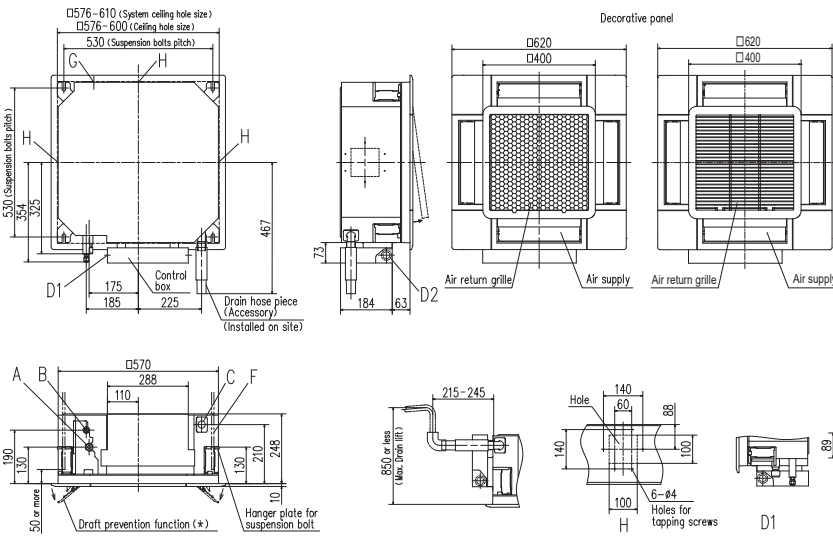


| Symbol | Model | Content |
|--------|------------------|---|
| | | 50,60 |
| A | Gas piping | φ12.7 (1/2") (Flare) |
| B | Liquid piping | φ6.35 (1/4") (Flare) |
| C1 | Drain piping | VP25 (D.0.25, 0.0.32) (Used with attached connector) |
| C2 | Drain piping | VP25 (D.0.25, 0.0.32) (Used with attached connector) |
| D | Hole for wiring | φ25 × 2 |
| E | Suspension bolts | (M10) |
| F | Inspection hole | (450X450, 1320X970) |

Notes

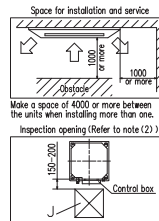
- (1) The model name label is attached on the lid of the control box.
- (2) It takes the interface kit (SC-BIKN2-E) to connect the wired remote control.

FDTC25VH1 FDTC35VH1 FDTC40VH FDTC50VH FDTC60VH

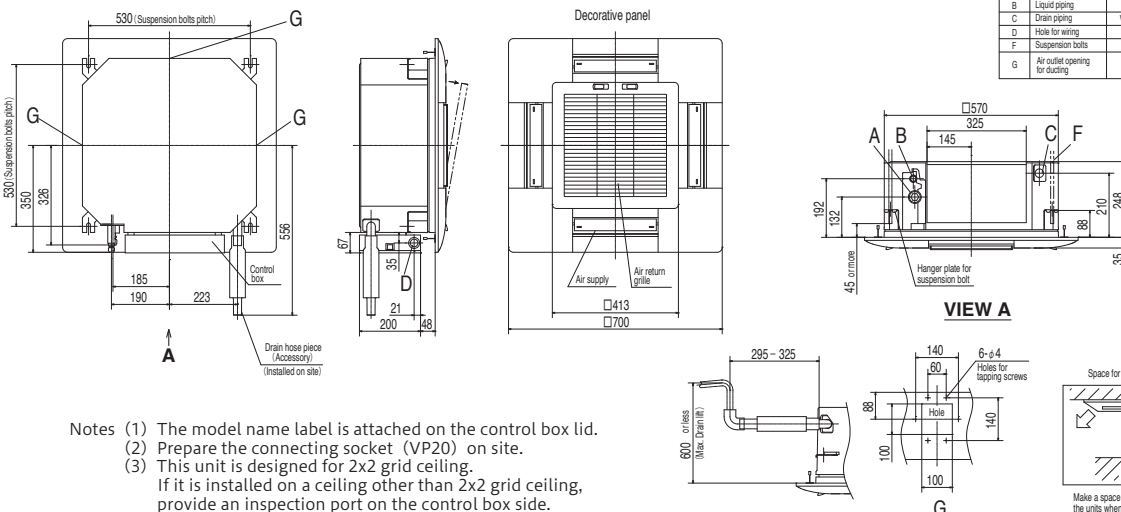


- Notes
- (1) The model name label is attached to the control box lid.
 - (2) This unit is designed for 2x2 grid ceiling. If it is installed on a ceiling other than 2x2 grid ceiling, provide an inspection opening on the control box side.
 - (3) Draft prevention function (*) is provided on the panel TC-PSA(G)E-SAW-E only.

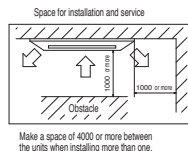
| Symbol | Content |
|--------|--|
| | 25-35 40-60 |
| A | Gas piping φ12.7 (1/2") (Flare) |
| B | Liquid piping φ6.35 (1/4") (Flare) |
| C | Drain piping VP25 (D.0.25, 0.0.32) |
| D1 | Power supply connection |
| D2 | Remote control code and signal wiring connection |
| F | Suspension bolts (M10 or M8) |
| G | Outside air opening for ducting (Knock out) |
| H | Air outlet opening for ducting φ125 (Knock out) |
| J | Inspection opening 450X450 |



FDTC25VF FDTC35VF FDTC40VF FDTC50VF FDTC60VF



| Symbol | Content |
|--------|--|
| | 25-35: φ9.52 (3/8") (Flare) 40-60: φ12.7 (1/2") (Flare) |
| A | Gas piping |
| B | Liquid piping φ6.35 (1/4") (Flare) |
| C | Drain piping VP20 (D.0.20, D.0.28) (Note 2) |
| D | Hole for wiring φ25 |
| F | Suspension bolts (M10 or M8) |
| G | Air outlet opening for ducting (Knock out) |

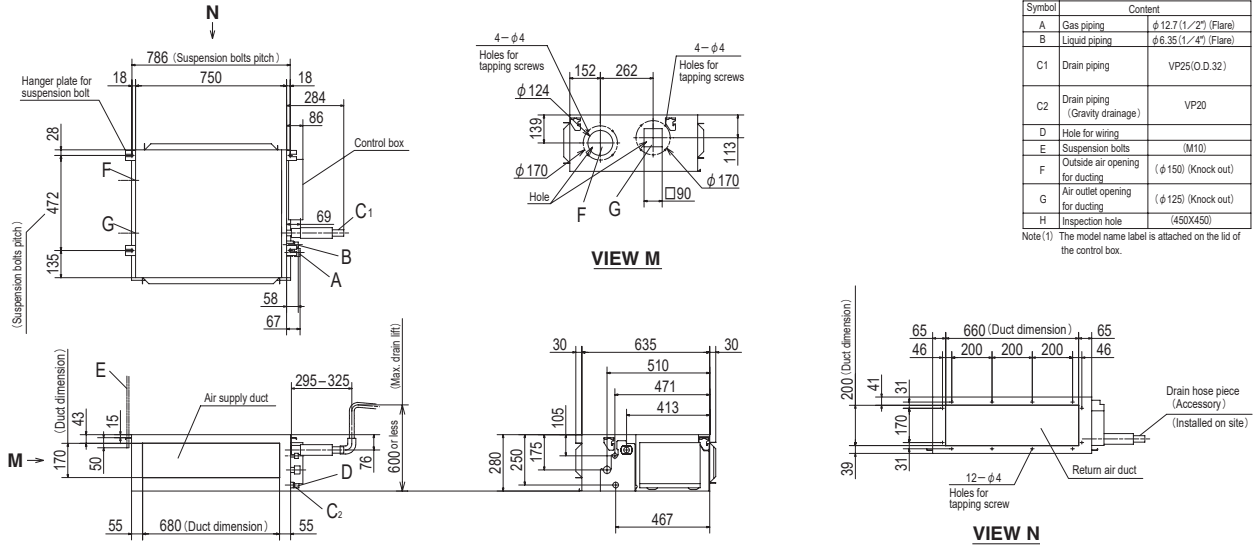


- Notes
- (1) The model name label is attached on the control box lid.
 - (2) Prepare the connecting socket (VP20) on site.
 - (3) This unit is designed for 2x2 grid ceiling. If it is installed on a ceiling other than 2x2 grid ceiling, provide an inspection port on the control box side.

DIMENSIONS (Unit: mm)

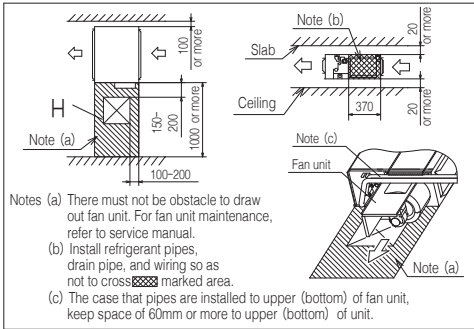
INDOOR UNIT

FDUM50VH

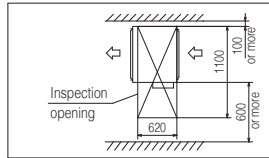


Space for installation and service

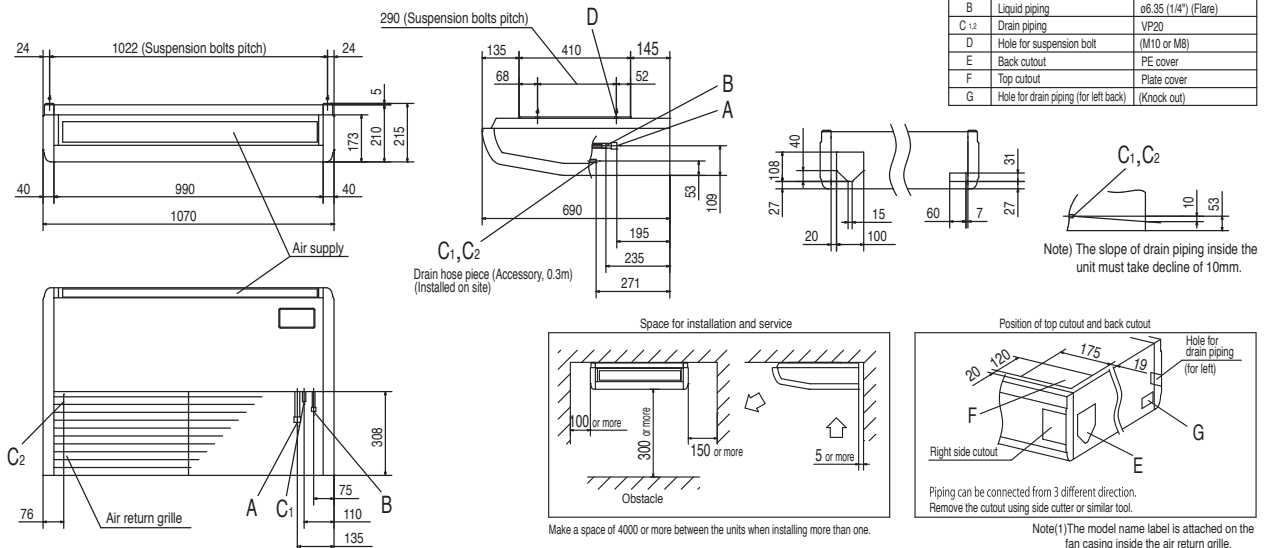
Select either of two cases to keep space for installation and services.
 (Case 1) From side of unit



(Case 2) From bottom of unit

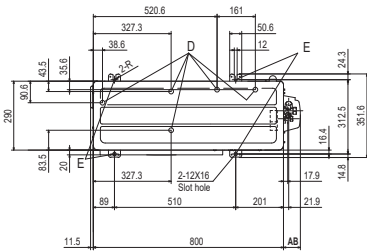


FDE50VH



OUTDOOR UNIT

SRC20ZSX-W,-S SRC25ZSX-W,-S SRC35ZSX-W,-S SRC40ZSX-W1,-S SRC50ZSX-W3,-W2,-S SRC60ZSX-W3,-W1,-S SRC63ZR-W,-S SRC63ZTL-W SRC71ZTL-W



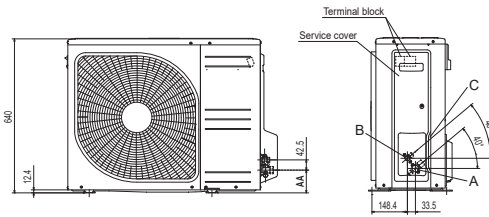
| Symbol | Content | |
|--------|--|--|
| A | Service valve connection (gas side) | 20,25,35 ϕ 9.52(3/8") (Flare) 40,50,60,63,71 ϕ 12.7(1/2") (Flare) |
| B | Service valve connection (liquid side) | ϕ 6.35 (1/4") (Flare) |
| C | Pipe/cable draw-out hole | |
| D | Drain discharge hole | ϕ 20x5places |
| E | Anchor bolt hole | M10-12x4places |

| Examples of installation Dimensions | Minimum installation space | | | |
|-------------------------------------|----------------------------|------|------|------|
| | I | II | III | IV |
| L1 | Open | 280 | 280 | 180 |
| L2 | 100 | 75 | Open | Open |
| L3 | 100 | 80 | 80 | 80 |
| L4 | 250 | Open | 250 | Open |

| | AA | AB |
|-----|------|------|
| ZSX | 93 | 71.2 |
| ZR | 94.5 | 71 |
| ZTL | 94.5 | 71 |

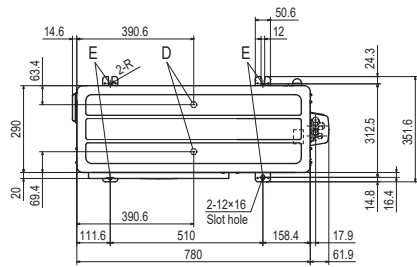
Notes

- (1) The unit must not be surrounded by walls on the four sides.
- (2) The unit must be fixed with anchor bolts. An anchor bolt must not protrude more than 15mm.
- (3) If the unit is installed in the location where there is a possibility of strong winds, place the unit such that the direction of air from the outlet gets perpendicular to the wind direction.
- (4) Leave 200mm or more space above the unit.
- (5) The wall height on the outlet side should be 1200mm or less.
- (6) The model name label is attached on the right side of the unit.



* The ZSX / ZR series does not have fin guard.

SRC50ZS-W,-S SRC25ZMX-S SRC35ZMX-S SRC50ZTL-W SRC45ZSP-W1,-S SRC50ZSP-W1

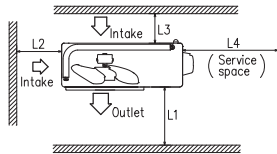
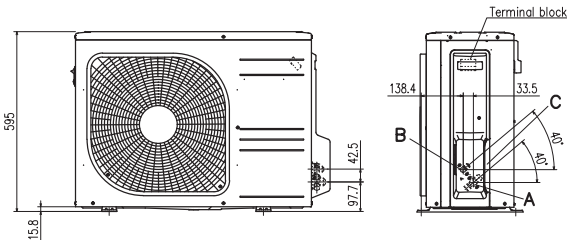


| Symbol | Content | |
|--------|--|---|
| A | Service valve connection (gas side) | ZMX: ϕ 9.52(3/8") (Flare) ZS,ZTL,ZSP: ϕ 12.7(1/2") (Flare) |
| B | Service valve connection (liquid side) | ϕ 6.35 (1/4") (Flare) |
| C | Pipe/cable draw-out hole | |
| D | Drain discharge hole | ϕ 20x2places |
| E | Anchor bolt hole | M10-12x4places |

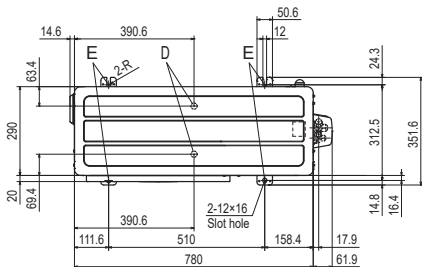
| Installation space | |
|--------------------|-------------|
| L1 | 280 or more |
| L2 | 100 or more |
| L3 | 80 or more |
| L4 | 250 or more |

Notes

- (1) The unit must not be surrounded by walls on the four sides.
- (2) The unit must be fixed with anchor bolts. An anchor bolt must not protrude more than 15mm.
- (3) If the unit is installed in the location where there is a possibility of strong winds, place the unit such that the direction of air from the outlet gets perpendicular to the wind direction.
- (4) Leave 200mm or more space above the unit.
- (5) The wall height on the outlet side should be 1200mm or less.
- (6) The model name label is attached on the right side of the unit.



SRC20ZS-W,-S SRC25ZS-W2,-S SRC35ZS-W2,-S

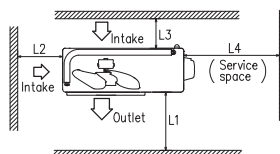
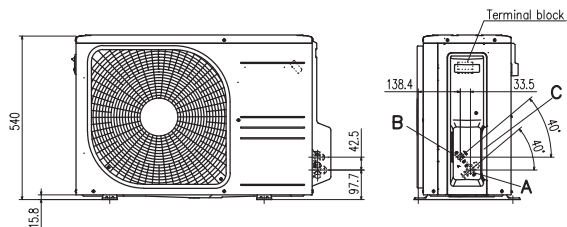


| Symbol | Content | |
|--------|--|----------------------------|
| A | Service valve connection (gas side) | ϕ 9.52 (3/8") (Flare) |
| B | Service valve connection (liquid side) | ϕ 6.35 (1/4") (Flare) |
| C | Pipe/cable draw-out hole | |
| D | Drain discharge hole | ϕ 20x2places |
| E | Anchor bolt hole | M10-12x4places |

| Installation space | |
|--------------------|-------------|
| L1 | 280 or more |
| L2 | 100 or more |
| L3 | 80 or more |
| L4 | 250 or more |

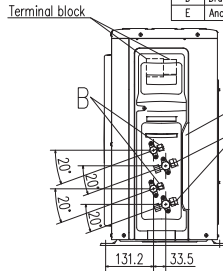
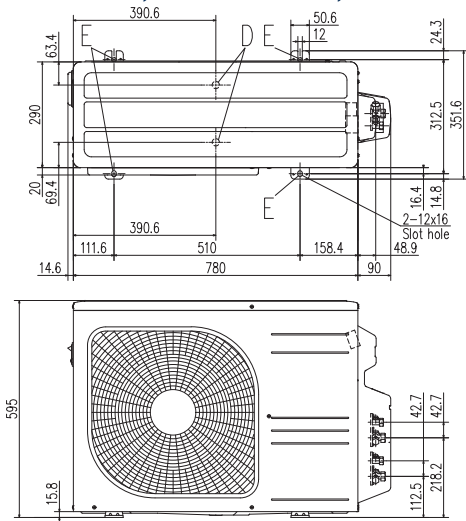
Notes

- (1) The unit must not be surrounded by walls on the four sides.
- (2) The unit must be fixed with anchor bolts. An anchor bolt must not protrude more than 15mm.
- (3) If the unit is installed in the location where there is a possibility of strong winds, place the unit such that the direction of air from the outlet gets perpendicular to the wind direction.
- (4) Leave 200mm or more space above the unit.
- (5) The wall height on the outlet side should be 1200mm or less.
- (6) The model name label is attached on the right side of the unit.



OUTDOOR UNIT

SCM30ZS-W SCM40ZS-W,-S SCM45ZS-W,-S

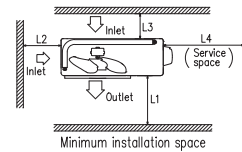


Notes

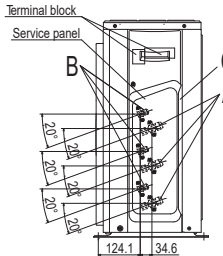
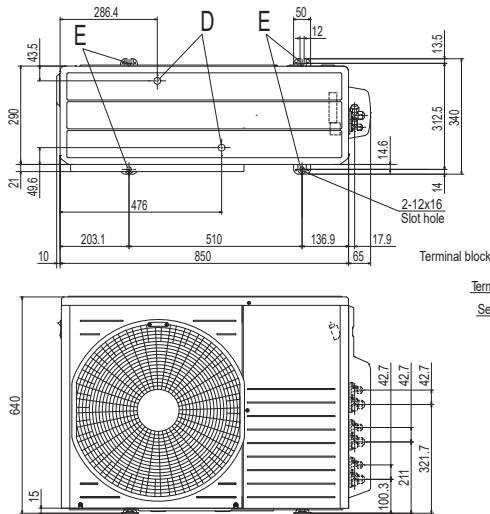
- (1) The unit must not be surrounded by walls on the four sides.
- (2) The unit must be fixed with anchor bolts. An anchor bolt must not protrude more than 15mm.
- (3) If the unit is installed in the location where there is a possibility of strong winds, place the unit such that the direction of air from the outlet gets perpendicular to the wind direction.
- (4) Leave 200mm or more space above the unit.
- (5) The wall height on the outlet side should be 1200mm or less.
- (6) The model name label is attached on the right side of the unit.

| Symbol | Content |
|--------|---|
| A | Service valve connection (gas side) $\phi 9.52$ (3/8") (Flare) |
| B | Service valve connection (liquid side) $\phi 6.35$ (1/4") (Flare) |
| C | Pipe / cable draw-out hole |
| D | Drain discharge hole $\phi 20 \times 2$ places |
| E | Anchor bolt hole M10-12 $\times 4$ places |

| | Installation space |
|----|--------------------|
| L1 | 280 or more |
| L2 | 100 or more |
| L3 | 80 or more |
| L4 | 250 or more |



SCM41ZS-W SCM50ZS-W SCM60ZS-W SCM50ZS-S1 SCM60ZM-S1

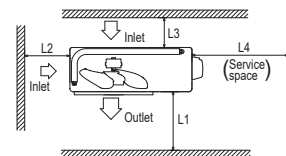


Notes

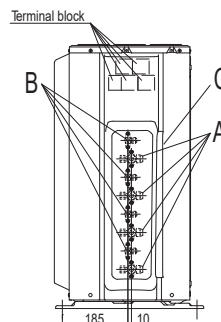
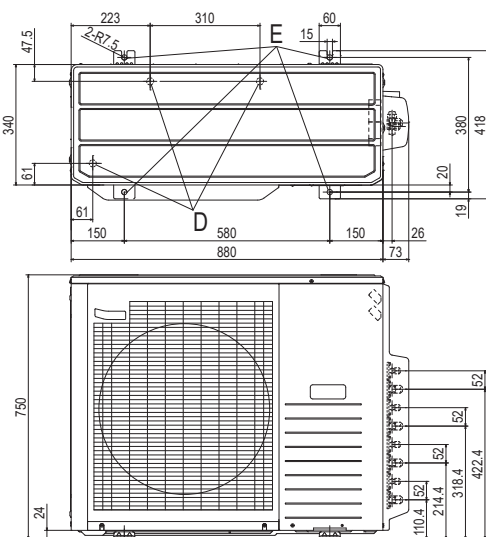
- (1) The unit must not be surrounded by walls on the four sides.
- (2) The unit must be fixed with anchor bolts. An anchor bolt must not protrude more than 15mm.
- (3) If the unit is installed in the location where there is a possibility of strong winds, place the unit such that the direction of air from the outlet gets perpendicular to the wind direction.
- (4) Leave 200mm or more space above the unit.
- (5) The wall height on the outlet side should be 1200mm or less.
- (6) The model name label is attached on the right side of the unit.

| Symbol | Content |
|--------|---|
| A | Service valve connection (gas side) $\phi 9.52$ (3/8") Flare |
| B | Service valve connection (liquid side) $\phi 6.35$ (1/4") Flare |
| C | Pipe / cable draw-out hole |
| D | Drain discharge hole $\phi 20 \times 3$ places |
| E | Anchor bolt hole M10-12 $\times 4$ places |

| | Installation space |
|----|--|
| L1 | 600 or more |
| L2 | 100 or more |
| L3 | 100 or more |
| L4 | No obstacles (Service space or electrical parts) |



SCM71ZS-W SCM80ZS-W SCM71ZM-S1 SCM80ZM-S1



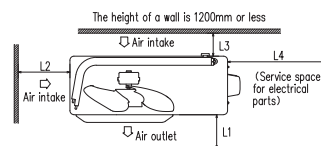
Notes

- (1) It must not be surrounded by walls on four sides.
- (2) The unit must be fixed with anchor bolts. An anchor bolt must not protrude more than 15mm.
- (3) Where the unit is subjected to strong winds, lay it in such a direction that the blower outlet faces perpendicularly to the dominant wind direction.
- (4) Leave 1.2m or more space above the unit.
- (5) A wall in front of the blower outlet must not exceed the unit's height.
- (6) The model name label is attached on the rear panel.

| Symbol | Content |
|--------|---|
| A | Service valve connection (gas side) $\phi 9.52$ (3/8") Flare |
| B | Service valve connection (liquid side) $\phi 6.35$ (1/4") Flare |
| C | Pipe / cable draw-out hole |
| D | Drain discharge hole $\phi 20 \times 3$ places |
| E | Anchor bolt hole M10 $\times 4$ places |

Minimum installation space

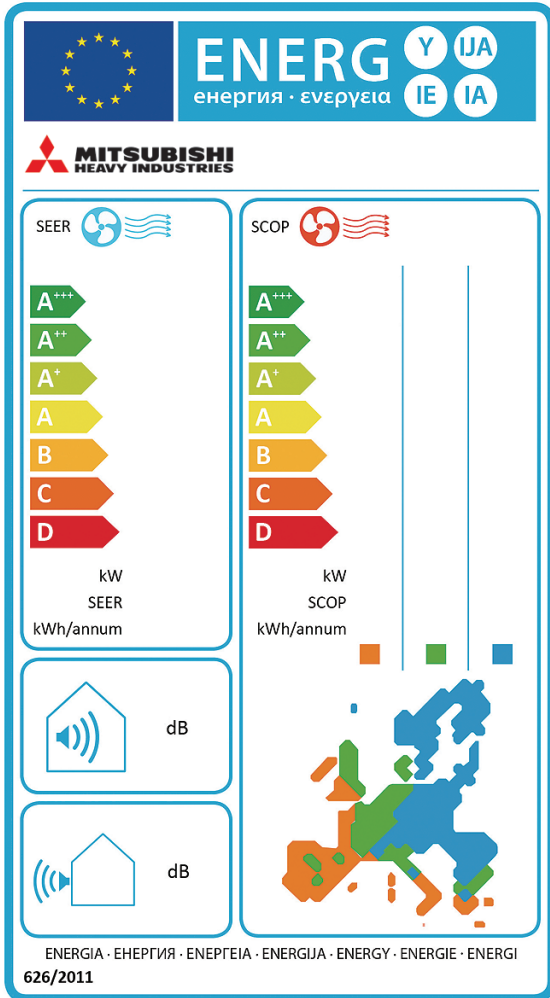
| Examples of Installation Dimensions | Minimum installation space | | |
|-------------------------------------|----------------------------|------|------|
| | I | II | III |
| L1 | Open | Open | 500 |
| L2 | 300 | 250 | Open |
| L3 | 100 | 150 | 100 |
| L4 | 250 | 250 | 250 |



ENERGY EFFICIENT AND ENVIRONMENTALLY CONSCIOUS

ENERGY LABEL – FOR EU/EEA AREA ONLY –

SEER and SCOP is defined in European regulations listed below.



No.626/2011 of 4 May 2011:
energy labeling of air-conditioners
(below cooling capacity 12kW).

No.206/2012 of 6 March 2012: requirement for air-conditioners
and comfort fans.

Seasonal efficiency is the method of rating the true efficiency of
heating and cooling products over an entire year.

Set by the EU's new regulation implementing Eco-Design
Directive for Energy related Product (ErP) which specifies the
minimum efficiency of air-conditioners manufacturers must
integrate into their products.

The Seasonal Efficiency rating system that must be used for
heating and cooling by all manufacturers are;

SEER - Seasonal Efficiency Ratio (value in cooling)

SCOP - Seasonal Coefficient of Performance (value in heating)

The rating system will indicate the true efficiency of the energy
using product at specified condition.

Employment of lead-free solder

Adapted to RoHS directive

RoHS:Restriction of Hazardous substances

In order to avoid the release of hazardous substances into
the environment, all models have utilised lead-free solder
application. It has been considered to be difficult to use lead-
free solder for practical applications because it requires higher
solder temperatures at assembly, which can jeopardize reliability.
However our PbF soldering method can produce a higher quality
lead-free printed circuit board.

Employment of **R32** **R410A**

All models use refrigerant R32 or R410A characterized by the
ozone depletion coefficient being 0.

Excellent Energy Saving

High performance and excellent energy savings are achieved
at the same time by heat exchanger's increased capacity and
employment of high efficiency DC motor.

ENERGY EFFICIENT AND ENVIRONMENTALLY CONSCIOUS

Based on European regulations listed below, please refer the following specification table.

– Single-split –

| | | | | | | | | |
|--|-------|---------------|-----------------|-----------------|-----------------|-----------------|-----------------|--------------|
| Indoor unit | | SRK20ZSX-WF*1 | SRK25ZSX-WF*1 | SRK35ZSX-WF*1 | SRK50ZSX-WF*1 | SRK60ZSX-WF*1 | SRK20ZSX-W | SRK25ZSX-W |
| Outdoor unit | | SRC20ZSX-W | SRC25ZSX-W | SRC35ZSX-W | SRC50ZSX-W2,-W3 | SRC60ZSX-W1,-W3 | SRC20ZSX-W | SRC25ZSX-W |
| Energy class (cooling/heating) | | A+++/A+++ | A+++/A+++ | A+++/A+++ | A++/A++ | A++/A++ | A+++/A+++ | A+++/A+++ |
| SEER | | 10.00 | 10.30 | 9.50 | 8.30 | 7.80 | 10.00 | 10.30 |
| SCOP (Average climate) | | 5.20 | 5.20 | 5.10 | 4.70 | 4.70 | 5.20 | 5.20 |
| Pdesign (cooling/heating(@-10°C)) | kW | 2.00/2.80 | 2.50/3.00 | 3.50/3.40 | 5.00/4.50 | 6.10/5.20 | 2.00/2.80 | 2.50/3.00 |
| Annual electricity consumption (cooling/heating) | kWh/a | 70/754 | 85/808 | 129/934 | 211/1341 | 274/1551 | 70/754 | 85/808 |
| Designated heating season | | Average | | | | | | |
| Indoor unit | | SRK35ZSX-W | SRK50ZSX-W | SRK60ZSX-W | SRK63ZR-WF | SRK71ZR-WF | SRK80ZR-WF | SRK100ZR-WF |
| Outdoor unit | | SRC35ZSX-W | SRC50ZSX-W2,-W3 | SRC60ZSX-W1,-W3 | SRC63ZR-W | SRC71ZR-W | SRC80ZR-W | FDC100VNP-W |
| Energy class (cooling/heating) | | A+++/A+++ | A++/A++ | A++/A++ | A++/A++ | A++/A+ | A++/A+ | A++/A+ |
| SEER | | 9.50 | 8.30 | 7.80 | 8.10 | 7.40 | 7.00 | 6.11 |
| SCOP (Average climate) | | 5.10 | 4.70 | 4.70 | 4.70 | 4.50 | 4.40 | 4.14 |
| Pdesign (cooling/heating(@-10°C)) | kW | 3.50/3.40 | 5.00/4.50 | 6.10/5.20 | 6.30/5.40 | 7.10/6.60 | 8.00/7.10 | 9.6/6.0 |
| Annual electricity consumption (cooling/heating) | kWh/a | 129/934 | 211/1341 | 274/1551 | 273/1608 | 337/2055 | 401/2259 | 551/2028 |
| Designated heating season | | Average | | | | | | |
| Indoor unit | | SRK63ZR-W | SRK71ZR-W | SRK80ZR-W | SRK100ZR-W | SRK20ZS-WF*1 | SRK25ZS-WF*1 | SRK35ZS-WF*1 |
| Outdoor unit | | SRC63ZR-W | SRC71ZR-W | SRC80ZR-W | FDC100VNP-W | SRC20ZS-W | SRC25ZS-W2 | SRC35ZS-W2 |
| Energy class (cooling/heating) | | A++/A++ | A++/A+ | A++/A+ | A++/A+ | A+++/A+++ | A+++/A+++ | A++/A++ |
| SEER | | 8.10 | 7.40 | 7.00 | 6.11 | 8.50 | 8.50 | 8.40 |
| SCOP (Average climate) | | 4.70 | 4.50 | 4.40 | 4.14 | 4.60 | 4.70 | 4.70 |
| Pdesign (cooling/heating(@-10°C)) | kW | 6.30/5.40 | 7.10/6.60 | 8.00/7.10 | 9.6/6.0 | 2.00/2.60 | 2.50/2.70 | 3.50/3.00 |
| Annual electricity consumption (cooling/heating) | kWh/a | 273/1608 | 337/2055 | 401/2259 | 551/2028 | 83/793 | 103/804 | 146/895 |
| Designated heating season | | Average | | | | | | |
| Indoor unit | | SRK50ZS-WF*1 | SRK20ZS-W | SRK25ZS-W | SRK35ZS-W | SRK50ZS-W | SRK15ZTL-W | SRK20ZTL-W |
| Outdoor unit | | SRC50ZS-W | SRC20ZS-W | SRC25ZS-W2 | SRC35ZS-W2 | SRC50ZS-W | SRC15ZTL-W | SRC20ZTL-W |
| Energy class (cooling/heating) | | A+++/A+++ | A+++/A+++ | A+++/A+++ | A++/A++ | A++/A++ | A++/A+ | A++/A+ |
| SEER | | 7.00 | 8.50 | 8.50 | 8.40 | 7.00 | 6.40 | 6.70 |
| SCOP (Average climate) | | 4.60 | 4.60 | 4.70 | 4.70 | 4.60 | 4.40 | 4.40 |
| Pdesign (cooling/heating(@-10°C)) | kW | 5.00/3.80 | 2.00/2.60 | 2.50/2.70 | 3.50/3.00 | 5.00/3.80 | 1.50/2.30 | 2.00/2.40 |
| Annual electricity consumption (cooling/heating) | kWh/a | 250/1158 | 83/793 | 103/804 | 146/895 | 250/1158 | 83/732 | 105/764 |
| Designated heating season | | Average | | | | | | |
| Indoor unit | | SRK25ZTL-W | SRK35ZTL-W | SRK50ZTL-W | SRK63ZTL-W | SRK71ZTL-W | SRK25ZSP-W1 | SRK35ZSP-W1 |
| Outdoor unit | | SRC25ZTL-W | SRC35ZTL-W | SRC50ZTL-W | SRC63ZTL-W | SRC71ZTL-W | SRC25ZSP-W1 | SRC35ZSP-W1 |
| Energy class (cooling/heating) | | A+++/A+++ | A+++/A+++ | A++/A+ | A++/A++ | A++/A+ | A++/A+ | A++/A+ |
| SEER | | 6.90 | 6.50 | 6.50 | 7.50 | 7.10 | 6.90 | 7.30 |
| SCOP (Average climate) | | 4.70 | 4.70 | 4.30 | 4.60 | 4.40 | 4.10 | 4.50 |
| Pdesign (cooling/heating(@-10°C)) | kW | 2.50/2.70 | 3.50/2.80 | 5.00/4.00 | 6.30/5.30 | 7.10/6.20 | 2.50/2.70 | 3.20/2.80 |
| Annual electricity consumption (cooling/heating) | kWh/a | 127/804 | 189/835 | 270/1302 | 295/1615 | 351/1972 | 127/923 | 154/872 |
| Designated heating season | | Average | | | | | | |
| Indoor unit | | SRK45ZSP-W1 | SRK50ZSP-W1 | SRF25ZS-W | SRF35ZS-W | SRF50ZSX-W | SRR25ZS-W | SRR35ZS-W |
| Outdoor unit | | SRC45ZSP-W1 | SRC50ZSP-W1 | SRC25ZS-W2 | SRC35ZS-W2 | SRC50ZSX-W2,-W3 | SRC25ZS-W2 | SRC35ZS-W2 |
| Energy class (cooling/heating) | | A++/A+ | A++/A+ | A++/A+ | A++/A++ | A++/A++ | A++/A+ | A++/A+ |
| SEER | | 6.40 | 6.30 | 7.40 | 8.10 | 7.50 | 6.60 | 6.80 |
| SCOP (Average climate) | | 4.20 | 4.20 | 4.00 | 4.70 | 4.60 | 4.10 | 4.50 |
| Pdesign (cooling/heating(@-10°C)) | kW | 4.50/3.80 | 5.00/3.80 | 2.50/2.40 | 3.50/2.90 | 5.00/4.10 | 2.50/2.50 | 3.50/3.10 |
| Annual electricity consumption (cooling/heating) | kWh/a | 247/1266 | 278/1266 | 119/840 | 152/864 | 234/1247 | 133/853 | 181/966 |
| Designated heating season | | Average | | | | | | |
| Indoor unit | | SRR50ZS-W | SRR60ZS-W | FDTC25VH1 | FDTC35VH1 | FDTC40VH | FDTC50VH | |
| Outdoor unit | | SRC50ZSX-W3 | SRC60ZSX-W3 | SRC25ZS-W2 | SRC35ZS-W2 | SRC40ZSX-W1 | SRC50ZSX-W2,-W3 | |
| Energy class (cooling/heating) | | A++/A+ | A++/A+ | A++/A+ | A++/A++ | A++/A+ | A++/A+ | |
| SEER | | 6.50 | 6.20 | 6.80 | 7.10 | 6.94 | 6.52 | |
| SCOP (Average climate) | | 4.40 | 4.30 | 4.00 | 4.60 | 4.37 | 4.30 | |
| Pdesign (cooling/heating(@-10°C)) | kW | 5.00/4.50 | 5.60/5.20 | 2.50/2.40 | 3.50/2.90 | 4.0/4.0 | 5.0/4.3 | |
| Annual electricity consumption (cooling/heating) | kWh/a | 270/1431 | 316/1692 | 129/840 | 173/883 | 202/1283 | 269/1401 | |
| Designated heating season | | Average | | | | | | |

*1 The colour variation type has the same value.

*SEER/SCOP are based on EN14825:2016 and Commission regulation (EU) No.2016/2281. Temperature conditions for calculating SCOP are based on "Average climate".

| | | | | | | | | |
|--|-------|----------------|------------|------------|------------------------|------------------------|------------------------|------------------------|
| Indoor unit | | FDT60VH | SRK20ZSX-S | SRK25ZSX-S | SRK35ZSX-S | SRK50ZSX-S | SRK60ZSX-S | SRK63ZR-S |
| Outdoor unit | | SRC60ZSX-W1-W3 | SRC20ZSX-S | SRC25ZSX-S | SRC35ZSX-S | SRC50ZSX-S | SRC60ZSX-S | SRC63ZR-S |
| Energy class (cooling/heating) | | A++/A+ | A+++/A+++ | A+++/A+++ | A+++/A+++ | A++/A++ | A++/A++ | A++/A++ |
| SEER | | 6.45 | 9.50 | 9.60 | 9.20 | 8.20 | 7.60 | 7.60 |
| SCOP (Average climate) | | 4.10 | 5.20 | 5.20 | 5.10 | 4.70 | 4.70 | 4.70 |
| Pdesign (cooling/heating(@-10°C)) | kW | 5.6/5.1 | 2.00/2.70 | 2.50/2.90 | 3.50/3.30 | 5.00/4.50 | 6.10/5.20 | 6.30/5.40 |
| Annual electricity consumption (cooling/heating) | kWh/a | 304/1744 | 74/728 | 92/781 | 134/906 | 214/1341 | 282/1551 | 291/1610 |
| Designated heating season | | Average | | | | | | |
| Indoor unit | | SRK71ZR-S | SRK80ZR-S | SRK100ZR-S | SRK20ZS-S ¹ | SRK25ZS-S ¹ | SRK35ZS-S ¹ | SRK50ZS-S ¹ |
| Outdoor unit | | SRC71ZR-S | SRC80ZR-S | FDC100VNP | SRC20ZS-S | SRC25ZS-S | SRC35ZS-S | SRC50ZS-S |
| Energy class (cooling/heating) | | A++/A+ | A++/A+ | A++/A+ | A++/A++ | A++/A++ | A++/A++ | A++/A+ |
| SEER | | 7.20 | 6.60 | 6.60 | 7.80 | 7.80 | 7.80 | 6.26 |
| SCOP (Average climate) | | 4.50 | 4.40 | 4.40 | 4.60 | 4.60 | 4.60 | 4.20 |
| Pdesign (cooling/heating(@-10°C)) | kW | 7.10/6.60 | 8.00/7.10 | 10.0/7.20 | 2.00/2.40 | 2.50/2.50 | 3.50/2.80 | 5.00/3.90 |
| Annual electricity consumption (cooling/heating) | kWh/a | 346/2055 | 425/2261 | 531/2289 | 90/732 | 113/762 | 158/852 | 280/1300 |
| Designated heating season | | Average | | | | | | |
| Indoor unit | | SRK25ZSP-S | SRK35ZSP-S | SRK45ZSP-S | SFR25ZMX-S | SFR35ZMX-S | SFR50ZMX-S | SRR25ZM-S |
| Outdoor unit | | SRC25ZSP-S | SRC35ZSP-S | SRC45ZSP-S | SRC25ZMX-S | SRC35ZMX-S | SRC50ZSX-S | SRC25ZMX-S |
| Energy class (cooling/heating) | | A/A | A++/A+ | A/A | A++/A+ | A++/A+ | A++/A+ | A++/A+ |
| SEER | | 5.50 | 6.15 | 5.38 | 7.11 | 6.75 | 6.12 | 6.43 |
| SCOP (Average climate) | | 3.80 | 4.00 | 3.81 | 4.37 | 4.26 | 3.87 | 4.08 |
| Pdesign (cooling/heating(@-10°C)) | kW | 2.50/2.80 | 3.20/3.00 | 4.50/3.80 | 2.50/3.00 | 3.50/3.30 | 5.00/4.80 | 2.50/3.30 |
| Annual electricity consumption (cooling/heating) | kWh/a | 160/1033 | 183/1052 | 293/1398 | 123/961 | 182/1085 | 286/1736 | 136/1133 |
| Designated heating season | | Average | | | | | | |
| Indoor unit | | SRR35ZM-S | FDTC25VF | FDTC35VF | FDTC40VF | FDTC50VF | FDTC60VF | |
| Outdoor unit | | SRC35ZMX-S | SRC25ZMX-S | SRC35ZMX-S | SRC40ZSX-S | SRC50ZSX-S | SRC60ZSX-S | |
| Energy class (cooling/heating) | | A++/A+ | A++/A+ | A++/A+ | A++/A | A+/A | A+/A | |
| SEER | | 6.33 | 6.10 | 6.12 | 6.53 | 6.01 | 5.76 | |
| SCOP (Average climate) | | 4.02 | 4.13 | 4.15 | 3.96 | 3.85 | 3.80 | |
| Pdesign (cooling/heating(@-10°C)) | kW | 3.50/3.55 | 2.55/3.10 | 3.60/3.60 | 4.00/4.00 | 5.00/4.80 | 5.60/5.90 | |
| Annual electricity consumption (cooling/heating) | kWh/a | 194/1238 | 147/1050 | 207/1215 | 215/1416 | 291/1745 | 341/2172 | |
| Designated heating season | | Average | | | | | | |

Multi-split System

| | | | | | | | | | | |
|--|-------|----------------|-----------------------|-----------------------|----------------|----------------|--------------------------|----------------|----------------|------------|
| Indoor unit | | SRK15ZS-WF x 2 | SRK20ZSX-W x 2 | SRK20ZSX-W SRK25ZSX-W | SRK15ZS-WF x 3 | SRK20ZSX-W x 3 | SRK20ZSX-W x 4 | SRK20ZSX-W x 5 | SRK20ZSX-W x 5 | |
| Outdoor unit | | SCM30ZS-W | SCM40ZS-W | SCM45ZS-W | SCM41ZS-W | SCM50ZS-W | SCM60ZS-W | SCM71ZS-W | SCM80ZS-W | SCM100ZS-W |
| Energy class (cooling/heating) | | A+++/A++ | A+++/A++ | A+++/A++ | A+++/A++ | A+++/A++ | A+++/A++ | A++/A++ | A++/A++ | A+++/A+ |
| SEER | | 8.60 | 9.10 | 9.10 | 9.20 | 8.80 | 8.80 | 8.30 | 8.20 | 8.60 |
| SCOP (Average climate) | | 4.80 | 4.70 | 4.70 | 4.60 | 4.60 | 4.60 | 4.60 | 4.60 | 4.50 |
| Pdesign (cooling/heating(@-10°C)) | kW | 3.00/3.30 | 4.00/4.10 | 4.50/4.10 | 4.00/3.40 | 5.00/4.70 | 6.00/4.70 | 7.10/6.70 | 8.00/6.70 | 10.00/6.80 |
| Annual electricity consumption (cooling/heating) | kWh/a | 123/962 | 154/1222 | 174/1222 | 153/1034 | 199/1430 | 239/1430 | 300/2038 | 342/2038 | 407/2116 |
| Designated heating season | | Average | | | | | | | | |
| Indoor unit | | SRK20ZSX-W x 2 | SRK20ZSX-W SRK25ZSX-W | SRK20ZSX-W x 3 | SRK20ZSX-W x 4 | SRK20ZSX-W x 5 | SRK25ZS-W+ SRK35ZS-W x 3 | | | |
| Outdoor unit | | SCM40ZS-S | SCM45ZS-S | SCM50ZS-S1 | SCM60ZM-S1 | SCM71ZM-S1 | SCM80ZM-S1 | SCM100ZM-S | SCM125ZM-S* | |
| Energy class (cooling/heating) | | A++/A+ | A++/A+ | A++/A+ | A++/A+ | A++/A+ | A++/A+ | A/A+ | - | |
| SEER | | 6.31 | 6.43 | 6.80 | 6.80 | 7.20 | 7.10 | 5.10 | 5.61 | |
| SCOP (Average climate) | | 4.05 | 4.11 | 4.40 | 4.20 | 4.20 | 4.20 | 4.02 | 4.11 | |
| Pdesign (cooling/heating(@-10°C)) | kW | 4.00/3.30 | 4.50/4.10 | 5.00/4.90 | 6.00/7.30 | 7.10/8.10 | 8.00/8.20 | 10.00/10.10 | - | |
| Annual electricity consumption (cooling/heating) | kWh/a | 222/1140 | 245/1396 | 258/1559 | 309/2435 | 346/2700 | 395/2733 | 687/3519 | - | |
| Designated heating season | | Average | | | | | | | | |

Before starting use

Heating performance

The heating performance values (kW) described in the catalogue are the values obtained by operating at an outdoor temperature of 7°C and indoor temperature of 20°C as set forth in the ISO Standards.

Heating performance is reduced as the temperature drops. If the outdoor temperature is too low and the heating performance is insufficient, use other heating appliances as well.

Indication of sound values

The sound values are the values (A scale) measured in a chamber such as an anechoic chamber following the ISO Standards. In the actual installation state, the value is normally larger than the values given in the catalogue due to the effect of surrounding noise and echo. Take this into consideration when installing.

Use in oil atmosphere

Avoid installing this unit in an atmosphere where oil scatters or builds up, such as in a kitchen or machine factory.

If the oil adheres to the heat exchanger, the heat exchanging performance will drop, mist may be generated, and the synthetic resin parts may deform and break.

Use in acidic or alkaline atmosphere

If this unit is used in acidic atmosphere such as hot spring areas having high level of sulfuric gases or in alkaline atmosphere including ammonia or calcium chloride, places where the exhaust of the heat exchanger is sucked in, or at coastal areas where the unit is subject to salt breezes, the outer plate or heat exchanger, etc., will corrode. Please ask a dealer or specialist when you use an air-conditioner in places differing from a general atmosphere.

Use in places with high ceilings

If the ceiling is high, install a circulator to improve the heat and air flow distribution when heating.

Refrigerant leakage

The refrigerant (R32, R410A) used for air-conditioner is non-toxic and in its original state.

However, in consideration of a state where the refrigerant leaks into the room, measures against refrigerant leaks must be taken in small rooms where the tolerable level could be exceeded. Take measures by installing ventilation devices, etc.

Use in snowy areas

Take the following measures when installing the outdoor unit in snowy areas.

•Snow prevention

Install a snow-prevention hood so that the snow does not obstruct the air intake port or enter and freeze in the outdoor unit.

•Snow piling

In areas with heavy snow fall, the piled snow could block the air intake port. In this case, a frame that is 50cm or higher than the estimated snow fall must be installed underneath the outdoor unit.

Automatic defrosting device

If the temperature is low, and the humidity is high, frost will stick to the heat exchanger of the outdoor unit. If continued to use, the heating performance will drop.

The "Automatic defrosting device" will function to remove this frost.

After heating for approx. three to ten minutes, it will stop, and the frost will be removed. After defrosting, hot air will be blown again.

Servicing

After the air-conditioner has been used for several seasons, dirt will build up in the air-conditioner causing the performance to drop. In addition to regular servicing, a maintenance contract by a specialist is recommended.

Safety Precautions

Air-conditioner usage target

The air-conditioner described in this catalogue is a dedicated cooling/heating device for human use.

Do not use it for special applications such as the storage of food items, animals or plants, precision devices or valuable art, etc.

This could cause the quality of the items to drop, etc.

Do not use this for cooling vehicles or ships. Water leakage or current leaks could occur.

Before use

Always read the "User's Manual" thoroughly before starting use.

Installation

Always commission the installation to a dealer or specialist. Improper installation will lead to water leakage, electric shocks and fires.

Make sure that the outdoor unit is stable in installation. Fix the unit to stable base.

Usage place


Do not install in places where combustible gas could leak or where there are sparks.

Installation in a place where combustible gas could be generated, flow or accumulate, or places containing carbon fibers could lead to fires.

Certified ISO 9001



JQA-0709



Mitsubishi Heavy Industries - Mahajak Air Conditioners Co., Ltd. has been certified of Quality Management System in Accordance with ISO 9001 by TUV NORD (Thailand) Ltd.



Mitsubishi Heavy Industries Thermal Systems, Ltd. Participate in the Eurovent certification program for comfort air-conditioner (AC1 & AC2). Check ongoing validity of certificate: www.eurovent-certification.com

Certified ISO 14001



Mitsubishi Heavy Industries - Mahajak Air Conditioners Co., Ltd. has been certified of Environmental Management System in accordance with ISO 14001 by TUV NORD (Thailand) Ltd.



Mitsubishi Heavy Industries Thermal Systems, Ltd.

(Wholly-owned subsidiary of MITSUBISHI HEAVY INDUSTRIES, LTD.)

2-3, Marunouchi 3-chome, Chiyoda-ku, Tokyo, 100-8332, Japan

<https://www.mhi-mth.co.jp/en/>

Because of our policy of continuous improvement, we reserve the right to make changes in all specifications without notice.

25R01E November 2024 F Edited in Japan